

**C O N V E Y O R C H A I N S - B E L T S**

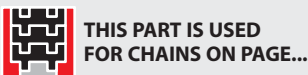
February 2008 • English Version • Issue 5.0



# DESCRIPTION

<i>Section</i>	<i>Pages</i>
<a href="#"><u><b>MATERIALS</b></u></a>	4
<a href="#"><u><b>PRODUCTION PROGRAM</b></u></a>	6
<a href="#"><u><b>CHAINS</b></u></a>	15
<a href="#"><u><b>BELTS</b></u></a>	86
<a href="#"><u><b>DUAL MAGNETIC CORNER TRACKS</b></u></a>	181
<a href="#"><u><b>SPROCKETS AND IDLER WHEELS</b></u></a>	249
<a href="#"><u><b>TECHNICAL INFORMATION</b></u></a>	312
<a href="#"><u><b>CHEMICAL RESISTANCE</b></u></a>	314
<a href="#"><u><b>INDEX</b></u></a>	317

## USED SYMBOLS



**CONVEYOR  
CHAINS & BELTS**



## Quality and Service

**Your expectation, our standard.**

*Customers expect the best from System Plast; we are committed to delivering nothing less. In every phase of our operation, from engineering, through production to delivery, from pre-sales support to after-sales service, we focus on top quality complying with the stringent standards of ISO 9001.*



When you are looking for a quality conveyor component, **look at System-Plast.**

We place our expertise at your disposal.

Our complete range of products combines stainless steel, carbon steel, aluminium and engineered plastics to achieve reliability, superior performance and compact design.

As one of the world's leading suppliers of conveyor components, System-Plast has a tradition of innovation that dates back to 1985 when we entered into this field.

In the last ten years, System-Plast Components have become the standard of design and performance to a wide range of industries, including conveyor manufacturing, materials handling, power transmission, packaging and many more.

In addition to manufacturing excellence, System-Plast has earned a reputation for outstanding customer service, offering a full range of design, custom fabrication and support services.

We hope you will now take a moment to look through this comprehensive manual. Then, when you are ready to discuss your needs with the nearest System-Plast representative, please consult the back cover of this catalog for further details about our sales network. We are able and eager to assist you set up a smooth functioning facility.

***The components you want, when and how you want them.***

System-Plast is ready and able to satisfy your needs with quick answers and delivery of standard or custom made products. Our customers around the world know that the shortest distance between a problem and its solution is to call us: innovations, research, engineering and production are always under a strict control to improve our service and products.

***Call our engineering experts.***

To order the products you have selected, or to get expert advice in choosing the right ones for your application, call System Plast Engineering Department at +39.035.83.51.301, or fax your specifications: +39.035.83.51.406.

**We'll be happy to provide the information and advice you need.**

**And we'll work to ensure prompt processing and delivery of your order.**



## APPLICATION DRIVEN

Focus on application and improvements have been the driving force behind Research and Development at System Plast, the largest global supplier of Conveyor Components.

The three most important issues in the beverage and packaging industry are EFFICIENCY, NOISE REDUCTION and HYGIENE. The engineering team of System Plast have taken these as a challenge and developed a range of products around it. This is giving System Plast the leading edge in these industries and in this way supporting the users in their corporate programs such as TPM, Total Productive Maintenance.

System Plast is a solid partner for the beverage, food and packaging industry. Not only these state-of-the-art developments are important, but just as well that it has the largest program of conveyor components, chains and belts in the industry.

The network of System Plast companies in Italy, Germany, France, UK, Netherlands, USA, Mexico and Brazil, together with the world wide network of exclusive distributors, service the clients - OEM's as well as end-users, including the leading companies in the industry. The people in the field are trained with know-why and know-how and are strongly supported by the engineering team.

## LARGEST RANGE

System Plast delivers the largest range of chains, modular belts, components, bearing, feet.


**Conveyor Line** Massive, versatile range of conveyor parts like supports, clamps, brackets, guides in plastic and stainless steel; easy combinations for many applications.

**Bearing Line** Flange bearings in many types and shapes. Completely closed type available for wet environments. Grease free versions for ease of maintenance.

**Presso Line** The largest range of support feet available. The right choice for any application; from food processing to electric cabinets.

**Modular Plastic Belts** Robust design for easy installation and maintenance. Not only the standard range, but special types for difficult products as well. Special materials for dry running, long life and low noise.

**Slat Band Chains** Chain is the main factor for efficiency of conveyors. System Plast have a wide range high quality chains in plastic and stainless steel. Special materials for exceptional applications.



## METAL CHAIN MATERIAL

<b>C45</b>	<p><b>Carbon Steel</b></p> <p>This carbon steel material allows a higher yield load capability than stainless steel but is not corrosion resistant, so only suitable for dry environments. The through hardened plate material provides for a uniform hardness of 44 HRC.</p> <p><b>Features:</b></p> <ul style="list-style-type: none"> <li>• Surface hardness: 44 HRC</li> </ul> <p><b>Benefits:</b></p> <ul style="list-style-type: none"> <li>• High mechanical strength</li> <li>• High abrasion resistance</li> </ul>
<b>STANDARD</b>	<p><b>Standard Stainless steel</b></p> <p>AISI 430 Stainless steel material with good mechanical characteristics and corrosion resistance. An economical option for many conveying applications. Lower load and lower wear resistance capability than our other stainless steel materials.</p> <p><b>Features:</b></p> <ul style="list-style-type: none"> <li>• Rust resistant stainless steel</li> </ul> <p><b>Benefits:</b></p> <ul style="list-style-type: none"> <li>• Most economic solution</li> </ul>
<b>EXTRA PLUS</b>	<p><b>Extra Plus Stainless Steel</b></p> <p>High performance stainless steel, specially developed for high speed and heavy duty application. Offers excellent corrosion resistance and highest surface hardness.</p> <p><b>Features:</b></p> <ul style="list-style-type: none"> <li>• Surface hardness of HRC 26-30 for Extra Plus</li> <li>• Extremely flat and best surface finish</li> <li>• High corrosion and wear resistance</li> <li>• Highest ultimate yield loading capability</li> </ul> <p><b>Benefits:</b></p> <ul style="list-style-type: none"> <li>• Typically used in inclined and pressureless combiners and excessively long conveyors.</li> <li>• For the improvement of product stability especially for P.E.T.</li> </ul>
<b>AUSTIC</b>	<p><b>Austenitic Stainless steel</b></p> <p>AISI 304 Austenitic stainless steel which offers exceptionally high corrosion and acid resistance properties</p> <p><b>Features:</b></p> <ul style="list-style-type: none"> <li>• Non magnetic stainless steel with 18% chrome and 8% nickel</li> </ul> <p><b>Benefits:</b></p> <ul style="list-style-type: none"> <li>• High corrosion and acid resistance material</li> </ul>

## PIN MATERIAL

<b>SPM</b>	<p><b>Standard PIN Material</b></p> <p>Special Austenitic stainless steel with higher tensile strength and improved surface hardness. These pins are offered as standard in most stainless steel and plastic chains.</p> <p><b>Features:</b></p> <ul style="list-style-type: none"> <li>• High wear, corrosion and acid resistance</li> </ul> <p><b>Benefits:</b></p> <ul style="list-style-type: none"> <li>• Longer wear life.</li> </ul>
<b>PPM</b>	<p><b>Plastic PIN Material</b></p> <p>Special reinforced plastic PIN material</p> <p><b>Benefits:</b></p> <ul style="list-style-type: none"> <li>• Suitable for metal detectors • Easy disposal of chains after use.</li> </ul>
<b>HB</b>	<p><b>Special PIN Material</b></p> <p>Vacuum hardened stainless steel with exceptionally high wear resistance characteristics, good corrosion and chemical resistance, for high speed and or abrasive applications.</p> <p><b>Benefits:</b></p> <ul style="list-style-type: none"> <li>• Ultimate abrasion resistance</li> <li>• Outstanding wear life</li> </ul>

## STANDARD PLASTIC CHAIN MATERIAL

<b>D</b>	<p><b>Grey Acetal Resin</b></p> <p>It is an acetal based material which is used as an economical alternative to our LF acetal material. Acetal is an ideal material for conveyor chains as it offers high tensile + fatigue strengths, good co-efficient of friction and excellent wear resistance properties.</p> <p><b>Operating temperatures:</b> <b>Colour:</b> Grey (D) or White (W)</p> <p>dry: - 40°C to + 80°C wet: + 65°C</p> <p>This material is FDA (Food and Drug Administration) approved for direct contact with food.</p>
<b>W</b>	
<b>LF</b>	<p><b>Low Friction Acetal Resin</b></p> <p>This material is commonly used in the market and offers an improved co-efficient of friction. It is also suitable for use in high speed applications.</p> <p><b>Operating temperatures:</b> <b>Color:</b> Light Brown (LF), Dark Grey (LFG) or White (LFW)</p> <p>dry: - 40°C to + 80°C wet: 0°C to 65°C</p> <p>This material is FDA (Food and Drug Administration) approved for direct contact with food.</p>
<b>LFG</b>	
<b>LFW</b>	
<b>XPG</b>	<p><b>Extra Performance</b></p> <p>Extra performance additivated Acetal with a lower co-efficient of friction than LF materials. Suitable for high speed applications and reduced lubrication.</p> <p><b>Operating temperatures:</b> <b>Color:</b> Dark Grey (XPG)</p> <p>dry: - 40°C to + 80°C wet: 0°C to 65°C</p> <p>This material is FDA (Food and Drug Administration) approved for direct contact with food.</p>
<b>NG</b>	<p><b>New Generation</b></p> <p>Extra performance PBT with lowest coefficient of friction in our range, resulting in good strength and optimum wear resistance, reduced plate wear and reduced pitch elongation. Suitable for high speed and dry running applications available exclusively from <b>System Plast</b>.</p> <p><b>Operating temperatures:</b> <b>Color:</b> Green (NG) or Light Grey (NGG)</p> <p>up to 120°C</p>
<b>NGG</b>	

## SPECIAL PLASTIC CHAIN MATERIALS






*On request and for adequate quantities these chains may be produced in other materials such as:*

<b>AS</b>	<p><b>Anti-static acetal resin</b></p> <p>Anti-static material with improved surface conductivity for greater protection against static electrical discharges.</p> <p><b>Operating temperatures:</b> <b>Colour:</b> Black (AS)</p> <p>dry: - 40 °C to + 80 °C wet: + 65 °C</p>
<b>HT</b>	<p><b>High Temperature Resistance</b></p> <p>High temperature material for applications up to 120°C.</p>
<b>CR</b>	<p><b>Chemical resistance</b></p> <p>Polypropylene material for greater acid and chemical resistance. Polypropylene has lower mechanical strength than acetal. For belts (PP) the pins and clips are also made of Polypropylene.</p> <p><b>Operating temperatures:</b> <b>Colour:</b> White (CR, for chains), Light Brown (PP, for belts)</p> <p>from 0 °C to +104 °C</p>
<b>PP</b>	
<b>AR</b>	<p>Special wear resistant resin with improved abrasion resistance characteristics for conveying abrasive products like glass, steel cast iron.</p> <p><b>Operating temperatures:</b> <b>Colour:</b> Black (AR)</p> <p>in air: - 10 °C to +100 °C</p>







# PRODUCTION PROGRAM

## STRAIGHT


### Steel

 <p><b>812 - 815</b> <a href="#">page 16</a></p>	 <p><b>SPEED LINE 812L - 815L</b> <a href="#">page 17</a></p>	 <p><b>800 - 802 805</b> <a href="#">page 18</a></p>
 <p><b>8157</b> <a href="#">page 18</a></p>	 <p><b>515</b> <a href="#">page 19</a></p>	

### Plastic

 <p><b>820 - 820J</b> <a href="#">page 32</a></p>	 <p><b>828</b> <a href="#">page 33</a></p>	 <p><b>831</b> <a href="#">page 33</a></p>
 <p><b>SK 38</b> <a href="#">page 34</a></p>	 <p><b>821</b> <a href="#">page 34</a></p>	 <p><b>8257</b> <a href="#">page 35</a></p>

### Steel rubber Top

 <p><b>815 VG</b> <a href="#">page 26</a></p>	 <p><b>815 VG MINI</b> <a href="#">page 26</a></p>	 <p><b>815 TAB VG</b> <a href="#">page 27</a></p>
 <p><b>805 VG</b> <a href="#">page 27</a></p>	 <p><b>8157 VG</b> <a href="#">page 28</a></p>	 <p><b>8157 TAB VG</b> <a href="#">page 28</a></p>




### LBP

 <p><b>LBP 821</b> <a href="#">page 46</a></p>	 <p><b>LBP 8257</b> <a href="#">page 47</a></p>	 <p><b>LBP 831</b> <a href="#">page 48</a></p>
--	--	---




# PRODUCTION PROGRAM

## STRAIGHT

### Plastic chains friction surface










 <p><b>821 VG</b> <a href="#">page 54</a></p>	 <p><b>831 VG</b> <a href="#">page 54</a></p>	 <p><b>8257 VG</b> <a href="#">page 55</a></p>
--	--	---

### Plate Top

 <p><b>843</b> <a href="#">page 68</a></p>	 <p><b>845</b> <a href="#">page 69</a></p>	 <p><b>863</b> <a href="#">page 70</a></p>
---	---	---

## SIDEFLEXING









### Steel

 <p><b>881</b> <a href="#">page 20</a></p>	 <p><b>8810</b> <a href="#">page 20</a></p>	 <p><b>881 TAB</b> <a href="#">page 21</a></p>
 <p><b>8810 TAB</b> <a href="#">page 21</a></p>	 <p><b>881 M</b> <b>881 MO</b> <a href="#">page 22</a></p>	 <p><b>SPEED LINE</b> <b>L 881 MO</b> <a href="#">page 23</a></p>
 <p><b>8857M</b> <a href="#">page 23</a></p>	 <p><b>8857 TAB</b> <a href="#">page 24</a></p>	 <p><b>1874</b> <a href="#">page 24</a></p>

# PRODUCTION PROGRAM

## SIDEFLEXING

### Plastic

	<b>879 880</b> <a href="#">page 36</a>		<b>879J 880J</b> <a href="#">page 37</a>		<b>879 TAB 880 TAB</b> <a href="#">page 38</a>
	<b>879 M 880 M</b> <a href="#">page 39</a>		<b>878 TAB</b> <a href="#">page 40</a>		<b>882 BEVEL</b> <a href="#">page 41</a>
	<b>882 TAB</b> <a href="#">page 42</a>		<b>882 M</b> <a href="#">page 43</a>		







### Rubber top

	<b>881 VG</b> <a href="#">page 29</a>		<b>881 TAB VG</b> <a href="#">page 29</a>		<b>8857 M VG</b> <a href="#">page 30</a>
--	--	--	--	---	---

### LBP

	<b>LBP 878 TAB</b> <a href="#">page 49</a>		<b>LBP 879 M</b> <a href="#">page 49</a>		<b>LBP 882 TAB</b> <a href="#">page 50 - 51</a>
	<b>LBP 882 M</b> <a href="#">page 52</a>				

### Plastic chains friction surface

	<b>878 TAB VG</b> <a href="#">page 56</a>		<b>879 TAB VG</b> <a href="#">page 56</a>		<b>879 M VG</b> <a href="#">page 57</a>
	<b>882 TAB VG</b> <a href="#">page 57</a>		<b>882 M VG</b> <a href="#">page 58</a>		<b>1873 VG</b> <a href="#">page 59</a>

# PRODUCTION PROGRAM

## SIDEFLEXING






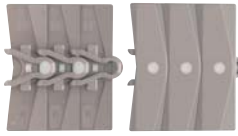




### Gripper

 <p><b>878 TAB GS</b> <a href="#">page 62 → 63</a></p>	 <p><b>1873 GS</b> <a href="#">page 64 → 65</a></p>	 <p><b>1874 GV</b> <a href="#">page 66</a></p>
---	--	---





### Plate Top

 <p><b>1843</b> <a href="#">page 71</a></p>	 <p><b>1863</b> <a href="#">page 71</a></p>	 <p><b>1873</b> <a href="#">page 72</a></p>	 <p><b>1883</b> <a href="#">page 73</a></p>
--	--	--	--

### Multiflex

 <p><b>1700</b> <b>1702</b> <a href="#">page 76</a></p>	 <p><b>HMGK 50 FN</b> <b>HMGK 50</b> <a href="#">page 76</a></p>	 <p><b>HMGK 50 MS</b> <b>HMGK 50 P</b> <a href="#">page 77</a></p>
 <p><b>1701 TAB</b> <b>1701 TAB OP</b> <a href="#">page 77</a></p>	 <p><b>1701 TAB OP M</b> <b>1702 M</b> <a href="#">page 78</a></p>	 <p><b>HMGK 50</b> <b>TAB P</b> <a href="#">page 79</a></p>
 <p><b>HMGK 50 H</b> <b>HMGK 50 TAB H</b> <a href="#">page 80</a></p>	 <p><b>7000</b> <b>7000 TAB</b> <a href="#">page 81</a></p>	 <p><b>7001</b> <b>7001 TAB</b> <a href="#">page 81</a></p>
 <p><b>7005</b> <b>7005 TAB</b> <a href="#">page 82</a></p>		

### Crate Conveyor






 <p><b>CC 600</b> <b>CC 600TAB</b> <a href="#">page 83</a></p>	 <p><b>CC 600 P</b> <b>CC 600 TAB P</b> <a href="#">page 83</a></p>	 <p><b>CC 600 F</b> <b>CC 631 TAB</b> <a href="#">page 84</a></p>
 <p><b>CC1400</b> <b>CC1400 TAB</b> <b>CC1431 TAB</b> <a href="#">page 85</a></p>		

# PRODUCTION PROGRAM


STRAIGHT - 0,5 INCH PITCH

2120




## Flat Top

 <p><b>One track belts</b> <a href="#">page 90 + 92</a></p>	 <p><b>Belts with transfer wing</b> <a href="#">page 93 + 99 → 100</a></p>	 <p><b>Modular belts</b> <a href="#">page 94 → 98</a></p>
 <p><b>Belts with guide bar</b> <a href="#">page 111</a></p>	 <p><b>Imperial widths series 2121</b> <a href="#">page 112 → 113</a></p>	


## Flush Grid

 <p><b>Modular belts</b> <a href="#">page 94 - 98</a></p>		
--	--	--

## Grip Belt

 <p><b>One track belts</b> <a href="#">page 91</a></p>	 <p><b>Modular belts</b> <a href="#">page 102 - 104</a></p>	 <p><b>Modular belts with side indent</b> <a href="#">page 105 - 107</a></p>
---	--	---

## LBP Belt


 <p><b>Modular belts</b> <a href="#">page 108 - 110</a></p>		
--	--	--

# PRODUCTION PROGRAM

## STRAIGHT - 1 INCH PITCH


2250

### Flat Top



**One track belts**

[page 118](#)



**Belts with transfer wing**

[page 119](#)  
[125 - 126](#)



**Modular belts**


[page 120 - 124](#)

### Flush Grid




**One track belts**

[page 127](#)



**Belts with transfer wing**


[page 128](#)  
[134 - 135](#)



**Modular belts**


[page 129 - 133](#)

### Grip Belt



**Modular belts**

[page 136 - 138](#)



**Modular belts with side indent**

[page 139 - 141](#)

## SIDE FLEXING - 1 INCH PITCH

2250

### Flat Top



**2250 M FT**

[page 144](#)



**2260 M FT**


[page 145](#)



**2250 TAB FT**

[page 145](#)

### Flush Grid



**2250 M FG**




[page 144](#)

# PRODUCTION PROGRAM



## STRAIGHT - 1 INCH PITCH HEAVY DUTY

2251


### Flat Top

 <p><b>One track belts</b> <a href="#">page 150</a></p>	 <p><b>Belts with transfer wing</b> <a href="#">page 151</a> <a href="#">157 - 158</a></p>	 <p><b>Modular belts</b> <a href="#">page 152 - 156</a></p>
--	---	--

### Grip Belt

 <p><b>Modular belts</b> <a href="#">page 164 - 166</a></p>	 <p><b>Modular belts with side indent</b> <a href="#">page 167 - 169</a></p>	
--	---	--



### LBP Belt

 <p><b>Modular belts</b> <a href="#">page 170 - 172</a></p>		
--	--	--


## STRAIGHT - 1 INCH PITCH HEAVY DUTY - IMPERIAL

2252

### Flat Top

 <p><b>One track belts</b> <a href="#">page 159</a></p>	 <p><b>Modular belts</b> <a href="#">page 160</a></p>	
--	--	--

### Perforated Top

 <p><b>Modular belts</b> <a href="#">page 161</a></p>		
--	--	--

# PRODUCTION PROGRAM

## SIDE FLEXING - 1 INCH PITCH HEAVY DUTY

**2251**





### Sideflexing Belt

 <p><b>2251 M FT</b> <a href="#">page 174</a></p>	 <p><b>2251 M TAB FT</b> <a href="#">page 174</a></p>	
--	--	--

## SIDE FLEXING - 1,25 INCH PITCH

## MODULAR WIDTHS

### Sideflexing Belt

 <p><b>2351 Standard</b> <a href="#">page 176</a></p>	 <p><b>2451 Heavy Duty</b> <a href="#">page 177</a></p>	 <p><b>2551 Small Radius</b> <a href="#">page 178</a></p>
 <p><b>2651 Heavy Duty Small Radius</b> <a href="#">page 179</a></p>		



# STRAIGHT RUNNING STEEL CHAINS

*Series*

*Pages*

[812/815 - 812L/815L](#)

[800/802/805 - 8157 - 515](#)

16 → 19

# SIDEFLEXING STEEL CHAINS

*Series*

*Pages*

[881 - 881O - 881 TAB - 881O TAB](#)

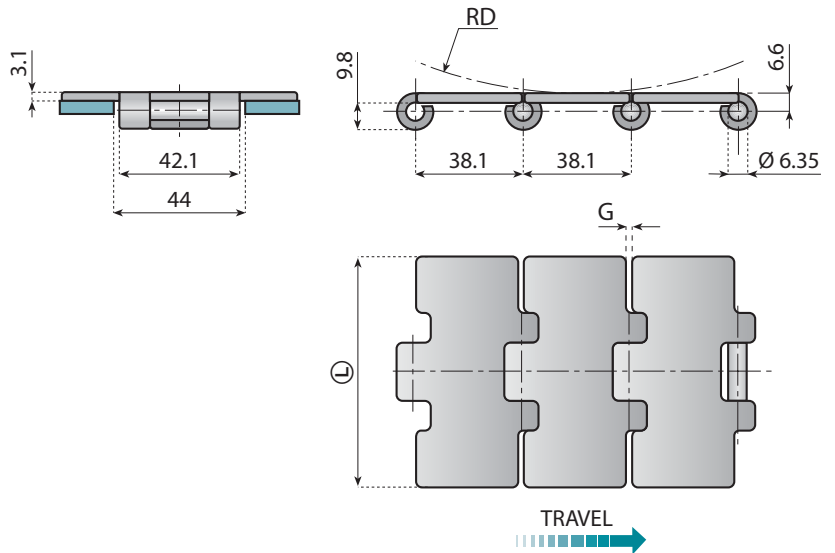
[881M - 881 MO - L881 MO - 8857M](#)

[8857 TAB - 1874](#)

20 → 24

## ALL OUR STEEL CHAINS OFFER:

- *HIGH WORKING LOAD*
- *HIGH WEAR RESISTANCE*
- *EXCELLENT SURFACE FINISH*
- *OPTIMUM PERFORMANCE*
- *CONSISTENT HIGH QUALITY*



**Advantages:**

- Complete program to cover all applications
- All materials
- All sizes



Pages 250 → 254



Pages 311 → 315

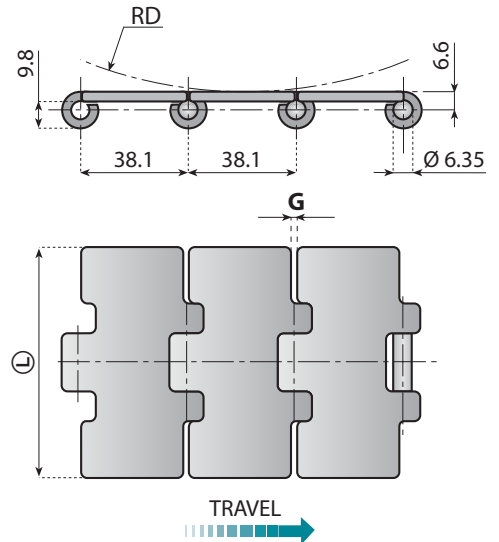
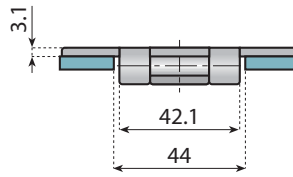



Pages 4 - 5

CHAIN - REF.	CODE	Material	Max. working load	Finish µm	Flatness (max) mm	Polished hinges	Width L		G mm	RD mm	Weight Kg/m
							mm	inch.			
S 815 K300	10301	<b>C 45</b>	12000	-	-	no	76.2	3	1.8	150	2.5
S 815 K325	10302						82.5	3 1/4			2.6
S 815 K350	10303						88.9	3 1/2			2.7
S 815 K400	10304						101.6	4			3.0
S 815 K450	10305						114.3	4 1/2			3.3
S 815 K600	10306						152.4	6			4.2
S 815 K750	10307						190.5	7 1/2			5.1
SS 812 K325	10001	<b>STANDARD</b>	5400	0.6	0.15	no	82.5	3 1/4	1.8	150	2.6
SSR 812 K325	10007						82.5	3 1/4	2.8	75	2.5
SS 812 K330	10034						83.8	3 19/64	2.6		
SS 812 K350	10002				88.9		3 1/2	2.7			
SS 812 K400	10003				101.6		4	3.0			
SS 812 K450	10004				114.3		4 1/2	3.3			
SS 812 K600	10005				152.4		6	4.2			
SS 812 K750	10006	190.5	7 1/2	5.1							
SSE 815 K300	10033	<b>EXTRA PLUS</b>	6000	0.3	0.15	no	76.2	3	1.8	150	2.5
SSE 815 K325	10009						82.5	3 1/4			2.6
SSE 815 K330	10032						83.8	3 19/64			2.6
SSE 815 K350	10010				88.9		3 1/2	2.7			
SSE 815 K400	10011				101.6		4	3.0			
SSE 815 K450	10012				114.3		4 1/2	3.3			
SSE 815 K600	10013				152.4		6	4.2			
SSE 815 K750	10014	190.5	7 1/2	5.1							
SSE 815 K325 HB	10036	<b>EXTRA PLUS HB</b>	6000	0.3	0.15	no	82.5	3 1/4	1.8	150	2.5
SSE 815 K330 HB	10037						83.8	3 19/64			2.6
SSA 815 K325	10016	<b>AUSTIC</b>	5300	0.3	0.15	no	82.5	3 1/4	1.8	150	2.6
SSA 815 K330	10035						83.8	3 19/64			2.6
SSA 815 K350	10017						88.9	3 1/2			2.7
SSA 815 K400	10018				101.6		4	3.0			
SSA 815 K450	10019				114.3		4 1/2	3.3			
SSA 815 K600	10020				152.4		6	4.2			
SSA 815 K750	10021				190.5		7 1/2	5.1			

Standard length: 80 pitches (10 ft. - 3.048 m)

Breaking Load according to Standard ISO 4348 - DIN 8153



**Advantages:**

- The best choice for the most demanding applications, like pressureless combiners and high speed applications
- Improved flatness
- Optimum product stability

**812L - 815L STRAIGHT RUNNING CHAINS SINGLE HINGE**



Pages 250 → 254



Pages 311 → 315



Pages 4 - 5

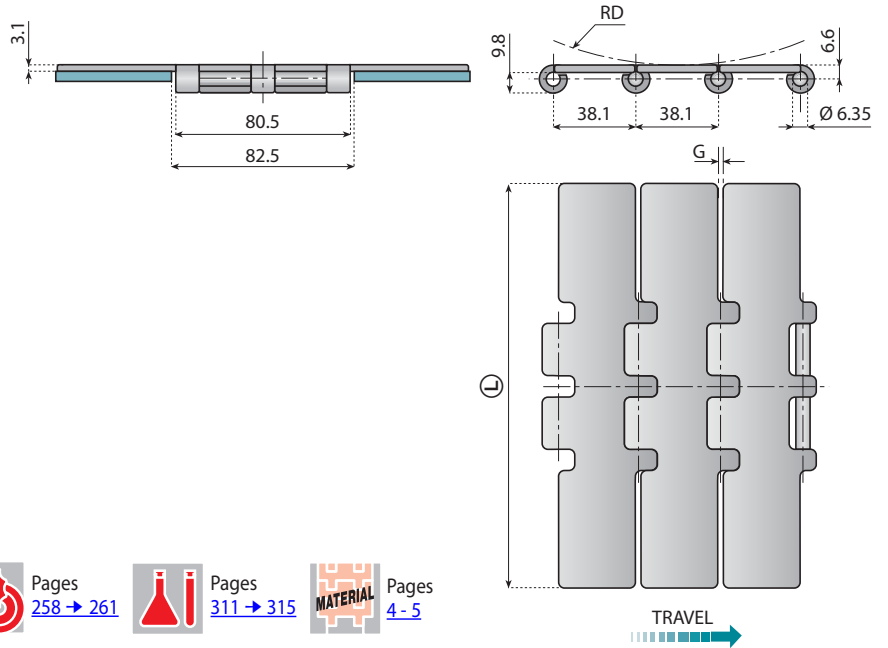
CHAIN - REF.	CODE	Material	Max. working load	Finish $\mu\text{m}$	Flatness (max) mm	Polished hinges	Width L		G mm	RD mm	Weight Kg/m
							mm	inch.			
SSL 812 K325	10001L	<b>STANDARD</b>	5400	0.6	0.1	no	82.5	3 <sup>1</sup> / <sub>4</sub>	1.5	150	2.55
SSEL 815 K325	10009L	<b>EXTRA PLUS</b>	6000	0.3							
SSEL 815 K325 HB	10036L	<b>EXTRA PLUS - HB -</b>									

**815L SPEED - LINE STRAIGHT RUNNING CHAINS SINGLE HINGE**

CHAIN - REF.	CODE	Material	Max. working load	Finish $\mu\text{m}$	Flatness (max) mm	Polished hinges	Width L		G mm	RD mm	Weight Kg/m
							mm	inch.			
SPCL 815 K325	10080L	<b>EXTRA PLUS</b>	6000	0.3	0.1	yes	82.5	3 <sup>1</sup> / <sub>4</sub>	1.5	150	2.55
SPCL 815 K330	10081L			83.8			3 <sup>19</sup> / <sub>64</sub>	2.60			
SPSL 815 K325	10085L			0.2			82.5	3 <sup>1</sup> / <sub>4</sub>			2.55
SPSL 815 K330	10086L			83.8			3 <sup>19</sup> / <sub>64</sub>	2.60			
SPCL 815 K325 HB	10090L	<b>EXTRA PLUS - HB -</b>	6000	0.3	0.1	yes	82.5	3 <sup>1</sup> / <sub>4</sub>	1.5	150	2.55
SPCL 815 K330 HB	10091L			83.8			3 <sup>19</sup> / <sub>64</sub>	2.60			
SPSL 815 K325 HB	10095L			0.2			82.5	3 <sup>1</sup> / <sub>4</sub>			2.55
SPSL 815 K330 HB	10096L			83.8			3 <sup>19</sup> / <sub>64</sub>	2.60			

Standard length: 80 pitches (10 ft. - 3.048 m)

Breaking Load according to Standard ISO 4348 - DIN 8153

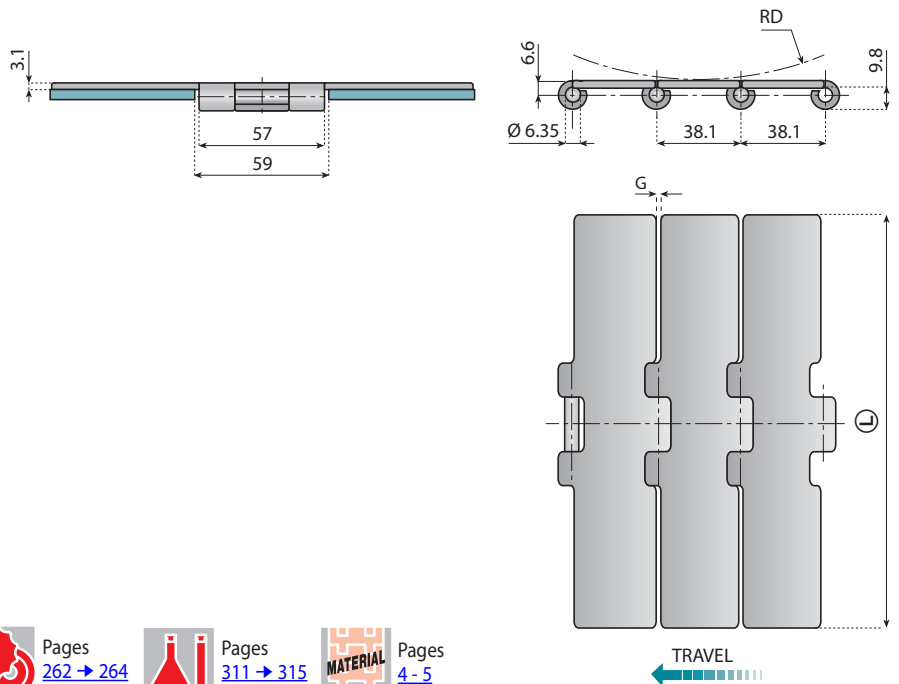



**Advantages:**

- Very high strength.
- For heavy duty applications.

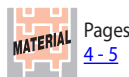


CHAIN - REF.	CODE	Material	Max. working load	Finish $\mu\text{m}$	Width L		G mm	RD mm	Weight Kg/m
					mm	inch.			
S 800 K750	10050	<b>C 45</b>	28000	Not applicable	190.5	7 1/2	1.8	150	5.8
SR 800 K750	10060						2.8	75	5.7
SS 802 K750	10051	<b>STANDARD</b>	10300	0.6			1.8	150	5.8
SSR 802 K750	10061						2.8	75	5.7
SSE 805 K750	10052	<b>EXTRA PLUS</b>	15000	0.3			1.8	150	5.8
SSE 805 K750 HB	10055						2.8	75	5.7
SSER 805 K750	10062	<b>HB</b>	15000	0.3			1.8	150	5.8
SSE 805 K750 HB	10055						1.8	150	5.8
SSA 805 K750	10053	<b>AUSTIC</b>	9600	0.3			1.8	150	5.8



**Advantages:**

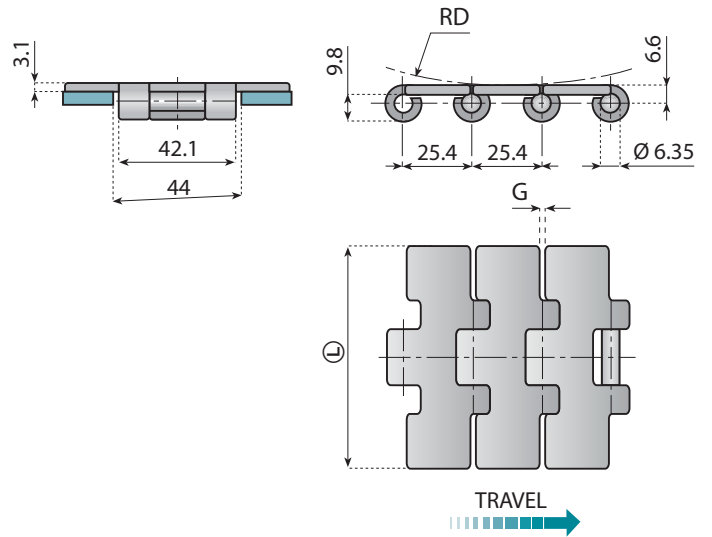
- High strength
- Helps standardising your conveyor constructions
- Same hinge width available in many chain types, both steel and plastic, also LBP chains and rubber top chains



CHAIN - REF.	CODE	Material	Max. working load	Finish $\mu\text{m}$	Width L		G mm	RD mm	Weight Kg/m
					mm	inch.			
SSE 8157 K750	10054	<b>EXTRA PLUS</b>	10400	0.3	190.5	7 1/2	1.8	150	5.60
SSE 8157 K750 HB	10059	<b>HB</b>							

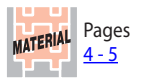
Standard length: 80 pitches (10 ft. - 3.048 m)

Breaking Load according to Standard ISO 4348 - DIN 8153



**Advantages:**

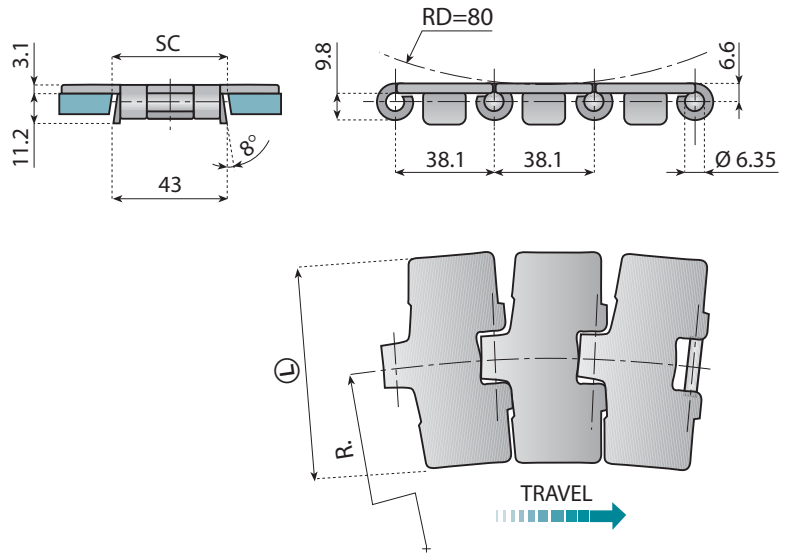
- Small pitch offering small product transfers



CHAIN - REF.	CODE	Material	Max. working load	Finish $\mu\text{m}$	Width L		G mm	RD mm	Weight Kg/m
					mm	inch.			
SSE 515 K217	<b>10040</b>	<b>EXTRA</b>	5200	0.3	55.0	2 <sup>11</sup> / <sub>64</sub>	1.6	100	2.3
SSE 515 K236	<b>10041</b>				60.0	2 <sup>27</sup> / <sub>64</sub>			2.4
SSE 515 K250	<b>10042</b>				63.5	2 <sup>1</sup> / <sub>2</sub>			2.5
SSE 515 K283	<b>10043</b>				72.0	2 <sup>27</sup> / <sub>32</sub>			2.7
SSE 515 K325	<b>10044</b>				82.5	3 <sup>1</sup> / <sub>4</sub>			2.9
SSE 515 K350	<b>10045</b>				88.9	3 <sup>1</sup> / <sub>2</sub>			3.0
SSE 515 K400	<b>10046</b>				101.6	4			3.3

**Standard length:** 120 pitches (10 ft. - 3.048 m)

Breaking Load according to Standard ISO 4348 - DIN 8153



**MATERIAL** Pages 4 - 5

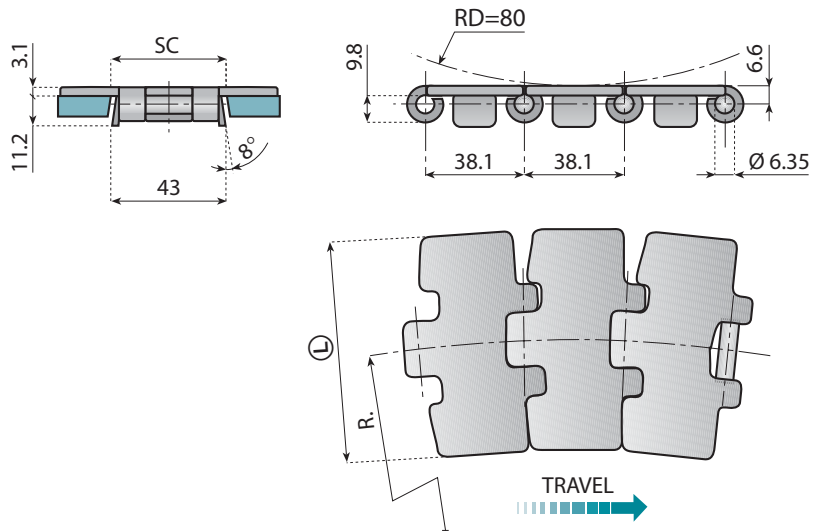

Pages 266 → 269

Pages 233 + 237

Pages 241 + 244

Pages 311 → 315

CHAIN - REF.	CODE	Material	Max. working load	Finish $\mu\text{m}$	Width L		R min.	SC		Weight Kg/m	
					mm	inch.		Straight	Curving		
SSE 881 K325	10101	<b>EXTRA</b>	4850	0.3	82.5	3 1/4	500	44.5	41.5	3.00	
SSE 881 K450	10102				114.3	4 1/2					3.70
SSE 881 K750	10103				190.5	7 1/2					5.50
SSA 881 K325	10107	<b>AUSTIC</b>	4500	0.3	82.5	3 1/4	500	44.5	41.5	3.00	
SSA 881 K450	10108				114.3	4 1/2					3.70
SSA 881 K750	10109				190.5	7 1/2					5.50



The enlarged surface of our 8810 series offers improved product support compared to the 881 series.

**MATERIAL** Pages 4 - 5

Pages 266 → 269

Pages 233 + 237

Pages 241 + 244

Pages 311 → 315

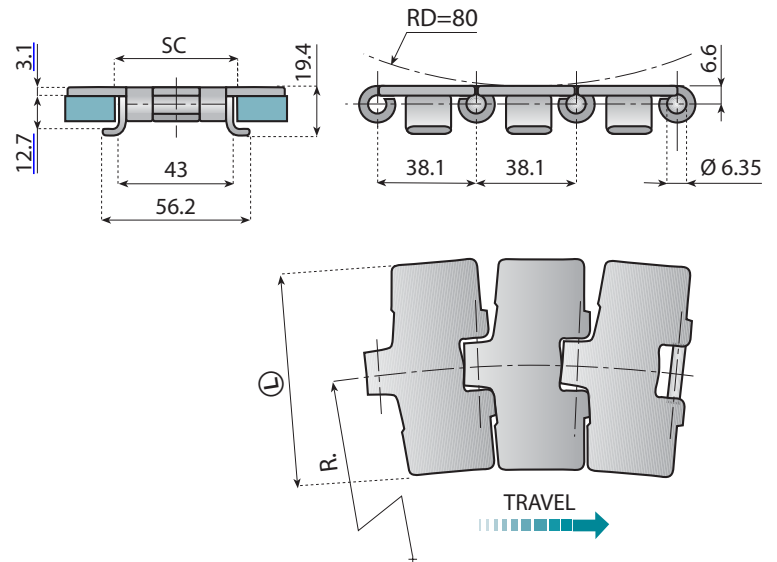
CHAIN - REF.	CODE	Material	Max. working load	Finish $\mu\text{m}$	Width L		R min.	SC		Weight Kg/m	
					mm	inch.		Straight	Curving		
SSE 8810 K325	10400	<b>EXTRA PLUS</b>	6000	0.3	82.5	3 1/4	500	44.5	41.5	3.00	
SSE 8810 K350	10406				88.9	3 1/2					3.20
SSE 8810 K450	10401				114.3	4 1/2					3.70
SSE 8810 K750	10402				190.5	7 1/2					5.50
SSS 8810 K325	10407			0.2 / SUPER FINISH	82.5	3 1/4	500	44.5	41.5	3.00	
SSS 8810 K350	10408				88.9	3 1/2					3.20

Standard length: 80 pitches (10 ft. - 3.048 m)

Breaking Load according to Standard ISO 4348 - DIN 8153

# SIDEFLEXING CHAINS - TAB SYSTEM

# 881 TAB



**MATERIAL** Pages 4-5

**Pages** 266 → 269

**Pages** 232 + 237

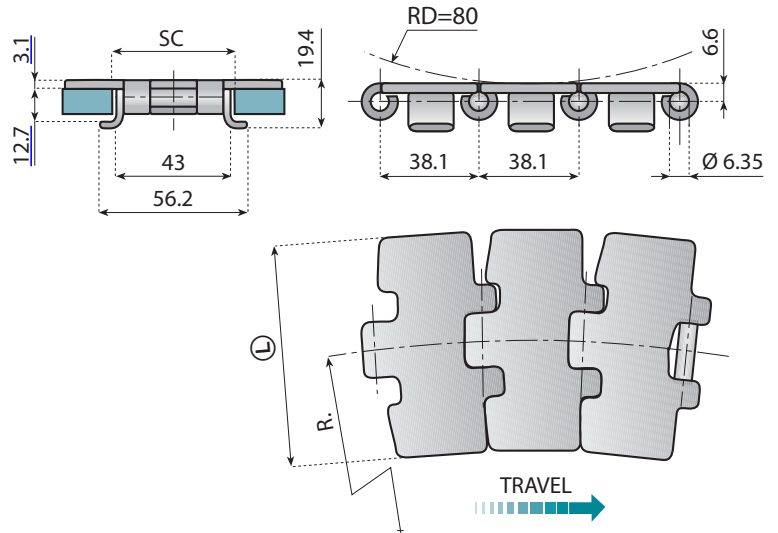
**Pages** 241 + 243

**Pages** 311 → 315

CHAIN - REF.	CODE	Material	Max. working load	Finish $\mu\text{m}$	Width L		R min.	SC	Weight Kg/m
					mm	inch.			
SSE 881 TAB K325	10104	<b>EXTRA</b>	4850	0.3	82.5	3 <sup>1</sup> / <sub>4</sub>	500	45	3.00
SSE 881 TAB K450	10105				114.3	4 <sup>1</sup> / <sub>2</sub>			3.70
SSE 881 TAB K750	10106				190.5	7 <sup>1</sup> / <sub>2</sub>			5.50
SSA 881 TAB K325	10110	<b>AUSTIC</b>	4500	0.3	82.5	3 <sup>1</sup> / <sub>4</sub>	500	45	3.00
SSA 881 TAB K450	10111				114.3	4 <sup>1</sup> / <sub>2</sub>			3.70
SSA 881 TAB K750	10112				190.5	7 <sup>1</sup> / <sub>2</sub>			5.50

# SIDEFLEXING CHAINS - TAB SYSTEM

# 8810 TAB



The enlarged surface of our 8810 TAB series offers improved product support compared to the 881 TAB series.

**MATERIAL** Pages 4-5

**Pages** 266 → 269

**Pages** 232 + 237

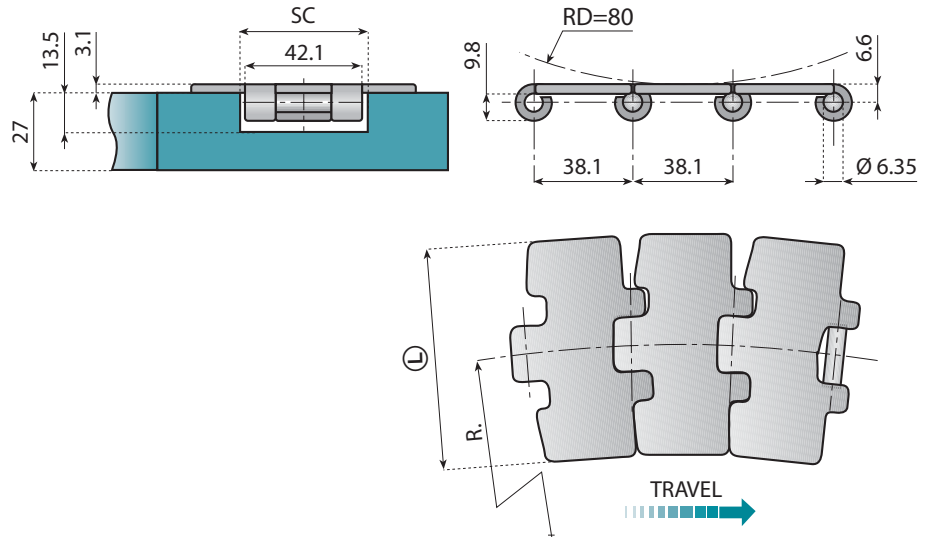
**Pages** 241 + 243

**Pages** 311 → 315

CHAIN - REF.	CODE	Material	Max. working load	Finish $\mu\text{m}$	Width L		R min.	SC	Weight Kg/m
					mm	inch.			
SSE 8810 TAB K325	10403	<b>EXTRA PLUS</b>	6000	0.3	82.5	3 <sup>1</sup> / <sub>4</sub>	500	45	3.00
SSE 8810 TAB K350	10420				88.9	3 <sup>1</sup> / <sub>2</sub>			3.20
SSE 8810 TAB K450	10404				114.3	4 <sup>1</sup> / <sub>2</sub>			3.70
SSE 8810 TAB K750	10405				190.5	7 <sup>1</sup> / <sub>2</sub>			5.50

Standard length: 80 pitches (10 ft. - 3.048 m)

Breaking Load according to Standard ISO 4348 - DIN 8153



**Characteristics:**

- The chains series 881 M and 8857 M are securely retained in the curve by magnets located under the hinge of the chain in the upper part of curve. As there are no tab or bevel shoes on these chains they can be easily removed from the curve for maintenance or for cleaning, without dismantling the chain.
- The enlarged surface of our 881 MO series offers improved product support compared to the 881 M series.

**Advantages:**

- Optimum flatness of chains in curves
- Less power consumption
- For high speed lines
- Best product transfer along as well as across the running direction



Pages 4-5



Pages 250 → 254



Pages 186 - 187



Pages 244



Pages 311 → 315

*On request and for adequate quantities these chains can be produced in:*

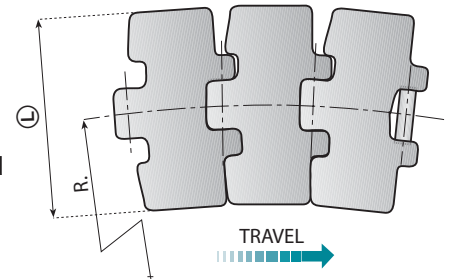
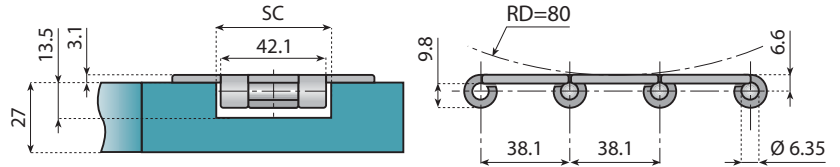
<b>C 45</b>
Through Hardened Carbon Steel

**Note:**  
Pin in Ferritic Stainless Steel.

CHAIN - REF.	CODE	Material	Flatness (max) mm	Polished hinges	Max. working load	Finish µm	Width L		R min.	SC	Weight Kg/m
							mm	inch.			
SS 881 MO K325	<b>10208</b>	<b>STANDARD</b>	0.15	yes	5400	0.6	82.5	3 1/4	500	45	2.60
SS 881 MO K330	<b>10209</b>						83.8	3 19/64			2.65
SS 881 M K450	<b>10211</b>						114.3	4 1/2			3.10
SS 881 M K750	<b>10212</b>						190.5	7 1/2			4.90
SSE 881 MO K325	<b>10206</b>	<b>EXTRA PLUS</b>	0.15	yes	6000	0.3	82.5	3 1/4	500	45	2.60
SSE 881 MO K330	<b>10207</b>						83.8	3 19/64			2.65
SSE 881 M K450	<b>10201</b>						114.3	4 1/2			3.10
SSE 881 M K750	<b>10203</b>						190.5	7 1/2			4.90
SSE 881 MO K325 HB	<b>10213</b>	<b>EXTRA PLUS HB</b>	0.15	yes	6000	0.3	82.5	3 1/4	500	45	2.60
SSE 881 MO K330 HB	<b>10214</b>						83.8	3 19/64			2.65

Standard length: 80 pitches (10 ft. - 3.048 m)

Breaking Load according to Standard ISO 4348 - DIN 8153



**Advantages:**

- All advantages of the magnetic system
- The best choice for the most demanding applications, like pressureless combiners and high speed applications
- Improved flatness
- Optimum product stability



Pages 4 - 5



Pages 250 → 254



Pages 186 - 187



Pages 244



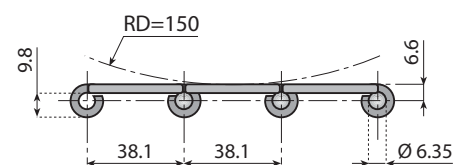
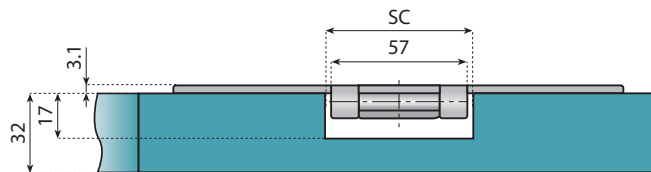
Pages 311 → 315

**L881 MO SIDEFLEXING CHAINS FOR MAGNETIC SYSTEM**

CHAIN - REF.	CODE	Material	Max. working load	Finish $\mu\text{m}$	Flatness (max) mm	Polished hinges	Width L		R min.	SC	Weight Kg/m
							mm	inch.			
SSL 881 MO K325	10208L	<b>STANDARD</b>	5400	0.6	0.1	yes	82.5	3 <sup>1</sup> / <sub>4</sub>	500	45	2.50
SSEL 881 MO K325	10206L	<b>EXTRA PLUS</b>	6000	0.3							
SSEL 881 MO K325 HB	10213L	<b>EXTRA PLUS - HB -</b>									

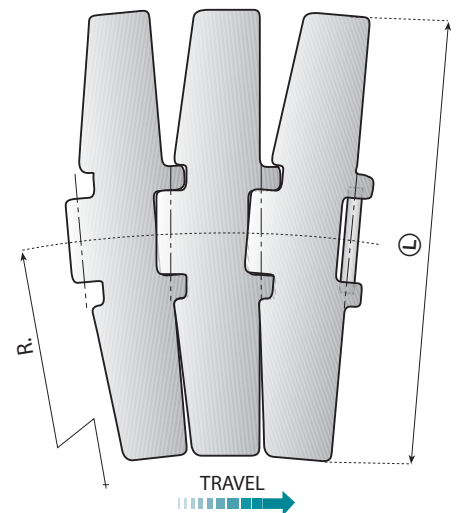
**L881 MO SPEED - LINE SIDEFLEXING CHAIN FOR MAGNETIC SYSTEM**

CHAIN - REF.	CODE	Material	Max. working load	Finish $\mu\text{m}$	Flatness (max) mm	Polished hinges	Width L		R min.	SC	Weight Kg/m
							mm	inch.			
SPCL 881 MO K325	10250L	<b>EXTRA PLUS</b>	6000	0.3	0.1	yes	82.5	3 <sup>1</sup> / <sub>4</sub>	500	45	2.50
SPCL 881 MO K330	10251L			83.8			3 <sup>19</sup> / <sub>64</sub>	2.55			
SPSL 881 MO K325	10255L			0.2 / SUPER FINISH			82.5	3 <sup>1</sup> / <sub>4</sub>			2.50
SPSL 881 MO K330	10256L			83.8			3 <sup>19</sup> / <sub>64</sub>	2.55			
SPCL 881 MO K325 HB	10260L	<b>EXTRA PLUS - HB -</b>	6000	0.3	0.1	yes	82.5	3 <sup>1</sup> / <sub>4</sub>	500	45	2.50
SPCL 881 MO K330 HB	10261L			83.8			3 <sup>19</sup> / <sub>64</sub>	2.55			
SPSL 881 MO K325 HB	10265L			0.2 / SUPER FINISH			82.5	3 <sup>1</sup> / <sub>4</sub>			2.50
SPSL 881 MO K330 HB	10266L			83.8			3 <sup>19</sup> / <sub>64</sub>	2.55			



**Advantages:**

- All advantages of the magnetic system
- High strength
- Helps standardising your conveyor constructions
- Same hinge width available in many chain types, both steel and plastic, also LBP chains and rubber top chains.



Pages 4 - 5



Pages 262 → 264



Pages 186 - 187



Pages 245



Pages 311 → 315

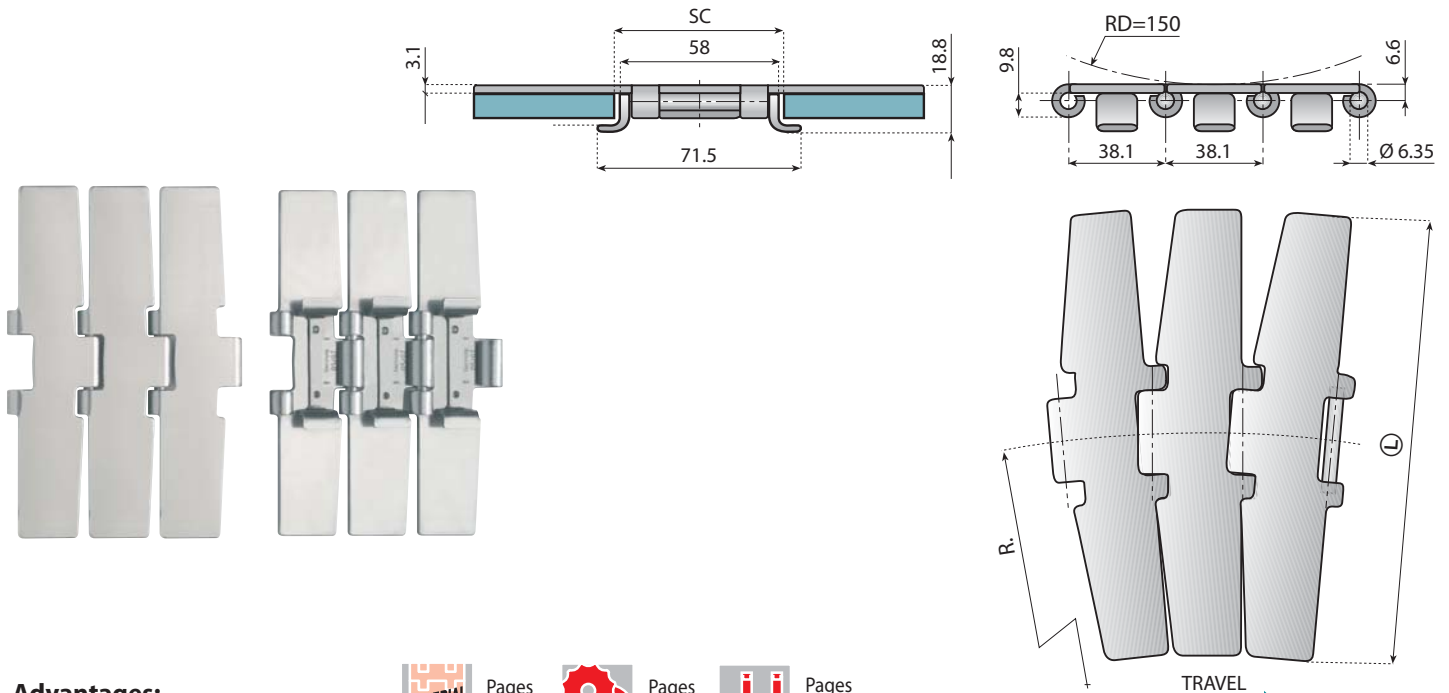
CHAIN - REF.	CODE	Material	Max. working load	Finish $\mu\text{m}$	Width L		R min.	SC	Weight Kg/m
					mm	inch.			
SSE 8857 M K750	10204	<b>EXTRA PLUS</b>	10400	0.3	190.5	7 <sup>1</sup> / <sub>2</sub>	750	60	5.30
SSE 8857 M K750 HB	10218	<b>HB</b>							

Standard length: 80 pitches (10 ft. - 3.048 m)

Breaking Load according to Standard ISO 4348 - DIN 8153

# 8857 TAB

# SIDEFLEXING CHAINS - HEAVY DUTY



**Advantages:**  
• High strength



Pages 4-5



Pages 250



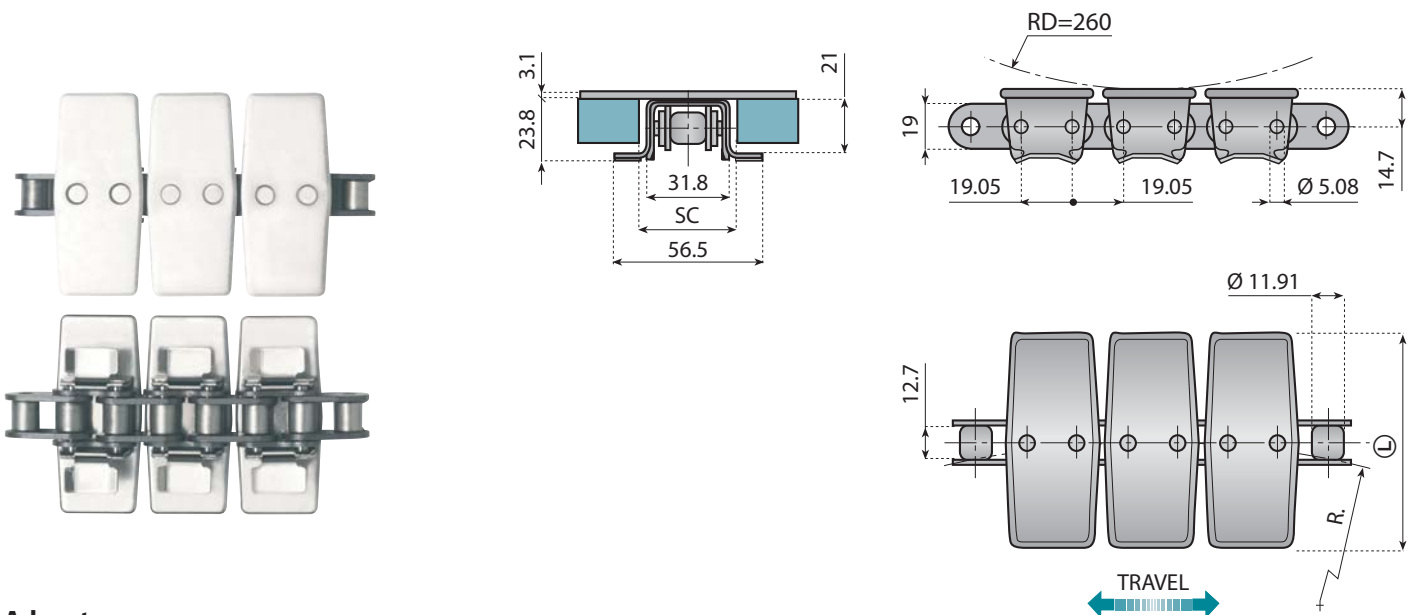
Pages 311-315

CHAIN - REF.	CODE	Material	Max. working load	Finish $\mu\text{m}$	Width L		R min.	SC	Weight Kg/m
					mm	inch.			
SSE 8857 TAB K750	10219	<b>EXTRA PLUS</b>	10400	0.3	190.5	7 1/2	750	61	6.10
SSE 8857 TAB K750 HB	10220	<b>HB</b>							

Standard length: 80 pitches (10 ft. - 3.048 m)

# 1874

# SIDEFLEXING PLATE TOP CHAINS WITH BASE ROLLER CHAINS 19.05 mm (3/4") PITCH



**Advantages:**

- High speed
- Very high loads
- Longer conveyors
- Flights removable
- Lower noise
- No chain elongation



Pages 4-5



Pages 284



Pages 236



Pages 243



Pages 311-315

CHAIN - REF.	CODE	Material		Max. working load	Finish $\mu\text{m}$	Width L		R min.	SC	Weight Kg/m
		Plate	Roller chain			mm	inch.			
1874 K325	11830	<b>C45</b>	<b>C45</b>	27000	0.6	82.5	3/4	380	35	4.2
1874 SS K325	11831	<b>EXTRA</b>	<b>AUSTIC</b>	21000						
1874A K325	11832		<b>C45</b>	27000						

Standard length: 160 pitches (10 ft. - 3.048 m)

Breaking Load according to Standard ISO 4348 - DIN 8153

# STRAIGHT RUNNING STEEL CHAINS with high friction surface

Series

[815 VG - 815 TAB VG - 805 VG](#)

[8157 VG - 8157 TAB VG](#)

Pages

26 → 28

# SIDEFLEXING STEEL CHAINS with high friction surface

Series

[881 VG - 881 TAB VG - 8857 M VG](#)

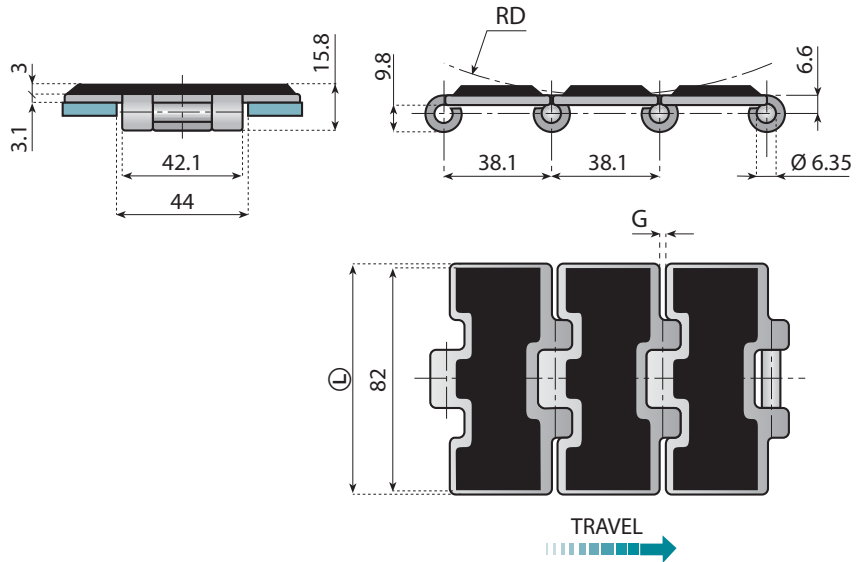
Pages

29 → 30

## ALL OUR STEEL CHAINS OFFER:

- **HIGH RESISTANCE TO WEAR AND TEAR**
- **WORKING TEMPERATURE FROM -30°C TO +120°C**
- **HIGH RESISTANCE TO OIL, GREASE AND ACIDS**
- **INCLINES UP TO MAX 20°**

## 815 VG STRAIGHT RUNNING CHAINS SINGLE HINGE WITH RUBBER PADS



### Characteristics:

Flat top chains with vulcanized NBR rubber.



Pages 4-5



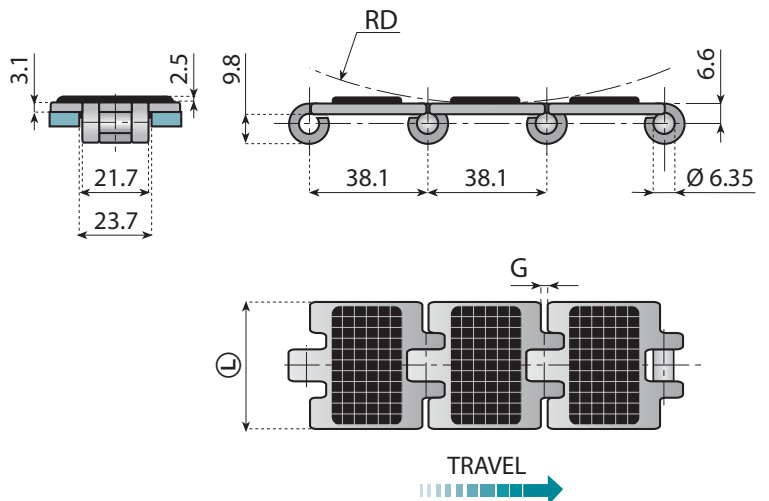

Pages 250 → 254



Pages 311 → 315

CHAIN - REF.	CODE	Material		Max. working load	Width L		G mm	RD mm	Weight Kg/m
		Chain	Rubber		mm	inch.			
SSER 815 K325 VG	10500	<b>EXTRA PLUS</b>	<b>NBR</b>	6000	82.5	3 1/4	2.8	75	2.8

## 815 VG MINI STRAIGHT RUNNING CHAINS MINI HINGE WITH RUBBER PADS



### Characteristics:

Flat top chains with vulcanized NBR rubber.



Pages 4-5



Pages 255 - 256



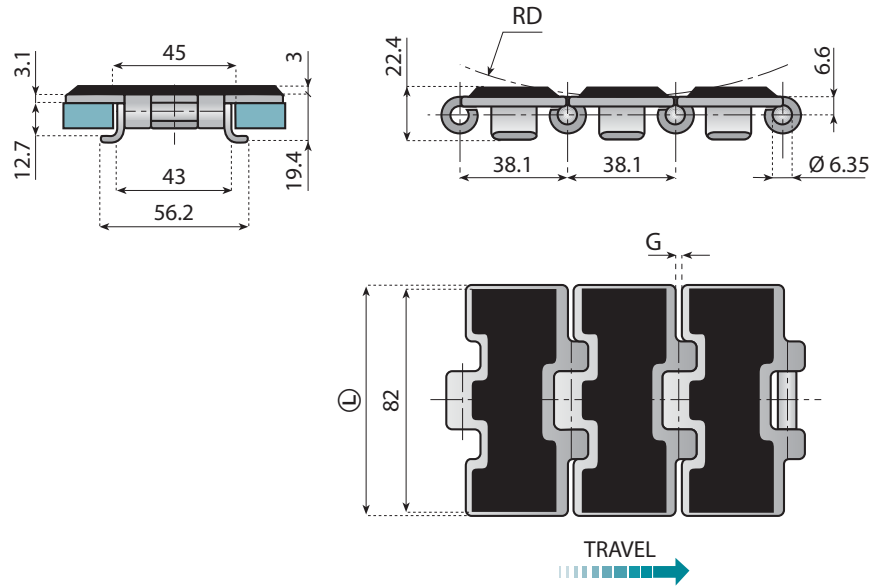

Pages 311 → 315

CHAIN - REF.	CODE	Material		Max. working load	Width L		G mm	RD mm	Weight Kg/m
		Chain	Rubber		mm	inch.			
SSER 815 K125 VG	10072	<b>EXTRA PLUS</b>	<b>NBR</b>	4000	31.8	1 1/4	2.8	75	1.20

Standard length: 80 pitches (10 ft. - 3.048 m)

Breaking Load according to Standard ISO 4348 - DIN 8153

## STRAIGHT RUNNING CHAINS SINGLE HINGE WITH TABS AND RUBBER PADS 815 TAB VG



### Characteristics:

Flat top chains with vulcanized NBR rubber. Tabs reduce friction on the return section of the conveyor.



Pages 4-5



Pages 266 → 269



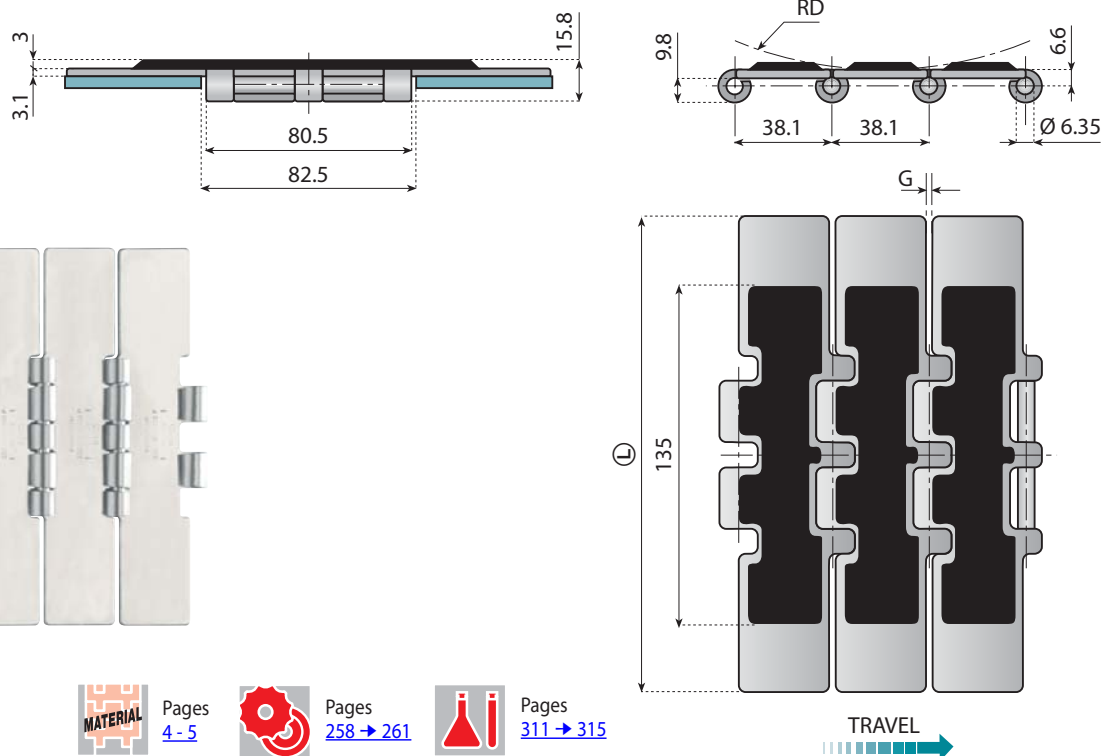

Pages 241 + 243



Pages 311 → 315

CHAIN - REF.	CODE	Material		Max. working load	Width L		G mm	RD mm	Weight Kg/m
		Chain	Rubber		mm	inch.			
SSER 815 TAB K325 VG	10510	<b>EXTRA PLUS</b>	<b>NBR</b>	6000	82.5	3 1/4	2.8	75	3.4

## STRAIGHT RUNNING CHAINS DOUBLE HINGE WITH RUBBER PADS 805 VG



### Characteristics:

Flat top chains with vulcanized NBR rubber.



Pages 4-5



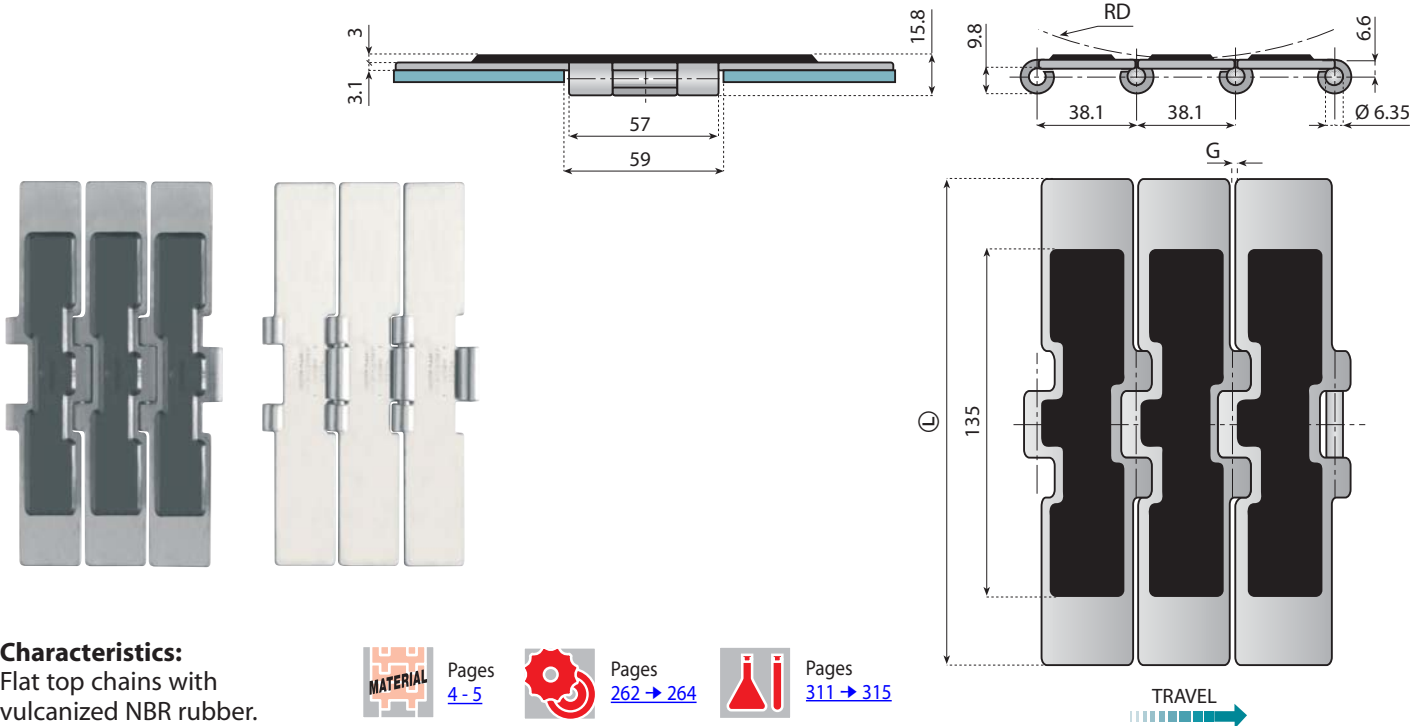
Pages 258 → 261



Pages 311 → 315

CHAIN - REF.	CODE	Material		Max. working load	Width L		G mm	RD mm	Weight Kg/m
		Chain	Rubber		mm	inch.			
SSE 805 K750 VG	10502	<b>EXTRA PLUS</b>	<b>NBR</b>	15000	190.5	7 1/2	1.8	150	6.2

## 8157 VG STRAIGHT RUNNING CHAINS - HEAVY DUTY SINGLE HINGE WITH RUBBER PADS



**Characteristics:**  
Flat top chains with vulcanized NBR rubber.

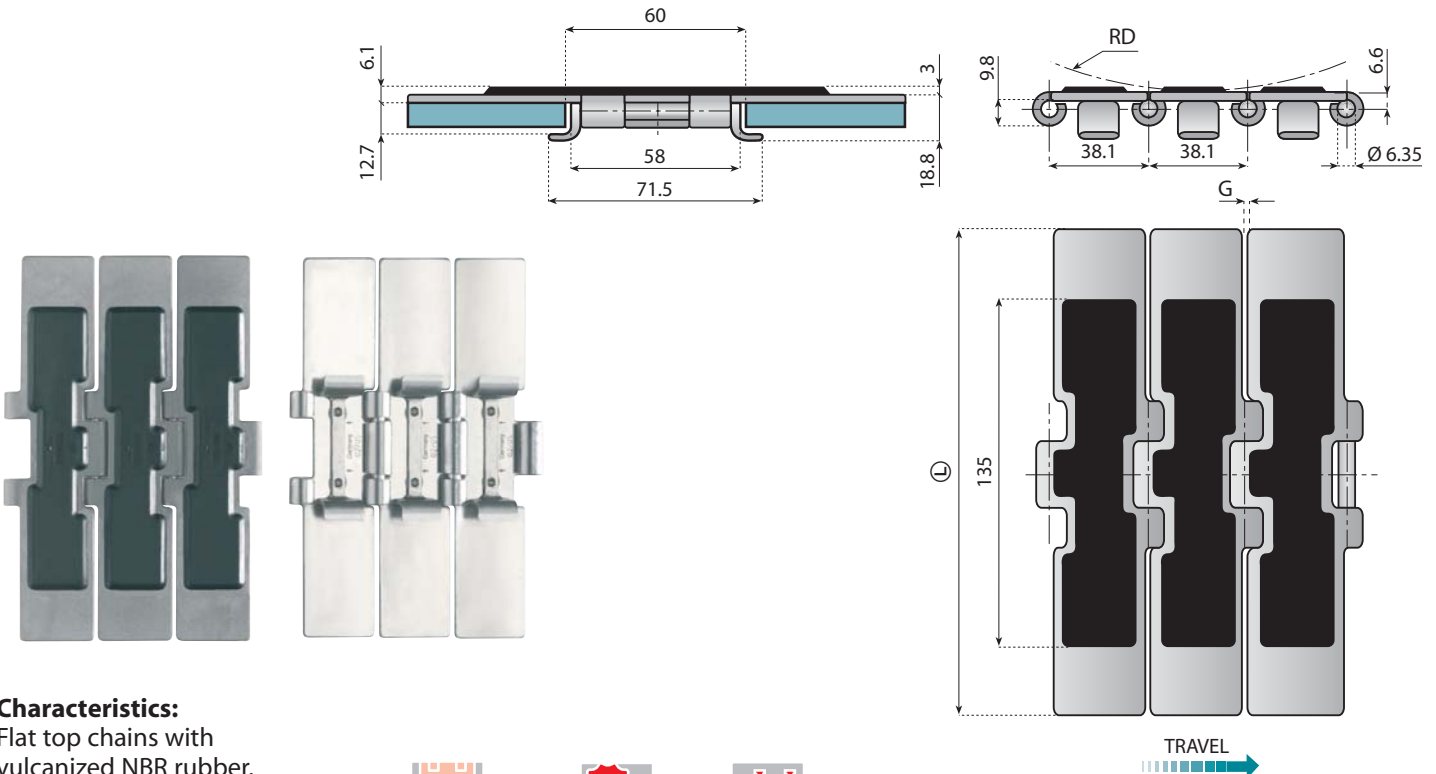
 **MATERIAL** Pages [4-5](#)

 Pages [262 → 264](#)

 Pages [311 → 315](#)

CHAIN - REF.	CODE	Material		Max. working load	Width L		G mm	RD mm	Weight Kg/m
		Chain	Rubber		mm	inch.			
SSE 8157 K750 VG	10512	<b>EXTRA PLUS</b>	<b>NBR</b>	10400	190.5	7 1/2	1.8	150	6.0
SSE 8157 K750 HB - VG	10515	<b>HB</b>							

## 8157 TAB VG STRAIGHT RUNNING CHAINS - HEAVY DUTY SINGLE HINGE WITH RUBBER PADS



**Characteristics:**  
Flat top chains with vulcanized NBR rubber. Tabs reduce friction on the return section of the conveyor.

 **MATERIAL** Pages [4-5](#)

 Pages [250](#)

 Pages [311 → 315](#)

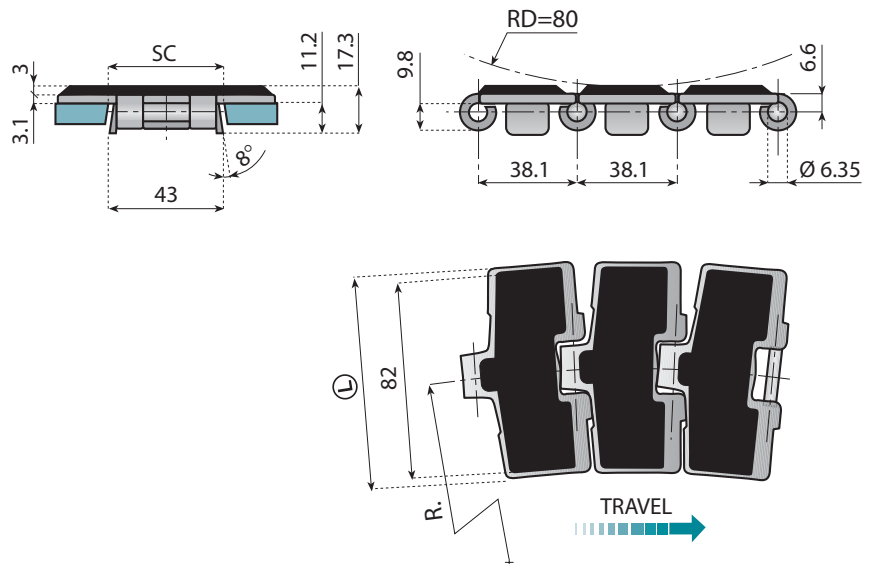
CHAIN - REF.	CODE	Material		Max. working load	Width L		G mm	RD mm	Weight Kg/m
		Chain	Rubber		mm	inch.			
SSE 8157 TAB K750 VG	10514	<b>EXTRA PLUS</b>	<b>NBR</b>	10400	190.5	7 1/2	1.8	150	7.5
SSE 8157 TAB K750 HB - VG	10513	<b>HB</b>							

Standard length: 80 pitches (10 ft. - 3.048 m)

Breaking Load according to Standard ISO 4348 - DIN 8153

# SIDEFLEXING CHAINS WITH RUBBER PADS

881 VG



### Characteristics:

Sideflexing chains with vulcanized N.B.R. rubber.



Pages 4-5



Pages 266 → 269



Pages 233 + 237



Pages 241 + 244

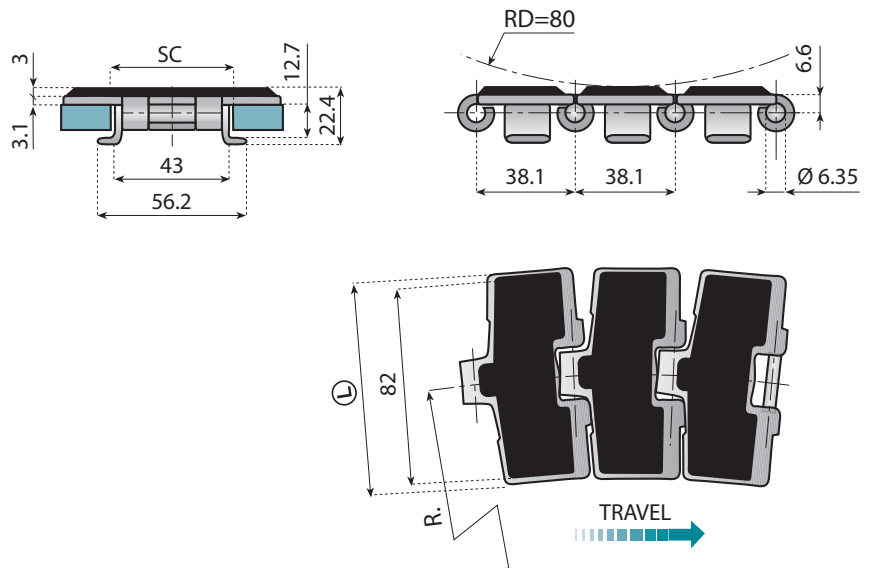


Pages 311 → 315

CHAIN - REF.	CODE	Material		Max. working load	Width L		R min.	SC		Weight Kg/m
		Chain	Rubber		mm	inch.		Straight	Curving	
SSE 881 K325 VG	10504	<b>EXTRA</b>	<b>NBR</b>	4850	82.5	3 1/2	500	44.5	41.5	3.1

# SIDEFLEXING CHAINS WITH RUBBER PADS

881 TAB VG



### Characteristics:

Sideflexing chains with vulcanized N.B.R. rubber. Tabs reduce friction on the return section of the conveyor.



Pages 4-5



Pages 266 → 269



Pages 232 + 237



Pages 241 + 243

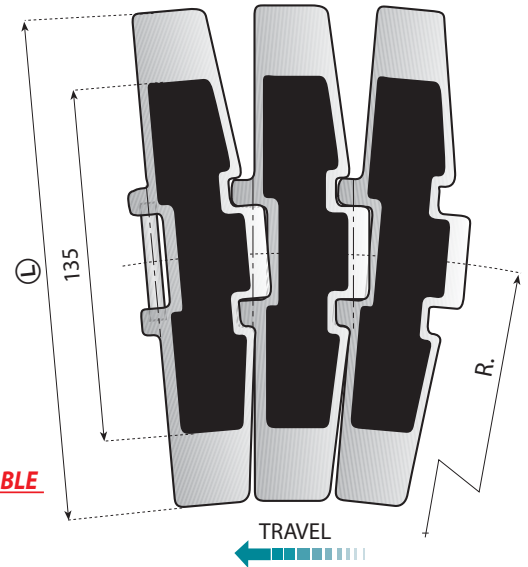
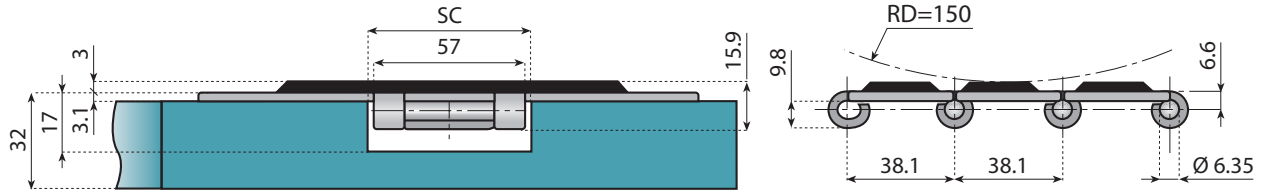


Pages 311 → 315

CHAIN - REF.	CODE	Material		Max. working load	Width L		R min.	SC	Weight Kg/m
		Chain	Rubber		mm	inch.			
SSE 881 TAB K325 VG	10503	<b>EXTRA</b>	<b>NBR</b>	4850	82.5	3 1/4	500	45	3.1

Standard length: 80 pitches (10 ft. - 3.048 m)

Breaking Load according to Standard ISO 4348 - DIN 8153



**ON REQUEST,  
THIS CHAIN TYPE IS ALSO AVAILABLE  
WITH TABS.**

**Characteristics:**

Sideflexing chains with vulcanized N.B.R. rubber

**Advantages:**

- All advantages of the magnetic system
- High strength
- Helps standardising your conveyor constructions
- Same hinge width available in many chain types, both steel and plastic, also LBP chains and flat top chains.



Pages 4-5



Pages 262-264



Pages 186-187



Pages 311-315

CHAIN - REF.	CODE	Material		Max. working load	Width L		R min.	SC	Weight Kg/m
		Chain	Rubber		mm	inch.			
SSE 8857 M K750 VG	10511	<b>EXTRA PLUS</b>	<b>NBR</b>	10400	190.5	7 1/2	750	60	5.7
SSE 8857 M K750 HB VG	10516	<b>HB</b>							

Standard length: 80 pitches (10 ft. - 3.048 m)

Breaking Load according to Standard ISO 4348 - DIN 8135

# STRAIGHT RUNNING PLASTIC CHAINS

Series

[820](#) - [828](#) - [831](#) - [SK 38](#) - [821](#) - [8257](#)

Pages

32 → 35

# SIDEFLEXING PLASTIC CHAINS

Series

[879](#) - [879 TAB](#) - [880](#) - [880 TAB](#)  
[878 TAB](#) - [879 M](#) - [880 M](#) - [882](#)  
[882 BEVEL](#) - [882 TAB](#) - [879J-880J](#)  
[882 M](#)

Pages

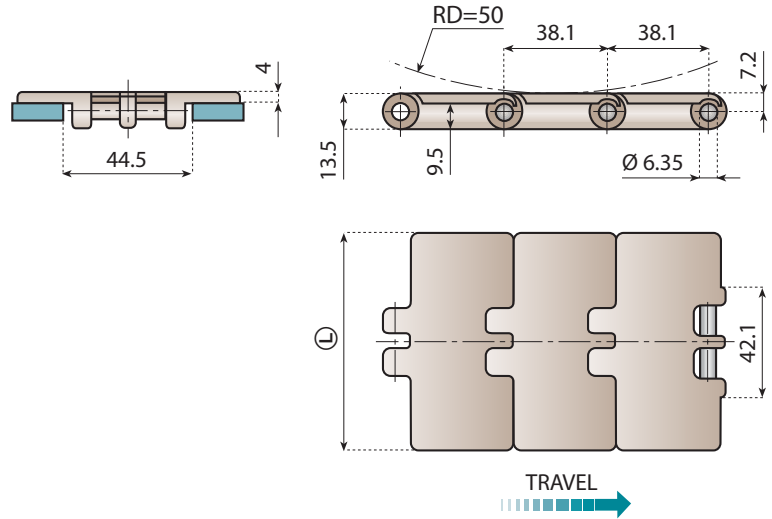

36 → 43

## ALL OUR PLASTIC CHAINS OFFER:

- *LOW FRICTION COEFFICIENT*
- *LOW NOISE LEVEL*
- *LOW HORSEPOWER REQUIREMENTS*
- *HIGH WORKING LOAD*
- *EXCELLENT FLAT SURFACE*
- *DRY RUNNING POSSIBILITY*

## APPLICATIONS:

- *FOOD AND BEVERAGE INDUSTRY: CONVEYING LINES FOR PET BOTTLES, ALUMINIUM CANS, STEEL CANS. PACKAGING LINES (PET BOTTLE PACKS IN HEAT SHRINK FILM, PAPER BOARD BOXES, CANS IN HEAT SHRINK FILM).*
- *PHARMACEUTICAL INDUSTRY.*
- *GENERAL PURPOSE CONVEYING APPLICATIONS.*



Pages 4-5



Pages 270 → 273



Pages 311 → 315

On request and for adequate quantities these chains can be produced in:

AR	D	AS	CR	HT
Abrasion Resistance	Grey Acetal Resin	Anti-static Acetal Resin	Chemical Resistance	High Temperature Resistance


**Pin material:**

Austenitic steel (SPM) or plastic pin (PPM).

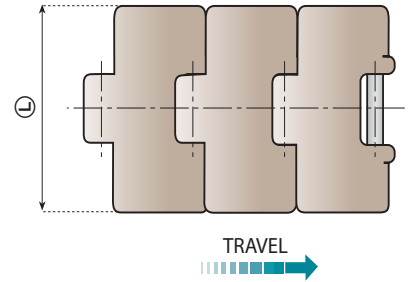
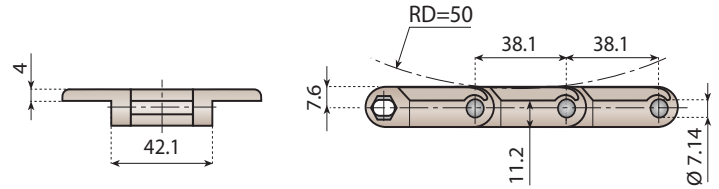
CHAIN - REF.	CODE	Material plate	Pin material	Breaking load N	Width L		Weight Kg/m	
					mm	inch.		
LF 820 K250	<b>11602</b>	<b>LF</b> Brown	<b>SPM</b>	5000	63.5	2 1/2	0.79	
LF 820 K325	<b>11362</b>				82.5	3 1/4	0.85	
LF 820 K330	<b>11359</b>				83.8	3 19/64	0.87	
LF 820 K350	<b>11603</b>				88.9	3 1/2	0.89	
LF 820 K400	<b>11365</b>				101.6	4	0.95	
LF 820 K450	<b>11368</b>				114.3	4 1/2	1.03	
LF 820 K600	<b>11371</b>				152.4	6	1.25	
LF 820 K750	<b>11374</b>			190.5	7 1/2	1.47		
XPG 820 K250	<b>11120G</b>	<b>XPG</b> Dark Grey		<b>SPM</b>	4800	63.5	2 1/2	0.79
XPG 820 K325	<b>11100G</b>					82.5	3 1/4	0.85
XPG 820 K330	<b>11122G</b>					83.8	3 19/64	0.87
XPG 820 K350	<b>11121G</b>					88.9	3 1/2	0.89
XPG 820 K400	<b>11101G</b>					101.6	4	0.95
XPG 820 K450	<b>11102G</b>					114.3	4 1/2	1.03
XPG 820 K600	<b>11103G</b>		152.4			6	1.25	
XPG 820 K750	<b>11104G</b>		190.5		7 1/2	1.47		
NG 820 K250	<b>11150</b>	<b>NG</b> Green	<b>SPM</b>		4000	63.5	2 1/2	0.79
NG 820 K325	<b>11151</b>					82.5	3 1/4	0.85
NG 820 K330	<b>11157</b>					83.8	3 19/64	0.87
NG 820 K350	<b>11152</b>					88.9	3 1/2	0.89
NG 820 K400	<b>11153</b>					101.6	4	0.95
NG 820 K450	<b>11154</b>					114.3	4 1/2	1.03
NG 820 K600	<b>11155</b>			152.4		6	1.25	
NG 820 K750	<b>11156</b>			190.5	7 1/2	1.47		
LF 820 J K325	<b>11362UL</b>	<b>LF</b> Brown		<b>PPM</b>	2200	82.5	3 1/4	0.81
LF 820 J K450	<b>11368UL</b>					114.3	4 1/2	0.99
LF 820 J K750	<b>11374UL</b>					190.5	7 1/2	1.43
XPG 820 J K325	<b>11100GUL</b>	<b>XPG</b> Dark Grey			2000	82.5	3 1/4	0.81
XPG 820 J K450	<b>11102GUL</b>					114.3	4 1/2	0.99
XPG 820 J K750	<b>11104GUL</b>					190.5	7 1/2	1.43
NG 820 J K325	<b>11151UL</b>	<b>NG</b> Green	1700		82.5	3 1/4	0.81	
NG 820 J K450	<b>11154UL</b>				114.3	4 1/2	0.99	
NG 820 J K750	<b>11156UL</b>				190.5	7 1/2	1.43	

Standard length: 80 pitches (10 ft. - 3.048 m)

Breaking Load according to Standard ISO 4348 - DIN 8153



**- HIGH LOAD CAPACITY**  
**- ZERO GAP**



**Features:**

**Standardization**

- Identical sprockets as sideflexing chains

- Standard conveyor construction

**High load capacity**

- Particularly suitable for accumulation tables as well as for pressure-less combiners

**Improved product stability**

- Reduced gap between adjacent tracks

- Better topplate flatness in the hinge area

**Pin material:** Austenitic Steel

**MATERIAL** Pages 4-5


**Pages** 276 → 277

**Pages** 311 → 315

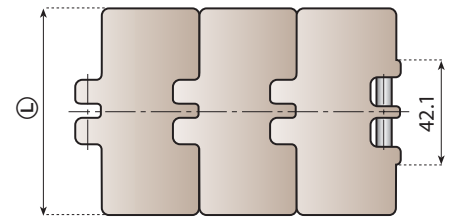
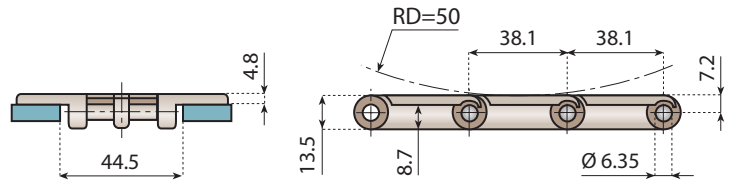
*On request and for adequate quantities these chains can be produced in:*

AR	D	AS	CR	HT
Abrasion Resistance	Grey Acetal Resin	Anti-static Acetal Resin	Chemical Resistance	High Temperature Resistance

CHAIN - REF.	CODE	Material plate	Breaking load N	Width L		Weight Kg/m
				mm	inch.	
LF 828 K325	11130	<b>LF</b> Brown	6000	82.5	3 1/4	1.10
LF 828 K330	11131			83.8	3 19/64	1.15
XPG 828 K325	11132G	<b>XPG</b> Dark Grey	5600	82.5	3 1/4	1.10
XPG 828 K330	11133G			83.8	3 19/64	1.15
NG 828 K325	11134	<b>NG</b> Green	5000	82.5	3 1/4	1.10
NG 828 K330	11135			83.8	3 19/64	1.15



**TOP PLATE THICKNESS 4.8 mm**



**MATERIAL** Pages 4-5

**Pages** 270 → 273

**Pages** 311 → 315

*On request and for adequate quantities these chains can be produced in:*

AR	D	AS	CR	HT
Abrasion Resistance	Grey Acetal Resin	Anti-static Acetal Resin	Chemical Resistance	High Temperature Resistance

**Note:**

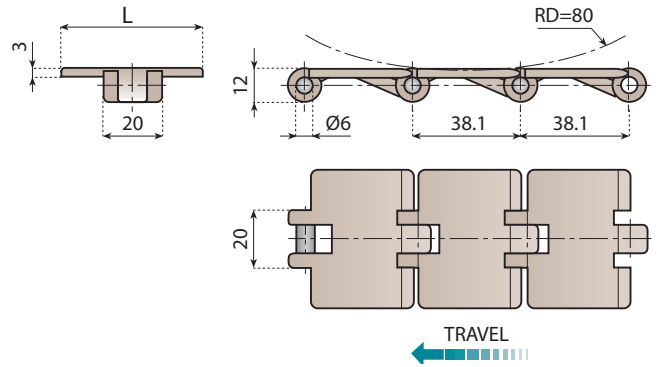

The 831 series has a thicker top plate (4.8 mm) giving much more wear life.

It also simplifies conveyor design when matching chains from the series 821 - 879 - 882 - 8257 - 882 M

CHAIN - REF.	CODE	Material plate	Breaking load N	Width L		Weight Kg/m
				mm	inch.	
LF 831 K325	11607	<b>LF</b> Brown	5000	82.5	3 1/4	1.04
LF 831 K450	11608			114.3	4 1/2	1.29
LF 831 K750	11609			190.5	7 1/2	1.82
XPG 831 K325	11105G	<b>XPG</b> Dark Grey	4800	82.5	3 1/4	1.04
XPG 831 K450	11106G			114.3	4 1/2	1.29
XPG 831 K750	11107G			190.5	7 1/2	1.82
NG 831 K325	11160	<b>NG</b> Green	4000	82.5	3 1/4	1.04
NG 831 K450	11161			114.3	4 1/2	1.29
NG 831 K750	11162			190.5	7 1/2	1.82

**Standard length:** 80 pitches (10 ft. - 3.048 m)

Breaking Load according to Standard ISO 4348 - DIN 8153



**Applications:**

- Exclusive mini hinge plastic chain for use in applications where space is restricted
- Ideal for conveying containers in the cosmetic or pharmaceutical industries

**Pin material:** Austenitic Steel

*On request and for adequate quantities these chains can be produced in:*

D
Grey Acetal Resin



Pages 4-5

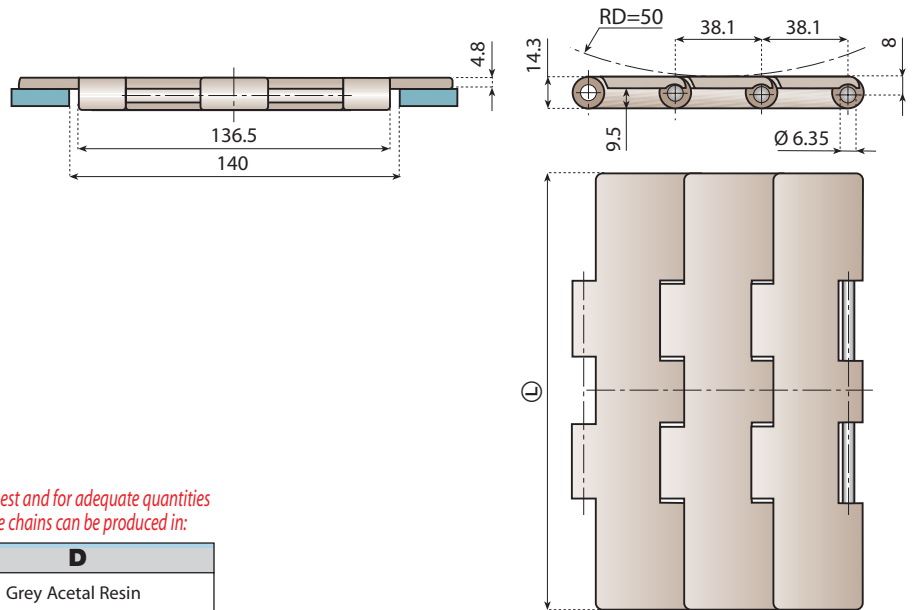



Pages 255 → 257



Pages 311 → 315

CHAIN - REF.	CODE	Material plate	Breaking load N	Width L		Weight Kg/m
				mm	inch.	
SK 38 K32 LF	11410	<b>LF</b> Brown	2000	32.0	1 1/4	0.25
SK 38 K50 LF	11411			50.8	2	0.35
SK 38 K32 XPG	11412G	<b>XPG</b> Dark Grey	1900	32.0	1 1/4	0.25
SK 38 K50 XPG	11413G			50.8	2	0.35
SK 38 K32 NG	11414	<b>NG</b> Green	1700	32.0	1 1/4	0.25
SK 38 K50 NG	11415			50.8	2	0.35



*On request and for adequate quantities these chains can be produced in:*

D
Grey Acetal Resin



Pages 4-5



Pages 274-275



Pages 311 → 315

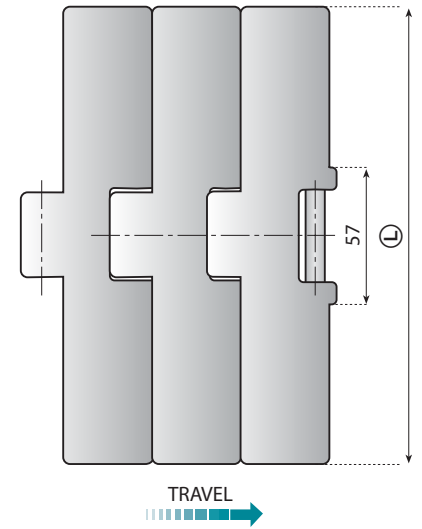

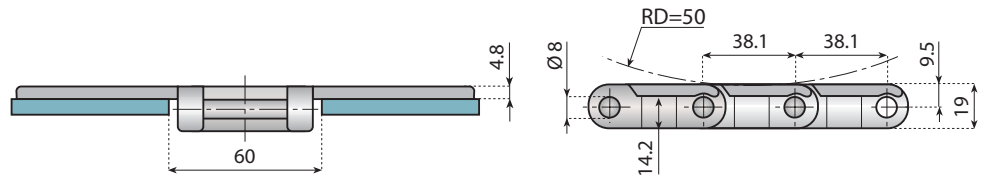
These chains have a double hinge and double reinforcing bars, for a high strength.

**Pin material:** Austenitic Steel

CHAIN - REF.	CODE	Material plate	Breaking load N	Width L		Weight Kg/m
				mm	inch.	
LF 821 K750	11002	<b>LF</b> Brown	8300	190.5	7 1/2	2.59
LF 821 K1000	11004			254.0	10	3.08
LF 821 K1200	11006			304.8	12	3.35
XPG 821 K750	11510G	<b>XPG</b> Dark Grey	8100	190.5	7 1/2	2.59
XPG 821 K1000	11511G			254.0	10	3.08
XPG 821 K1200	11512G			304.8	12	3.35
NG 821 K750	11170	<b>NG</b> Green	7800	190.5	7 1/2	2.59
NG 821 K1000	11171			254.0	10	3.08
NG 821 K1200	11172			304.8	12	3.35

**Standard length:** 80 pitches (10 ft. - 3.048 m)

Breaking Load according to Standard ISO 4348 - DIN 8153



### Advantages:

- High strength
- Helps standardising your conveyor constructions
- Same hinge width available in many chain types, both steel and plastic, also LBP chains and rubber top chains

**Pin material:** Austenitic Steel



Pages 4-5



Pages 279-281

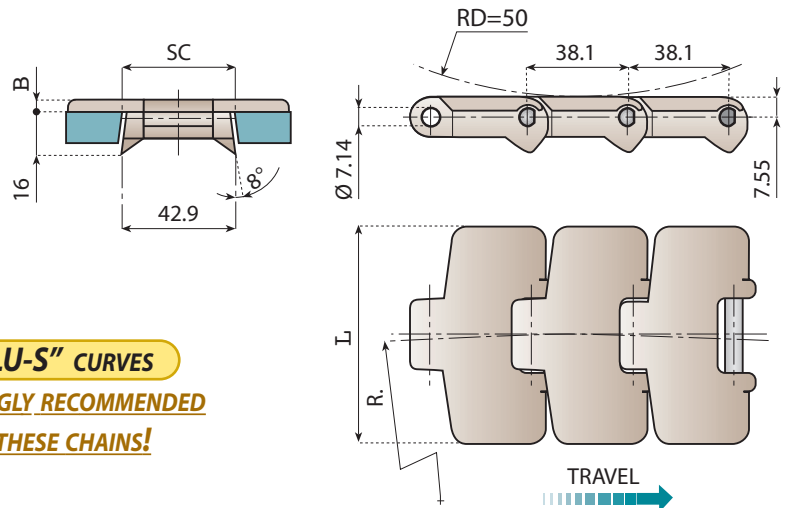


Pages 311-315

CHAIN - REF.	CODE	Material plate	Breaking load N	Width L		Weight Kg/m
				mm	inch.	
LF 8257 K750	<b>11167</b>	<b>LF</b> Brown	10000	190.5	7½	2.20
LF 8257 K1000	<b>11168</b>			254.0	10	2.55
LF 8257 K1200	<b>11169</b>			304.8	12	2.90
LFG 8257 K750	<b>11175</b>	<b>LFG</b> Dark Grey	10000	190.5	7½	2.20
LFG 8257 K1000	<b>11176</b>			254.0	10	2.55
LFG 8257 K1200	<b>11177</b>			304.8	12	2.90
XPG 8257 K750	<b>11450G</b>	<b>XPG</b> Dark Grey	9500	190.5	7½	2.20
XPG 8257 K1000	<b>11451G</b>			254.0	10	2.55
XPG 8257 K1200	<b>11452G</b>			304.8	12	2.90
NG 8257 K750	<b>11180</b>	<b>NG</b> Green	9000	190.5	7½	2.20
NG 8257 K1000	<b>11181</b>			254.0	10	2.55
NG 8257 K1200	<b>11182</b>			304.8	12	2.90

**Standard length:** 80 pitches (10 ft. - 3.048 m)

Breaking Load according to Standard ISO 4348 - DIN 8153



**"NOLU-S" CURVES**  
**ARE STRONGLY RECOMMENDED**  
**WITH THESE CHAINS!**

**Note:**  
 The 879 series has a thicker top plate (4.8 mm) giving much more wear life. It also simplifies conveyor design when matching chains from the series 821, 831, 879 and 882.

*On request and for adequate quantities these chains can be produced in:*

AR	D	AS	CR	HT
Abrasion Resistance	Grey Acetal Resin	Anti-static Acetal Resin	Chemical Resistance	High Temperature Resistance

**Pin material:** Austenitic steel



Pages 4 - 5



Pages 276 - 277



Pages 233 + 237



Pages 241 + 244



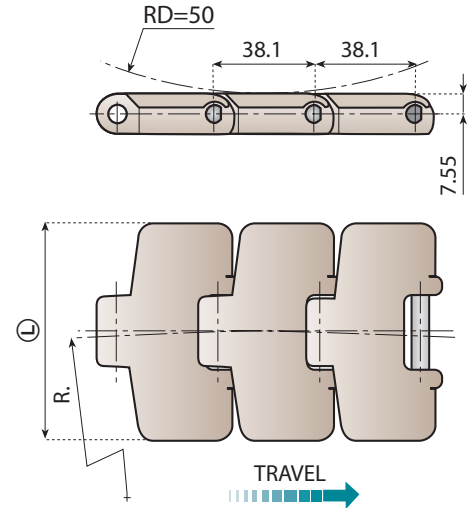
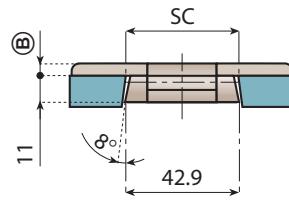
Pages 311 → 315

CHAIN - REF.	CODE	Material Plate	Breaking Load N	Width L		B Thickness mm	R min.	SC		Weight Kg/m											
				mm	inch.			Straight	Curving												
LF 880 K325	<b>11383</b>	<b>LF</b> Brown	6000	82.5	3 1/4	4	500	44.5	41.3	0.89											
LF 880 K350	<b>11189</b>			88.9	3 1/2						0.92										
LF 880 K450	<b>11386</b>			114.3	4 1/2						1.04										
XPG 880 K325	<b>11502G</b>	<b>XPG</b> Dark Brown	5700	82.5	3 1/4						4	500	44.5	41.3	0.89						
XPG 880 K350	<b>11188G</b>			88.9	3 1/2											0.92					
XPG 880 K450	<b>11503G</b>			114.3	4 1/2											1.04					
NG 880 K325	<b>11187</b>	<b>NG</b> Green	5000	82.5	3 1/4											4	500	44.5	41.3	0.89	
NG 880 K350	<b>11186</b>			88.9	3 1/2																0.92
NG 880 K450	<b>11185</b>			114.3	4 1/2																1.04

LF 879 K325	<b>11506</b>	<b>LF</b> Brown	6000	82.5	3 1/4	4.8	500	44.5	41.3	0.93										
LF 879 K450	<b>11507</b>			114.3	4 1/2						1.10									
XPG 879 K325	<b>11508G</b>	<b>XPG</b> Dark Brown	5700	82.5	3 1/4						4.8	500	44.5	41.3	0.93					
XPG 879 K450	<b>11509G</b>			114.3	4 1/2											1.10				
NG 879 K325	<b>11193</b>	<b>NG</b> Green	5000	82.5	3 1/4											4.8	500	44.5	41.3	0.93
NG 879 K450	<b>11194</b>			114.3	4 1/2															

**Standard length:** 80 pitches (10 ft. - 3.048 m)

Breaking Load according to Standard ISO 4348 - DIN 8153



**"NOLU-S" CURVES**  
**ARE STRONGLY RECOMMENDED**  
**WITH THESE CHAINS!**

**Note:**  
 The 879 TAB series has a thicker top plate (4.8 mm) giving much more wear life. It also simplifies conveyor design when matching chains from the series 821, 831, 879 and 882.

*On request and for adequate quantities these chains can be produced in:*

AR	D	AS	CR	HT
Abrasion Resistance	Grey Acetal Resin	Anti-static Acetal Resin	Chemical Resistance	High Temperature Resistance

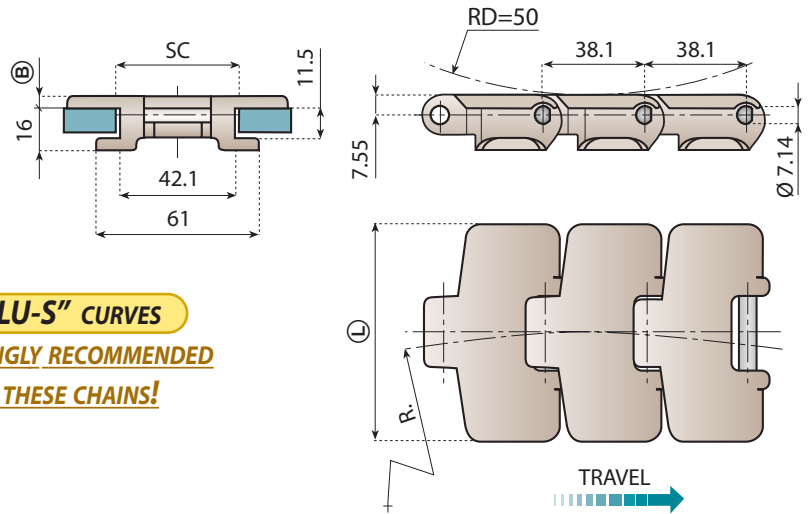
**Pin material:**  
 Austenitic steel (SPM) or plastic pin (PPM).



CHAIN - REF.	CODE	Material Plate	Pin Material	Breaking Load N	Width L		B Thickness mm	R min.	SC		Weight Kg/m					
					mm	inch.			Straight	Curving						
LF 880 J K325	<b>11383UL</b>	<b>LF</b> Brown	<b>PPM</b>	2800	82.5	3 1/4	4	457	44.5	41.3	0.67					
LF 880 J K450	<b>11386UL</b>				114.3	4 1/2						0.78				
XPG 880 J K325	<b>11502GUL</b>	<b>XPG</b> Dark Grey		2500	82.5	3 1/4					0.67					
XPG 880 J K450	<b>11503GUL</b>				114.3	4 1/2						0.78				
NG 880 J K325	<b>11187UL</b>	<b>NG</b> Green		2200	82.5	3 1/4					0.67					
NG 880 J K450	<b>11185UL</b>				114.3	4 1/2						0.78				
LF 880 J K325 S	<b>11383ULS</b>	<b>LF</b> Brown		<b>SPM</b>	6000	82.5					3 1/4		4.8	457	44.5	41.3
LF 880 J K450 S	<b>11386ULS</b>					114.3					4 1/2	0.83				
XPG 880 J K325 S	<b>11502GULS</b>	<b>XPG</b> Dark Grey	5700		82.5	3 1/4	0.70									
XPG 880 J K450 S	<b>11503GULS</b>				114.3	4 1/2		0.83								
NG 880 J K325 S	<b>11187ULS</b>	<b>NG</b> Green	5000		82.5	3 1/4	0.70									
NG 880 J K450 S	<b>11185ULS</b>				114.3	4 1/2		0.83								
LF 879 J K325	<b>11506UL</b>	<b>LF</b> Brown	<b>PPM</b>		2800	82.5	3 1/4		4.8	457	44.5	41.3				
LF 879 J K450	<b>11507UL</b>					114.3	4 1/2	0.78								
XPG 879 J K325	<b>11508GUL</b>	<b>XPG</b> Dark Grey		2500	82.5	3 1/4	0.67									
XPG 879 J K450	<b>11509GUL</b>				114.3	4 1/2		0.78								
NG 879 J K325	<b>11193UL</b>	<b>NG</b> Green		2200	82.5	3 1/4	0.67									
NG 879 J K450	<b>11194UL</b>				114.3	4 1/2		0.78								
LF 879 J K325 S	<b>11506ULS</b>	<b>LF</b> Brown	<b>SPM</b>	6000	82.5	3 1/4	4.8		457	44.5	41.3	0.70				
LF 879 J K450 S	<b>11507ULS</b>				114.3	4 1/2		0.83								
XPG 879 J K325 S	<b>11508GULS</b>	<b>XPG</b> Dark Grey		5700	82.5	3 1/4						0.70				
XPG 879 J K450 S	<b>11509GULS</b>				114.3	4 1/2		0.83								
NG 879 J K325 S	<b>11193ULS</b>	<b>NG</b> Green		5000	82.5	3 1/4						0.70				
NG 879 J K450 S	<b>11194ULS</b>				114.3	4 1/2		0.83								

Standard length: 80 pitches (10 ft. - 3.048 m)

Breaking Load according to Standard ISO 4348 - DIN 8153




**"NOLU-S" CURVES  
ARE STRONGLY RECOMMENDED  
WITH THESE CHAINS!**

**Note:**  
The 879 TAB series has a thicker top plate (4.8 mm) giving much more wear life. It also simplifies conveyor design when matching chains from the series 821, 831, 879 and 882.

On request and for adequate quantities these chains can be produced in:

AR	D	AS	CR	HT
Abrasion Resistance	Grey Acetal Resin	Anti-static Acetal Resin	Chemical Resistance	High Temperature Resistance

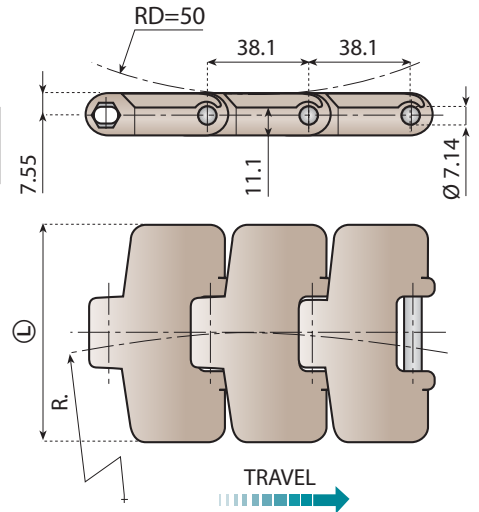
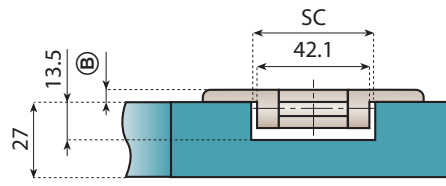
**Pin material:** Austenitic Steel



CHAIN - REF.	CODE	Material Plate	Breaking Load N	Width L		B Thickness mm	R min.	SC	Weight Kg/m									
				mm	inch.													
LF 880 TAB K325	11377	LF Brown	6000	82.5	3 1/4	4	500	45	0.94									
LF 880 TAB K330	11259			83.8	3 19/64				0.96									
LF 880 TAB K350	11190			88.9	3 1/2				1.01									
LF 880 TAB K450	11380			114.3	4 1/2				1.08									
XPG 880 TAB K325	11500G	XPG Dark Grey	5700	82.5	3 1/4				4.8	500	45	0.94						
XPG 880 TAB K330	11260G			83.8	3 19/64							0.96						
XPG 880 TAB K350	11191G			88.9	3 1/2							1.01						
XPG 880 TAB K450	11501G			114.3	4 1/2							1.08						
NG 880 TAB K325	11195	NG Green	5000	82.5	3 1/4							5000	500	45	0.94			
NG 880 TAB K330	11261			83.8	3 19/64										0.96			
NG 880 TAB K350	11196			88.9	3 1/2										1.01			
NG 880 TAB K450	11197			114.3	4 1/2										1.08			
LF 879 TAB K325	11377ST	LF Brown	6000	82.5	3 1/4	4.8	500	45							0.98			
LF 879 TAB K450	11380ST			114.3	4 1/2										1.14			
XPG 879 TAB K325	11504G	XPG Dark Grey	5700	82.5	3 1/4										5000	500	45	0.98
XPG 879 TAB K450	11505G			114.3	4 1/2													1.14
NG 879 TAB K325	11198	NG Green	5000	82.5	3 1/2				5000	500	45							0.98
NG 879 TAB K450	11199			114.3	4 1/2													1.14

Standard length: 80 pitches (10 ft. - 3.048 m)

Breaking Load according to Standard ISO 4348 - DIN 8153



**"NOLU-S" CURVES**  
**ARE STRONGLY RECOMMENDED**  
**WITH THESE CHAINS!**

**Note:**  
 The 879M series has a thicker top plate of 4,8 mm, giving much more wear life. It also simplifies conveyor design when matching chains from the series  
 821 - 831 - 879 - 879 TAB  
 882 - 882 M - 8257 - 882 M

- Advantages:**
- One conveyor construction
  - Easy to clean
  - Easy maintenance
  - Improved wear life
  - Hygienic concept

**Pin material:**  
 Ferritic Stainless Steel

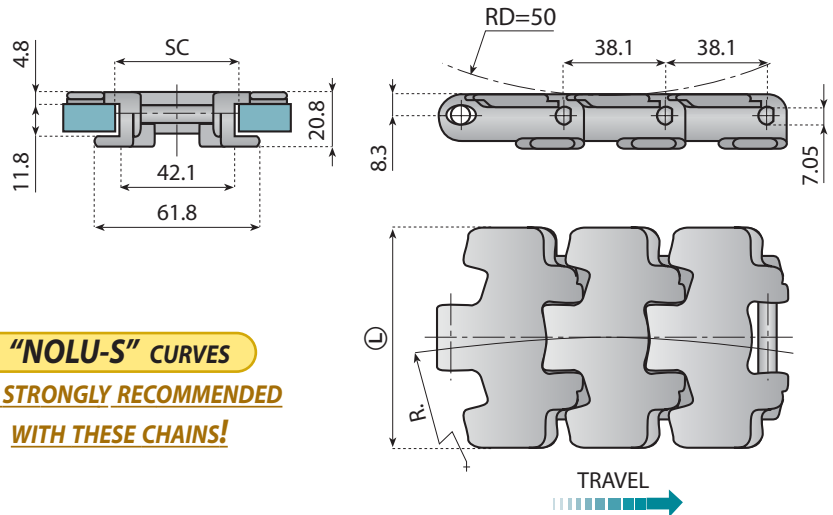
**Characteristics:**  
 Plastic Magnetic System chains do not have TAB or BEVEL shoes. The ferritic stainless steel pins are securely retained in position by the magnets located in the upper section of the curve. These chains can be easily removed from the curve for maintenance or cleaning, without dismantling the chain.



CHAIN - REF.	CODE	Material Plate	Breaking Load N	Width L		B Thickness mm	R min.	SC	Weight Kg/m									
				mm	inch.													
LF 880 M K325	<b>11377M</b>	<b>LF</b> Brown	5700	82.5	3 <sup>1</sup> / <sub>4</sub>	4	500	45	1.05									
LF 880 M K330	<b>11222M</b>			83.8	3 <sup>19</sup> / <sub>64</sub>				1.08									
LF 880 M K450	<b>11380M</b>			114.3	4 <sup>1</sup> / <sub>2</sub>				1.15									
LF 880 M K750	<b>11393M</b>			190.5	7 <sup>1</sup> / <sub>2</sub>				1.50									
XPG 880 M K325	<b>11500MG</b>	<b>XPG</b> Dark Grey	5500	82.5	3 <sup>1</sup> / <sub>4</sub>				4.8	500	45	1.05						
XPG 880 M K330	<b>11223MG</b>			83.8	3 <sup>19</sup> / <sub>64</sub>							1.08						
XPG 880 M K450	<b>11501MG</b>			114.3	4 <sup>1</sup> / <sub>2</sub>							1.15						
XPG 880 M K750	<b>11394MG</b>			190.5	7 <sup>1</sup> / <sub>2</sub>							1.50						
NG 880 M K325	<b>11195M</b>	<b>NG</b> Green	5200	82.5	3 <sup>1</sup> / <sub>4</sub>							5200	500	45	1.05			
NG 880 M K330	<b>11224M</b>			83.8	3 <sup>19</sup> / <sub>64</sub>										1.08			
NG 880 M K450	<b>11197M</b>			114.3	4 <sup>1</sup> / <sub>2</sub>										1.15			
NG 880 M K750	<b>11420M</b>			190.5	7 <sup>1</sup> / <sub>2</sub>										1.50			
LF 879 M K325	<b>11395M</b>	<b>LF</b> Brown	5700	82.5	3 <sup>1</sup> / <sub>4</sub>	5200	500	45							1.15			
LF 879 M K450	<b>11396M</b>			114.3	4 <sup>1</sup> / <sub>2</sub>										1.25			
XPG 879 M K325	<b>11397MG</b>	<b>XPG</b> Dark Grey	5500	82.5	3 <sup>1</sup> / <sub>4</sub>										5200	500	45	1.15
XPG 879 M K450	<b>11398MG</b>			114.3	4 <sup>1</sup> / <sub>2</sub>													1.25
NG 879 M K325	<b>11198M</b>	<b>NG</b> Green	5200	82.5	3 <sup>1</sup> / <sub>4</sub>				5200	500	45							1.15
NG 879 M K450	<b>11421M</b>			114.3	4 <sup>1</sup> / <sub>2</sub>													1.25

Standard length: 80 pitches (10 ft. - 3.048 m)

Breaking Load according to Standard ISO 4348 - DIN 8153



**"NOLU-S" CURVES**  
**ARE STRONGLY RECOMMENDED**  
**WITH THESE CHAINS!**

**Minimum Radius R=190 mm**  
**Recommended curve Radius R=200mm**

**Advantages:**

- Small sideflexing radius R=190 mm
- Tangential engagement.
- Specially shaped flights to improve the contact between the product and chain.
- Small gap between flights to improve product stability.
- Bidirectional.

**Characteristics:**

The new 878 TAB series enables the designer and the manufacturer of sideflexing conveyors to reduce the radius of the curves. This chain is suitable for solving conveying problems in confined spaces. Can also be used where products are conveyed on an incline or decline and accumulation may occur. The characteristics of this chain make this product unique in its design.

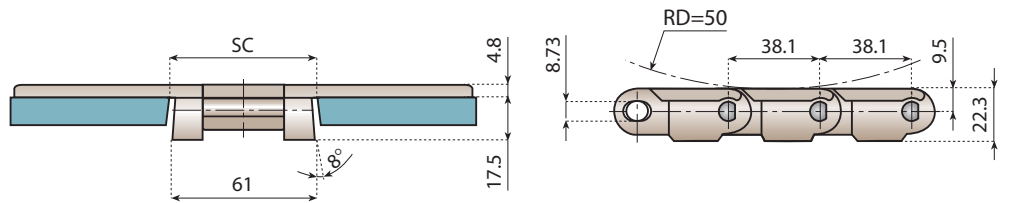
**Pin material:** Austenitic Steel.



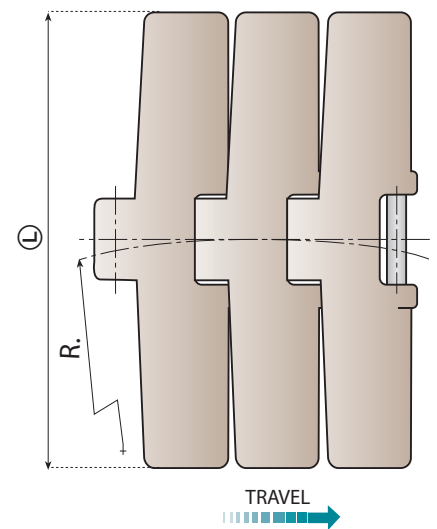
CHAIN - REF.	CODE	Material Plate	Breaking Load N	Width L		R min.	SC	Weight Kg/m
				mm	inch.			
LF 878 TAB K325	<b>11390</b>	<b>LF</b> Brown	6000	82.5	3 1/4	190	45	1.08
LF 878 TAB K450	<b>11389</b>			114.3	4 1/2			1.20
XPG 878 TAB K325	<b>11420G</b>	<b>XPG</b> Dark Grey	5700	82.5	3 1/4			1.08
XPG 878 TAB K450	<b>11421G</b>			114.3	4 1/2			1.20

Standard length: 80 pitches (10 ft. - 3.048 m)

Breaking Load according to Standard ISO 4348 - DIN 8153



**"NOLU-S" CURVES**  
**ARE STRONGLY RECOMMENDED**  
**WITH THESE CHAINS!**



**Characteristics:**

The 882 type has a larger hinge geometry and because of a well balanced distribution of the material it has an excellent carrying load capacity.

**Advantages:**

- Heavy duty

**Pin material:** Austenitic Steel.



Pages 4 - 5



Pages 279 - 280



Pages 235



Pages 242

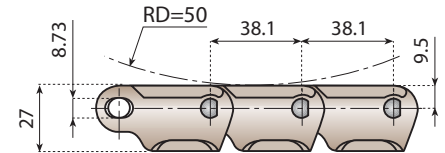
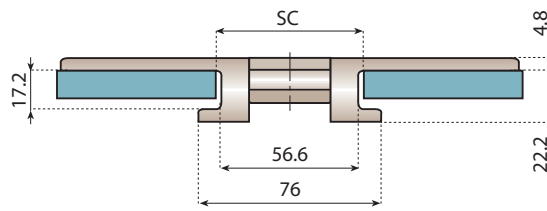


Pages 311 - 315

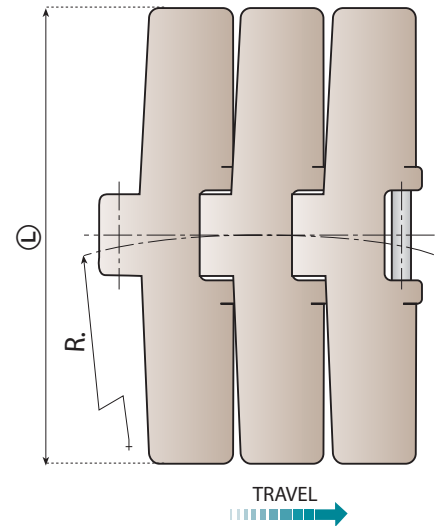
CHAIN - REF.	CODE	Material Plate	Breaking Load N	Width L		R min.	SC		Weight Kg/m						
				mm	inch.		Straight	Curving							
LF 882 K450	<b>11459</b>	<b>LF</b> Brown	10000	114.3	4 1/2	610	62	58	1.94						
LF 882 K750	<b>11460</b>			190.5	7 1/2				2.38						
LF 882 K1000	<b>11461</b>			254.0	10				2.83						
XPG 882 K450	<b>11462G</b>	<b>XPG</b> Dark Grey	9500	114.3	4 1/2				610	62	58	1.94			
XPG 882 K750	<b>11463G</b>			190.5	7 1/2							2.38			
XPG 882 K1000	<b>11464G</b>			254.0	10							2.83			
NG 882 K450	<b>11480</b>	<b>NG</b> Green	9000	114.3	4 1/2							610	62	58	1.94
NG 882 K750	<b>11481</b>			190.5	7 1/2										2.38
NG 882 K1000	<b>11482</b>			254.0	10										2.83

**Standard length:** 80 pitches (10 ft. - 3.048 m)

Breaking Load according to Standard ISO 4348 - DIN 8153



**"NOLU-S" CURVES**  
**ARE STRONGLY RECOMMENDED**  
**WITH THESE CHAINS!**



**Characteristics:**

The 882 TAB type has a larger pin size hinge geometry and because of a well balanced distribution of the material it has an excellent carrying load capacity.

The standard widths are produced up to 304.8 mm (12") making it compatible with the 821 series and offering the largest conveying area in the flat top chain products.

**Advantages:**

- Heavy duty

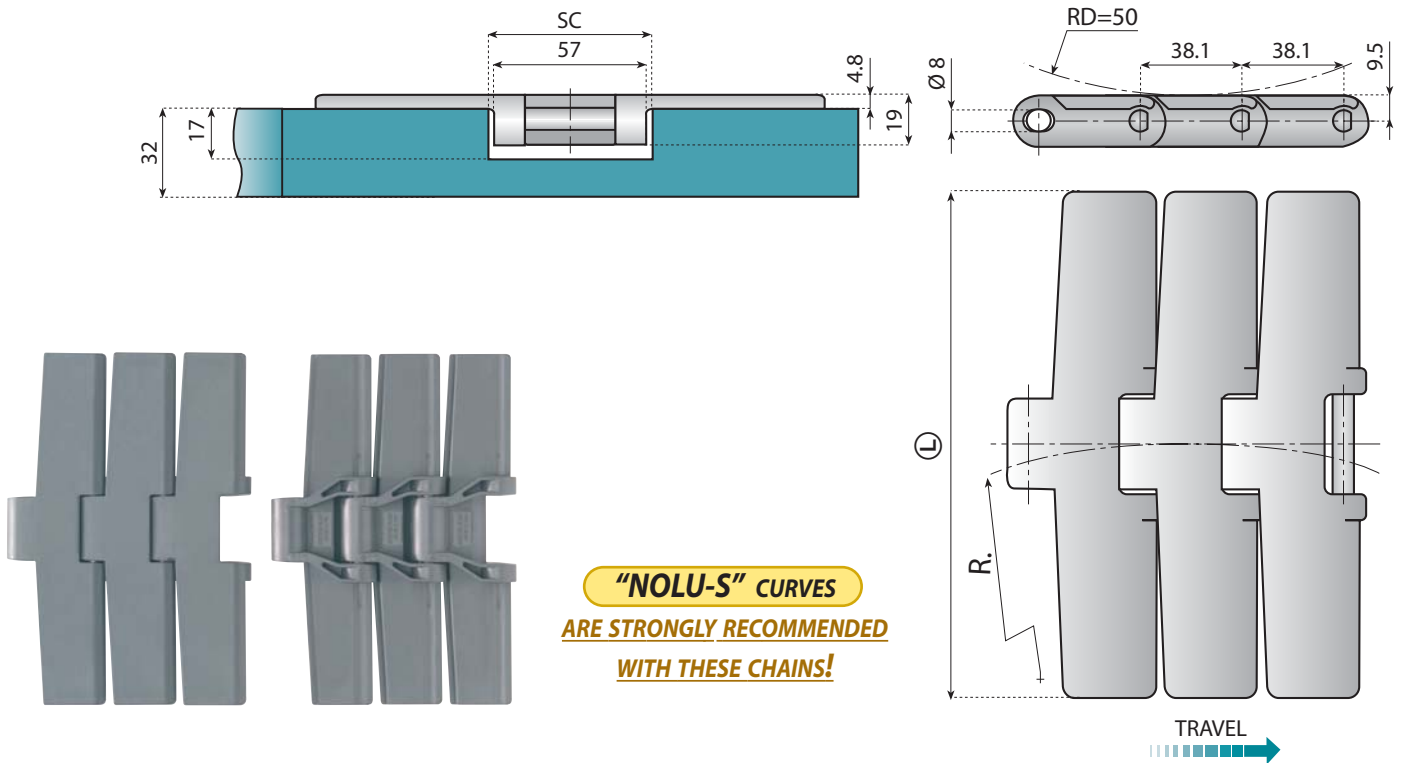
**Pin material:** Austenitic Steel.



CHAIN - REF.	CODE	Material Plate	Breaking Load N	Width L		R min.	SC	Weight Kg/m				
				mm	inch.							
LF 882 TAB K450	<b>11040</b>	<b>LF</b> Brown	10000	114.3	4 1/2	610	58	2.03				
LF 882 TAB K750	<b>11041</b>			190.5	7 1/2			2.46				
LF 882 TAB K1000	<b>11042</b>			254.0	10			2.87				
LF 882 TAB K1200	<b>11043</b>			304.8	12			3.41				
XPG 882 TAB K450	<b>11513G</b>	<b>XPG</b> Dark Grey	9500	114.3	4 1/2			610	58	2.03		
XPG 882 TAB K750	<b>11514G</b>			190.5	7 1/2					2.46		
XPG 882 TAB K1000	<b>11515G</b>			254.0	10					2.87		
XPG 882 TAB K1200	<b>11516G</b>			304.8	12					3.41		
NG 882 TAB K450	<b>11483</b>	<b>NG</b> Green	9000	114.3	4 1/2					610	58	2.03
NG 882 TAB K750	<b>11484</b>			190.5	7 1/2							2.46
NG 882 TAB K1000	<b>11485</b>			254.0	10							2.87
NG 882 TAB K1200	<b>11486</b>			304.8	12							3.41

Standard length: 80 pitches (10 ft. - 3.048 m)

Breaking Load according to Standard ISO 4348 - DIN 8153



**"NOLU-S" CURVES  
ARE STRONGLY RECOMMENDED  
WITH THESE CHAINS!**

**Characteristics:**

Plastic Magnetic System chains do not have TAB or BEVEL shoes. The ferritic stainless steel pins are securely retained in position by the magnets located in the upper section of the curve. These chains can be easily removed from the curve for maintenance or cleaning, without dismantling the chain.

**Advantages:**

- One conveyor construction
- Heavy duty
- Exceptionally flat surface
- Hygienic concept
- Easy maintenance
- Easy to clean
- Same hinge width available in many chain types, both steel and plastic, also LBP chains and rubber top chains

**Pin material:** Ferritic Stainless Steel



CHAIN - REF.	CODE	Material Plate	Breaking Load N	Width L		R min.	SC	Weight Kg/m
				mm	inch.			
LF 882 M K750	<b>11487</b>	<b>LF</b> Brown	10000	190.5	7 1/2	610	60	2.15
LF 882 M K1000	<b>11488</b>			254.0	10			2.45
LF 882 M K1200	<b>11489</b>			304.8	12			2.70
LFG 882 M K750	<b>11490</b>	<b>LFG</b> Dark Grey	10000	190.5	7 1/2			2.15
LFG 882 M K1000	<b>11491</b>			254.0	10			2.45
LFG 882 M K1200	<b>11492</b>			304.8	12			2.70
XPG 882 M K750	<b>11465G</b>	<b>XPG</b> Dark Grey	9500	190.5	7 1/2			2.15
XPG 882 M K1000	<b>11466G</b>			254.0	10			2.45
XPG 882 M K1200	<b>11467G</b>			304.8	12			2.70
NG 882 M K750	<b>11493</b>	<b>NG</b> Green	9000	190.5	7 1/2			2.15
NG 882 M K1000	<b>11494</b>			254.0	10			2.45
NG 882 M K1200	<b>11495</b>			304.8	12			2.70

**Standard length:** 80 pitches (10 ft. - 3.048 m)

Breaking Load according to Standard ISO 4348 - DIN 8153



# STRAIGHT RUNNING CHAINS with low noise accumulation rollers

Series

[LBP 821](#) - [LBP 8257](#) - [LBP 831](#)

Pages

46 → 48

# SIDEFLEXING CHAINS with low noise accumulation rollers

Series

[LBP 878 TAB](#) - [LBP 879 M](#)

[LBP 882 TAB](#) - [LBP 882 M](#)

Pages

49 → 52

## APPLICATION:

- **FOOD AND BEVERAGE INDUSTRY PACKAGING LINE  
(PET BOTTLE PACKS AND CANS IN HEAT SHRINK FILM)**
- **GENERAL PURPOSE CONVEYING APPLICATIONS TO  
REDUCE PRESSURE CREATED BETWEEN PRODUCT AND  
FLIGHT SURFACE.**


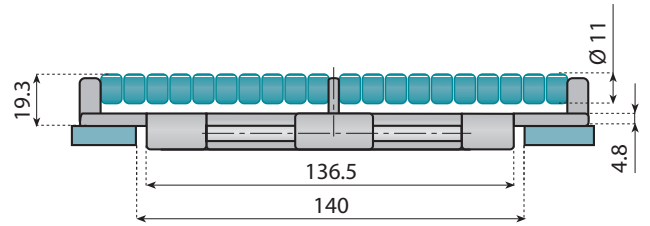
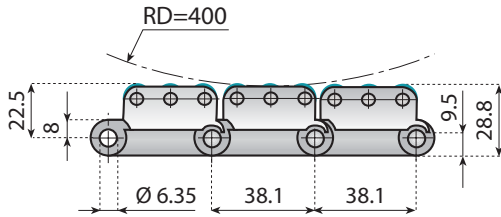
## CHARACTERISTICS:

**THIS SERIES OF THERMOPLASTIC CHAINS IS THE SOLUTION  
TO REDUCE ACCUMULATION PRESSURE.**

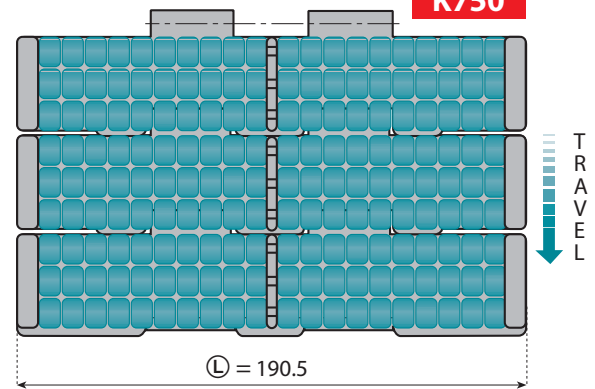
**SMALL WIDTH ROLLERS PROVIDE A STABLE CONVEYING  
SURFACE AND ENABLE THE PRODUCT TO BE HANDLED  
WITHOUT DAMAGE, HOWEVER THE CHAIN  
STILL PROVIDES A POSITIVE FORWARD MOTION.**

**LOW NOISE ROLLERS**

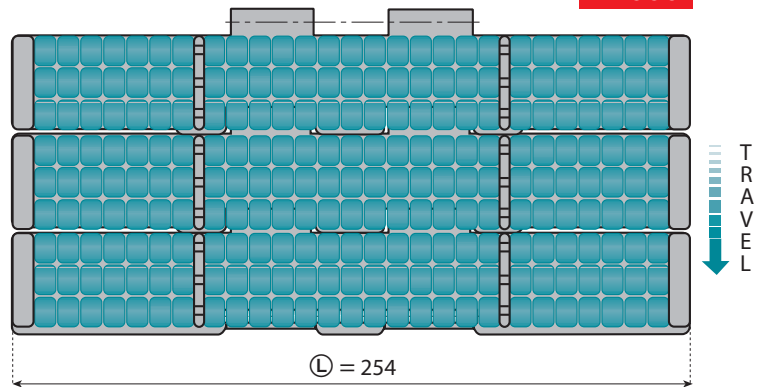
**THESE CHAINS ARE PRODUCED IN  
A SILENT VERSION WITH REDUCED  
BACKLINE PRESSURE**



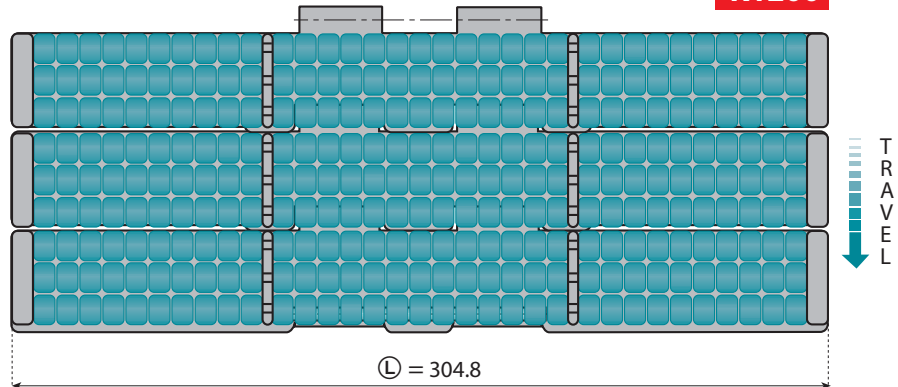
**K750**



**K1000**



**K1200**



**Advantages:**

- High breaking load
- Rollers manufactured in Low Friction and low noise material: reduced back-line pressure and low noise level

**Pin material:** Austenitic Steel



Pages 4-5



Pages 274-275



Pages 311-315

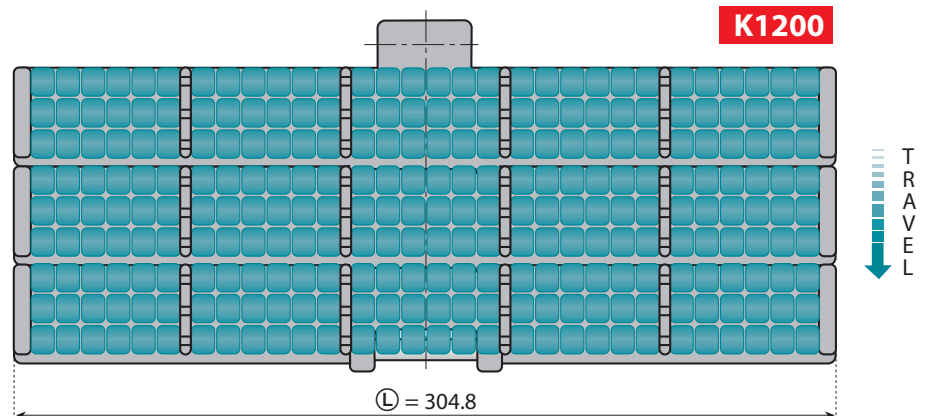
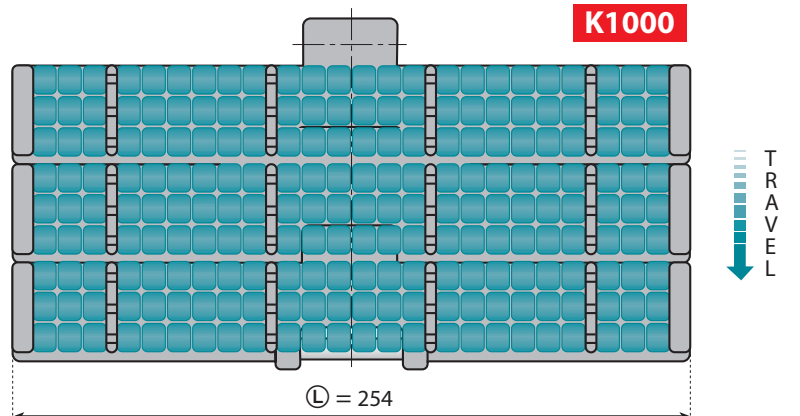
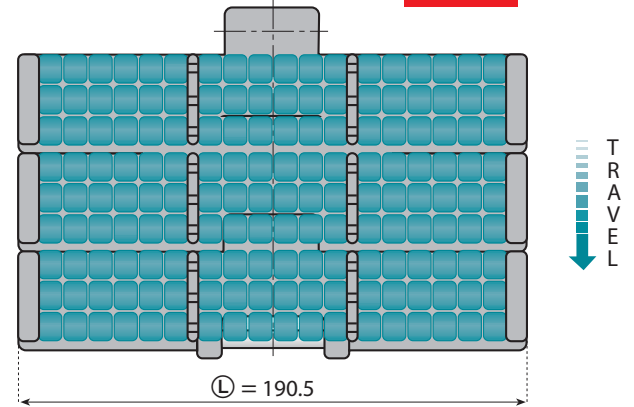

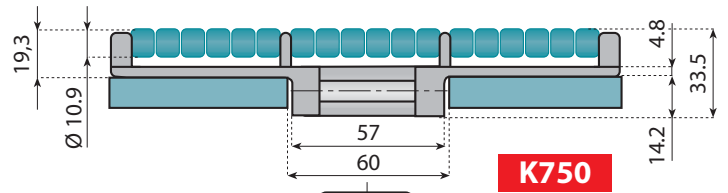
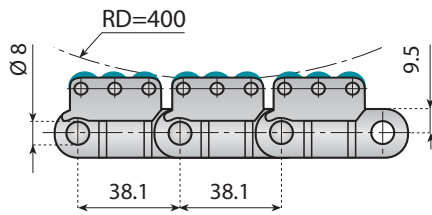
CHAIN - REF.	CODE	Material		Breaking load N	Width L		Weight Kg/m
		Plate	Roller		mm	inch.	
LBP 821 K750	<b>11055</b>	<b>LFG</b> Dark Grey	Water Blue	8300	190.5	7 1/2	5.52
LBP 821 K1000	<b>11056</b>				254.0	10	6.90
LBP 821 K1200	<b>11057</b>				304.8	12	8.00

Standard length: 40 pitches (5 ft. - 1.524 m)

Breaking Load according to Standard ISO 4348 - DIN 8153

# HEAVY DUTY SINGLE HINGE STRAIGHT RUNNING CHAINS WITH LOW NOISE ACCUMULATION ROLLERS

**LBP 8257**



**Advantages:**

- High breaking load
- Rollers manufactured in Low Friction and low noise material: reduced back-line pressure and low noise level
- Helps standardising your conveyor constructions
- Same hinge width available in many chain types, both steel and plastic, also Flat Top and rubber top chains

**Pin material:** Austenitic Steel



Pages 4-5



Pages 279 → 281



Pages 311 → 315

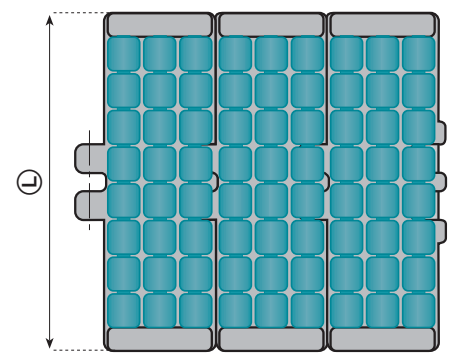
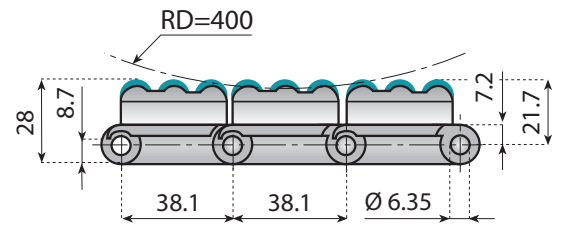
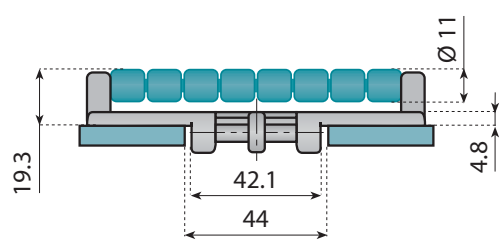

CHAIN - REF.	CODE	Material		Breaking load N	Width L		Weight Kg/m
		Plate	Roller		mm	inch.	
LBP 8257 K750	<b>11076</b>	<b>LFG</b> Dark Grey	Water Blue	10000	190.5	7 1/2	5.65
LBP 8257 K1000	<b>11077</b>				254.0	10	7.20
LBP 8257 K1200	<b>11078</b>				304.8	12	8.10

**Standard length:** 40 pitches (5 ft. - 1.524 m)

Breaking Load according to Standard ISO 4348 - DIN 8153

# LBP 831

# SINGLE HINGE STRAIGHT RUNNING CHAINS WITH LOW NOISE ACCUMULATION ROLLERS



### Advantages:

- Rollers manufactured in Low Friction and low noise material: reduced back-line pressure and low noise level

**Pin material:** Austenitic Steel



Pages 4-5



Pages 270-273



Pages 311-315

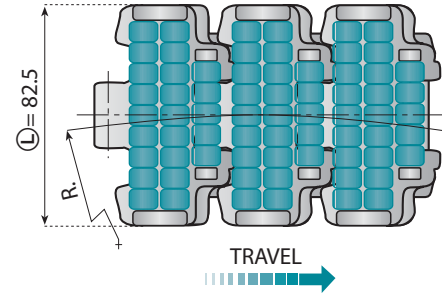
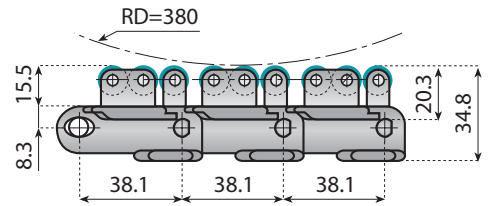
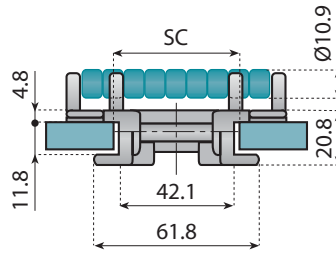

CHAIN - REF.	CODE	Material		Breaking load N	Width L		Weight Kg/m
		Plate	Roller		mm	inch.	
LBP 831 K325	<b>11053</b>	<b>LFG</b> Dark Grey	Water Blue	5000	82.5	3 1/4	2.15
LBP 831 K450	<b>11054</b>				114.3	4 1/2	2.85

**Standard length:** 40 pitches (5 ft. - 1.524 m)

Breaking Load according to Standard ISO 4348 - DIN 8153

# SIDEFLEXING CHAINS WITH LOW NOISE ACCUMULATION ROLLERS

**LBP 878 TAB**



**"NOLU-S" CURVES**  
ARE STRONGLY RECOMMENDED  
WITH THESE CHAINS!

**Advantages:**

- Rollers manufactured in Low Friction and low noise material: reduced back-line pressure and quiet running.
- Small sideflexing radius 200 mm

**Pin material:** Austenitic Steel



Pages 4-5



Pages 276-278



Pages 232 + 237



Pages 241 + 243



Pages 302-305

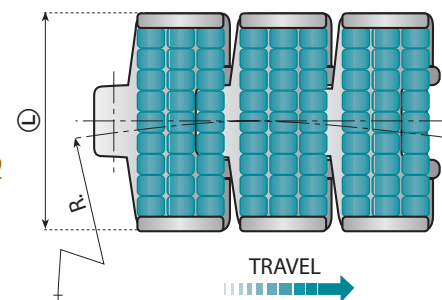
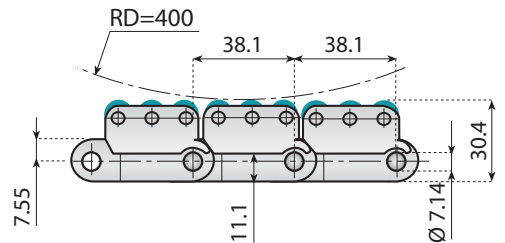
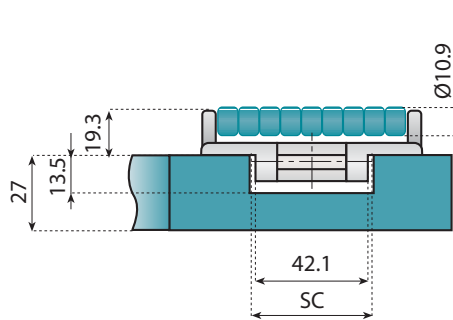



Pages 311-315

CHAIN - REF.	CODE	Material		Breaking load N	Width L		R min.	SC	Weight Kg/m
		Plate	Roller		mm	inch.			
LBP 878 TAB K325	<b>11388</b>	<b>LFG</b> Dark Grey	Water Blue	6000	82.5	3 1/4	200	45	3.20

# SIDEFLEXING CHAINS FOR MAGNETIC SYSTEM WITH LOW NOISE ACCUMULATION ROLLERS

**LBP 879 M**



**"NOLU-S" CURVES**  
ARE STRONGLY RECOMMENDED  
WITH THESE CHAINS!

**Advantages:**

- High ultimate load
- Rollers manufactured in Low Friction and low noise material: reduced back-line pressure and quiet running.
- One conveyor construction
- Easy to clean
- Easy maintenance

**Note:**

Plastic magnetic system chains do not have tabs or bevels, it is the Stainless Steel pin in the chain which is attracted by the magnets embedded in the curve.

**Pin material:** Ferritic Stainless Steel



Pages 311-315



Pages 4-5



Pages 276-277



Pages 186-187

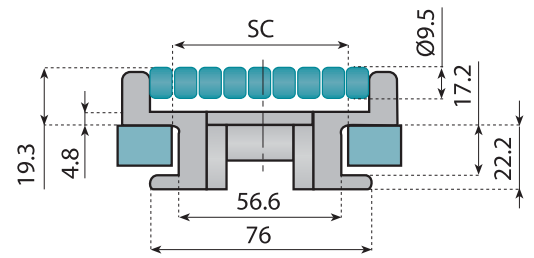
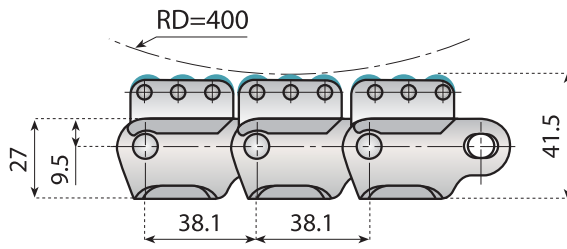


Pages 244

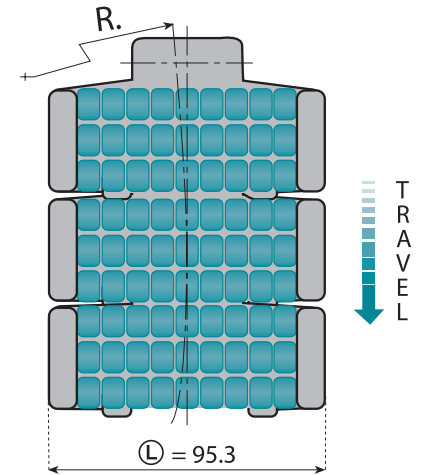
CHAIN - REF.	CODE	Material		Breaking load N	Width L		R min.	SC	Weight Kg/m
		Plate	Roller		mm	inch.			
LBP 879 M K325	<b>11067</b>	<b>LFG</b> Dark Grey	Water Blue	5700	82.5	3 1/4	500	45	2.30

**Standard length:** 40 pitches (10 ft. - 3.048 m)

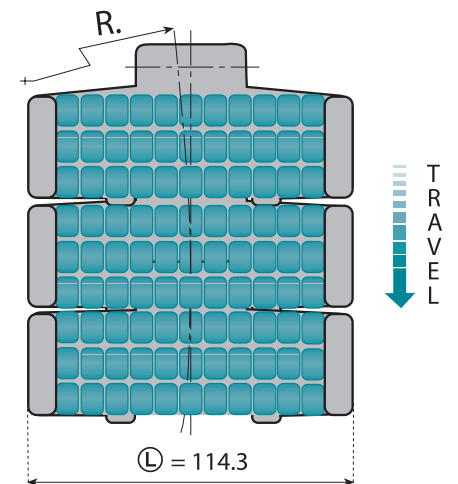
Breaking Load according to Standard ISO 4348 - DIN 8153



**K375**



**K450**



**"NOLU-S" CURVES**

**ARE STRONGLY RECOMMENDED  
WITH THESE CHAINS!**

**Advantages:**

- High breaking load
- Rollers manufactured in Low Friction and low noise material: reduced back-line pressure and quiet running.

**Pin material:** Austenitic Steel



Pages 4-5



Pages 279 → 281



Pages 234



Pages 242

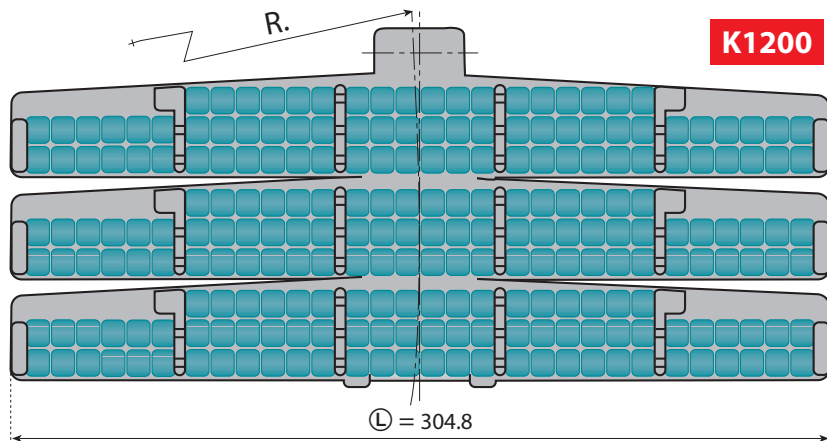
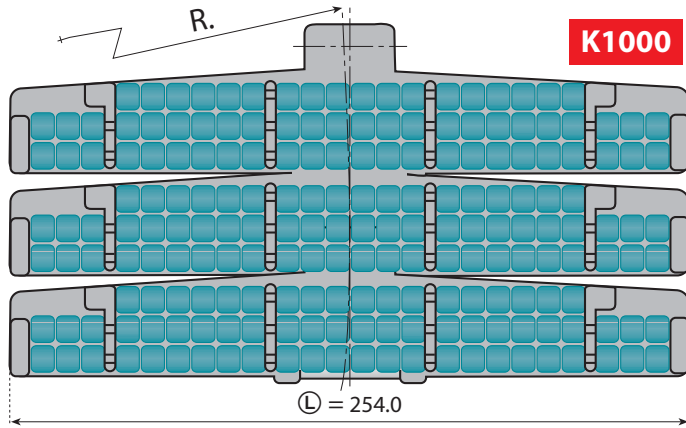
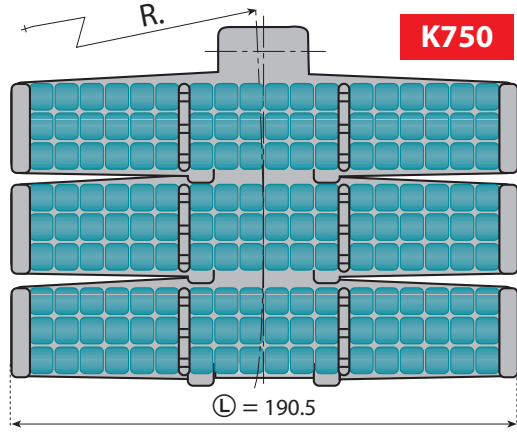

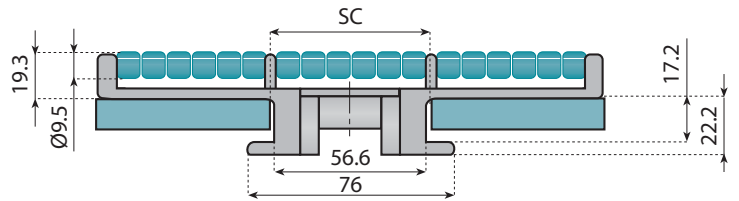
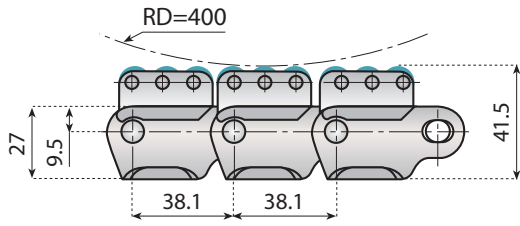


Pages 311 → 315

CHAIN - REF.	CODE	Material		Breaking load N	Width L		R min.	SC	Weight Kg/m
		Plate	Roller		mm	inch.			
LBP 882TAB K375	<b>11070</b>	<b>LFG</b> Dark Grey	Water Blue	10000	95.3	3 <sup>3</sup> / <sub>4</sub>	610	60	3.31
LBP 882TAB K450	<b>11071</b>				114.3	4 <sup>1</sup> / <sub>2</sub>			4.03

**Standard length:** 40 pitches (5 ft. - 1.524 m)

Breaking Load according to Standard ISO 4348 - DIN 8153



**"NOLU-S" CURVES**  
**ARE STRONGLY RECOMMENDED**  
**WITH THESE CHAINS!**

**Advantages:**

- High breaking load
- Rollers manufactured in Low Friction and low noise material: reduced back-line pressure and quiet running.

**Pin material:** Austenitic Steel



Pages 4-5



Pages 279 → 281



Pages 234



Pages 242

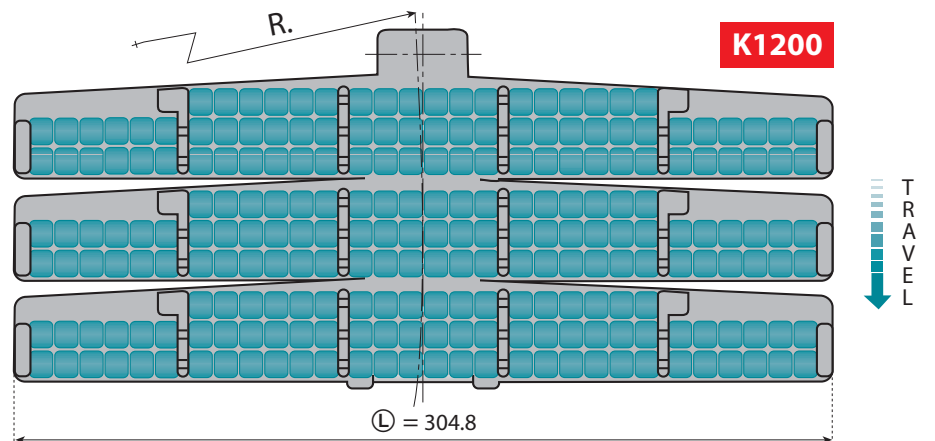
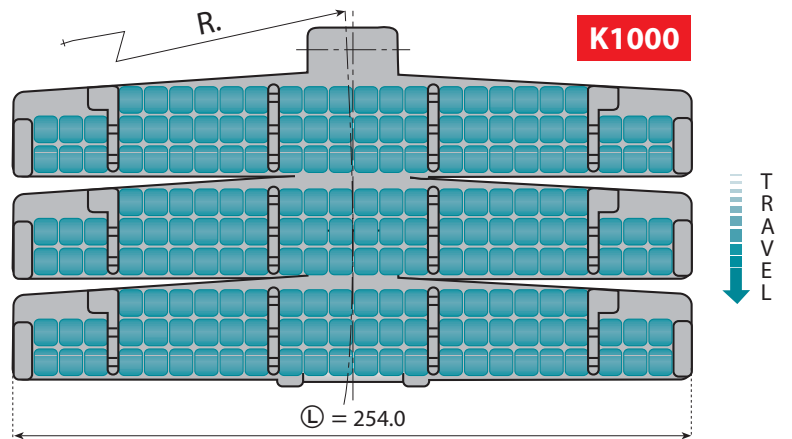
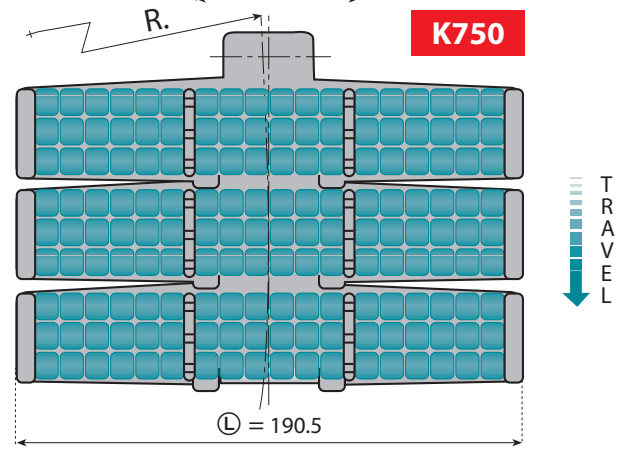

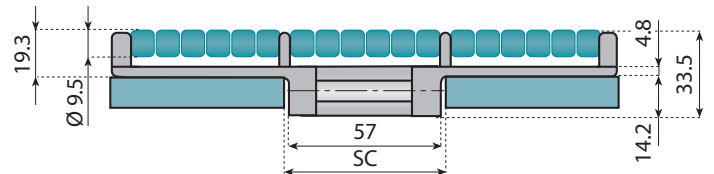
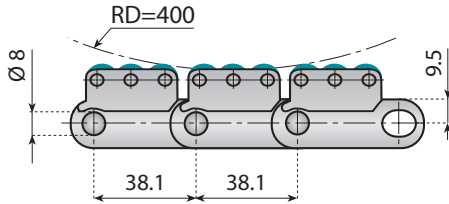


Pages 311 → 315

CHAIN - REF.	CODE	Material		Breaking load N	Width L		R min.	SC	Weight Kg/m
		Plate	Roller		mm	inch.			
LBP 882 TAB K750	<b>11072</b>	<b>LFG</b> Dark Grey	Water Blue	10000	190.5	7 1/2	610	60	4.70
LBP 882 TAB K1000	<b>11069</b>				254	10			5.90
LBP 882 TAB K1200	<b>11068</b>				304.8	12			6.50

**Standard length:** 40 pitches (5 ft. - 1.524 m)

Breaking Load according to Standard ISO 4348 - DIN 8153




**Advantages:**

- High breaking load
- Rollers manufactured in Low Friction and low noise material: reduced back-line pressure and quiet running.
- A pin roller support has been added to maintain a flat and consistent carrying surface. (10" - 12" width only).
- One conveyor construction
- Easy to clean
- Easy maintenance
- Same hinge width available in many chain types, both steel and plastic, also Flat Top and rubber top chains

**Note:**

Plastic magnetic system chains do not have tabs or bevels, it is the Stainless Steel pin in the chain which is attracted by the magnets embedded in the curve.

**Pin material:** Ferritic Stainless Steel



CHAIN - REF.	CODE	Material		Breaking load N	Width L		R min.	SC	Weight Kg/m
		Plate	Roller		mm	inch.			
LBP 882 M K750	<b>11073</b>	<b>LFG</b> Dark Grey	Water Blue	10000	190.5	7 1/2	610	60	3.90
LBP 882 M K1000	<b>11074</b>				254.0	10			4.95
LBP 882 M K1200	<b>11075</b>				304.8	12			5.85

**Standard length:** 40 pitches (5 ft. - 1.524 m)

Breaking Load according to Standard ISO 4348 - DIN 8153

# STRAIGHT RUNNING PLASTIC CHAINS with friction surface

Series

[831 VG - 821 VG - 8257 VG](#)

Pages

54 → 55

# SIDEFLEXING PLASTIC CHAINS with high friction surface

Series

[878 TAB VG - 879 TAB VG - 879 M VG](#)  
[882 TAB VG - 882 M VG - 1873 VG](#)

Pages

56 → 59

## APPLICATION:

**FOOD AND BEVERAGE INDUSTRY:**  
**PACKAGING LINES WITH INCLINED AND DECLINED  
CONVEYORS (TRAYS, PET BOTTLE PACKS IN HEAT SHRINK  
FILM, CANS IN HEAT SHRINK FILM)**

## GENERAL APPLICATION:

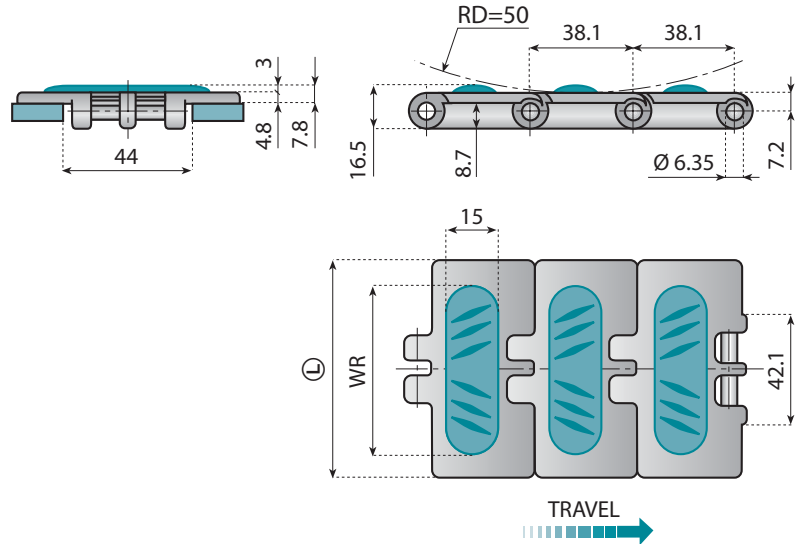

**INCLINED AND DECLINED CONVEYORS FOR BOXES,  
BAGS, CRATES.**

## ALL OUR HIGH FRICTION CHAINS OFFER:

- **LONG WEARLIFE**
- **LOW ENERGY CONSUMPTION**
- **HIGH FRICTION PAD. INCLINES UP TO 20° ARE POSSIBLE**
- **EASY TO CLEAN DESIGN**

**SPECIAL CONFIGURATIONS ON REQUEST  
INDICATE THE DISTANCE BETWEEN THE  
RUBBER PADS AT THE TIME OF ORDERING**

## 831 VG STRAIGHT RUNNING CHAINS SINGLE HINGE WITH HIGH FRICTION SURFACE



### Characteristics:

For 831 VG K325 chains a roller return track is required as the friction pad extends across the full width of the plate.

**Pin material:** Austenitic Steel



Pages  
4-5



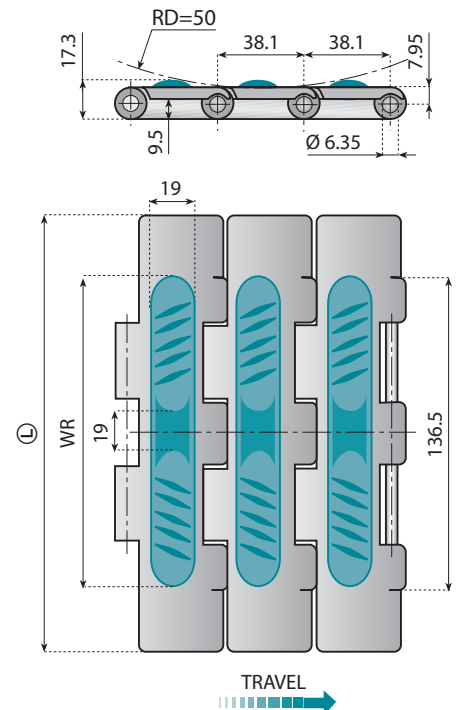
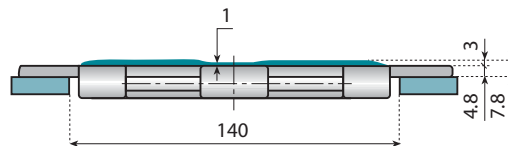

Pages  
270 → 273



Pages  
311 → 315

CHAIN - REF.	CODE	Material		Breaking load N	Width L		Width WR		Weight Kg/m
		Plate	Rubber		mm	inches	mm	inches	
NG 831 K325 VG	11221	<b>NG</b> Dark Grey	<b>TPR</b> Water Blue 70 Shore A	4000	82.5	3 1/4	60	2.36	1.40

## 821VG STRAIGHT RUNNING CHAINS DOUBLE HINGE WITH HIGH FRICTION SURFACE



### Characteristics:

The return section of the conveyor can be constructed using standard wearstrips or return rollers to support the chain on its return.

### Advantages:

- High breaking load.
- Heavy duty

**Pin material:** Austenitic Steel



Pages  
4-5



Pages  
274-275



Pages  
311 → 315

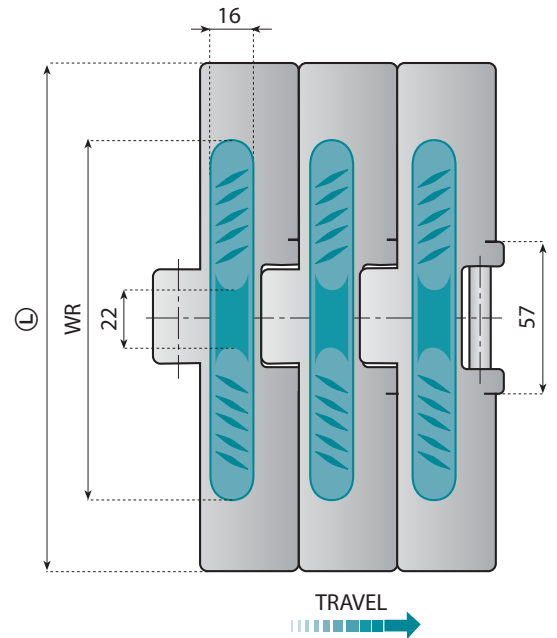

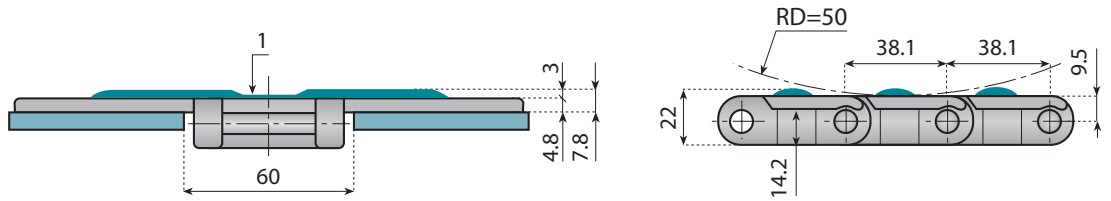
CHAIN - REF.	CODE	Material		Breaking load N	Width L		Width WR		Weight Kg/m
		Plate	Rubber		mm	inches	mm	inches	
NG 821 K750 VG	11033	<b>NG</b> Dark Grey	<b>TPR</b> Water Blue 70 Shore A	7800	190.5	7 1/2	134	5 5/16	2.70
NG 821 K1000 VG	11034				254.0	10	192	7 1/2	3.25
NG 821 K1200 VG	11035				304.8	12	252	10	3.75

**Standard length:** 80 pitches (10 ft. - 3.048 m)

Breaking Load according to Standard ISO 4348 - DIN 8153

# STRAIGHT RUNNING CHAINS HEAVY DUTY SINGLE HINGE WITH HIGH FRICTION SURFACE

8257 VG



### Characteristics:

- The return section of the conveyor can be constructed using standard wearstrips or return rollers to support the chain on its return.

### Advantages:

- High strength
- Helps standardising your conveyor constructions
- Same hinge width available in many chain types, both steel and plastic, also LBP chains and Flat Top chains

**Pin material:** Austenitic Steel



Pages 4-5



Pages 279 → 281



Pages 311 → 315

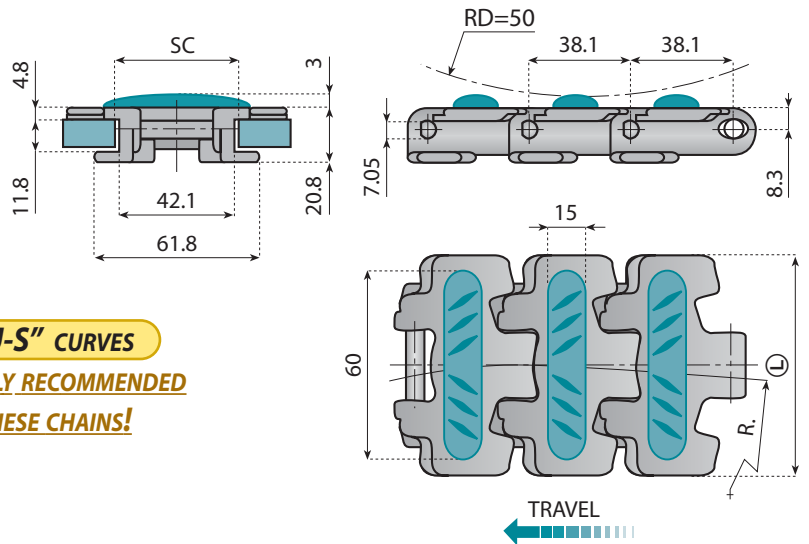

CHAIN - REF.	CODE	Material		Breaking load N	Width L		Width WR		Weight Kg/m
		Plate	Rubber		mm	inches	mm	inches	
NG 8257 K450 VG	<b>11086</b>	<b>NG</b> Dark Grey	<b>TPR</b> Water Blue 70 Shore A	9000	114.3	4½	90	3½	1.95
NG 8257 K750 VG	<b>11083</b>				190.5	7½	134	5⅝	2.25
NG 8257 K1000 VG	<b>11084</b>				254.0	10	192	7½	2.60
NG 8257 K1200 VG	<b>11085</b>				304.8	12	252	10	2.95

**Standard length:** 80 pitches (10 ft. - 3.048 m)

Breaking Load according to Standard ISO 4348 - DIN 8153

# 878 TAB VG

# SIDEFLEXING CHAINS WITH HIGH FRICTION SURFACE



**"NOLU-S" CURVES**  
**ARE STRONGLY RECOMMENDED**  
**WITH THESE CHAINS!**

**Characteristics:**  
 Turning disks can be used, as the chain is designed to turn around a very small curve radius.

**Pin material:** Austenitic Steel



Pages 4-5



Pages 276-278



Pages 232+237



Pages 241+243



Pages 302-305

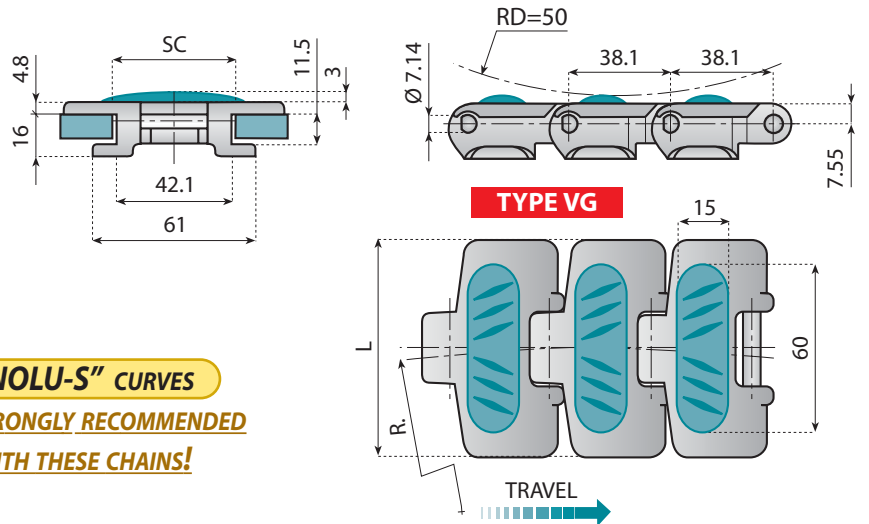


Pages 311-315

CHAIN - REF.	CODE	Material		Breaking load N	Width L		R min.	SC	Weight Kg/m
		Plate	Roller		mm	inch.			
NG 878 TAB K325 VG	11391	<b>NG</b> Dark Grey	<b>TPR</b> Water Blue 70 Shore A	5000	82.5	3 1/4	190	45	0.89

# 879 TAB VG

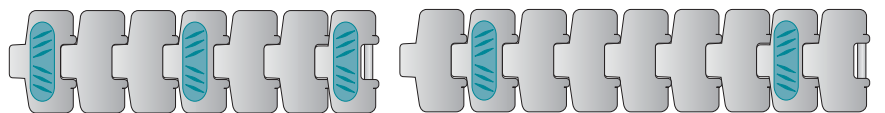
# SIDEFLEXING CHAINS WITH HIGH FRICTION SURFACE



**"NOLU-S" CURVES**  
**ARE STRONGLY RECOMMENDED**  
**WITH THESE CHAINS!**

**TYPE VG3**

**TYPE VG6**



**Pin material:** Austenitic Steel



Pages 4-5



Pages 276-278



Pages 232+237



Pages 241+243



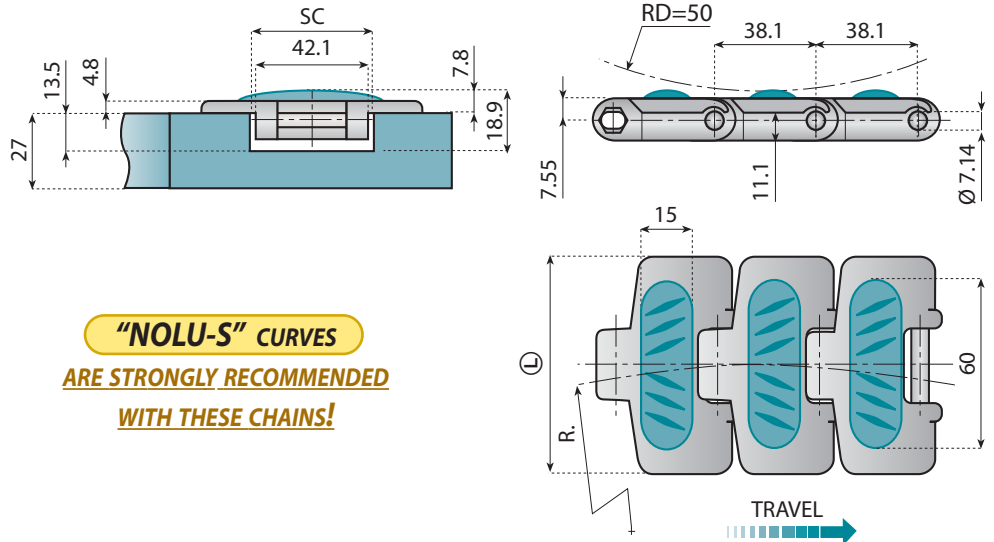
Pages 311-315

CHAIN - REF.	CODE	Material		Breaking load N	Width L		R min.	SC	Weight Kg/m
		Plate	Roller		mm	inch.			
NG 879 TAB K325 VG	11242	<b>NG</b> Dark Grey	<b>TPR</b> Water Blue 70 Shore A	5000	82.5	3 1/4	500	45	1.40
NG 879 TAB K325 VG 3	11243								1.25
NG 879 TAB K325 VG 6	11244								1.10
NG 879 TAB K450 VG	11245				114.3	4 1/2			1.60
NG 879 TAB K450 VG 3	11246								1.45
NG 879 TAB K450 VG 6	11247								1.30

**Standard length:** 80 pitches (10 ft. - 3.048 m)

Breaking Load according to Standard ISO 4348 - DIN 8153

## SIDEFLEXING CHAINS FOR MAGNETIC SYSTEM WITH HIGH FRICTION SURFACE 879 M VG



**"NOLU-S" CURVES**  
ARE STRONGLY RECOMMENDED  
WITH THESE CHAINS!

### Advantages:

- One conveyor construction
- Easy to clean
- Hygienic concept
- Easy maintenance



Pages 4-5



Pages 276-277



Pages 186-187



Pages 244

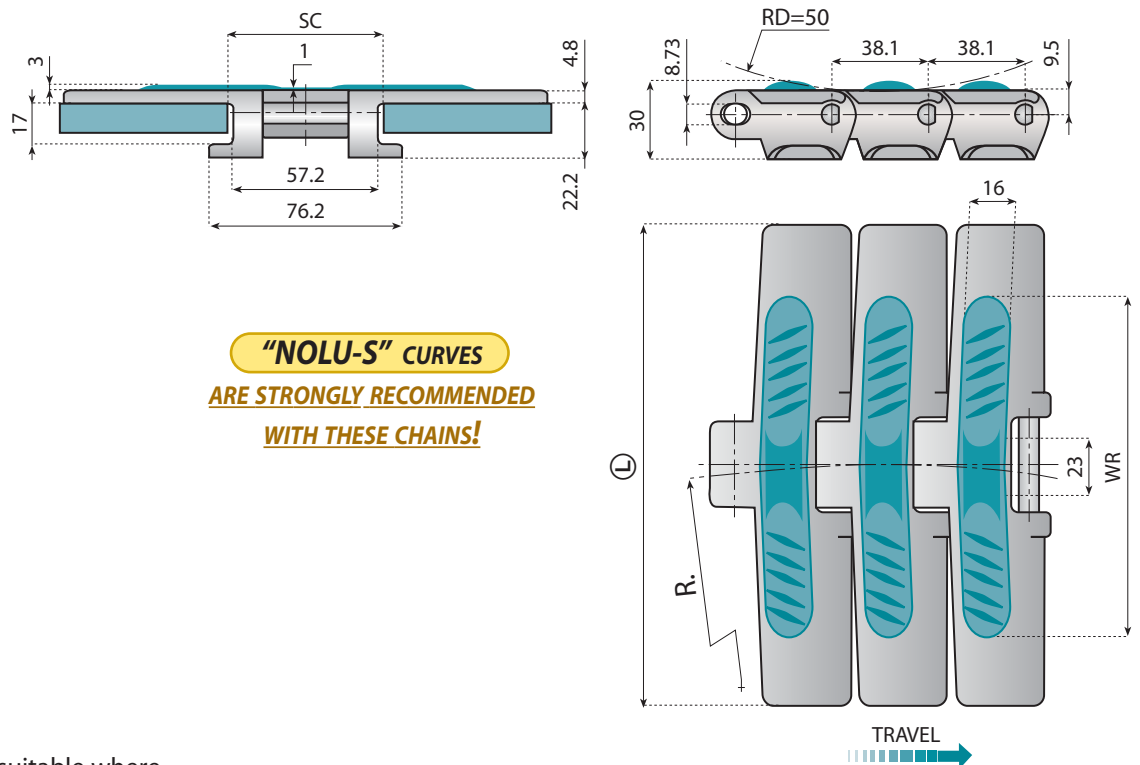


Pages 311-315

**Pin material:** Ferritic Stainless Steel

CHAIN - REF.	CODE	Material		Breaking load N	Width L		R min.	SC	Weight Kg/m
		Plate	Roller		mm	inch.			
NG 879 M K325 VG	11225	<b>NG</b> Dark Grey	<b>TPR</b> Water Blue 70 Shore A	5200	82.5	3 <sup>1</sup> / <sub>4</sub>	500	45	1.15

## SIDEFLEXING CHAINS WITH HIGH FRICTION SURFACE 882 TAB VG



**"NOLU-S" CURVES**  
ARE STRONGLY RECOMMENDED  
WITH THESE CHAINS!

### Advantages:

- High breaking load
- This chain is particularly suitable where heavier and larger products are conveyed.



Pages 4-5



Pages 279-281



Pages 234



Pages 242



Pages 311-315

**Pin material:** Austenitic Steel

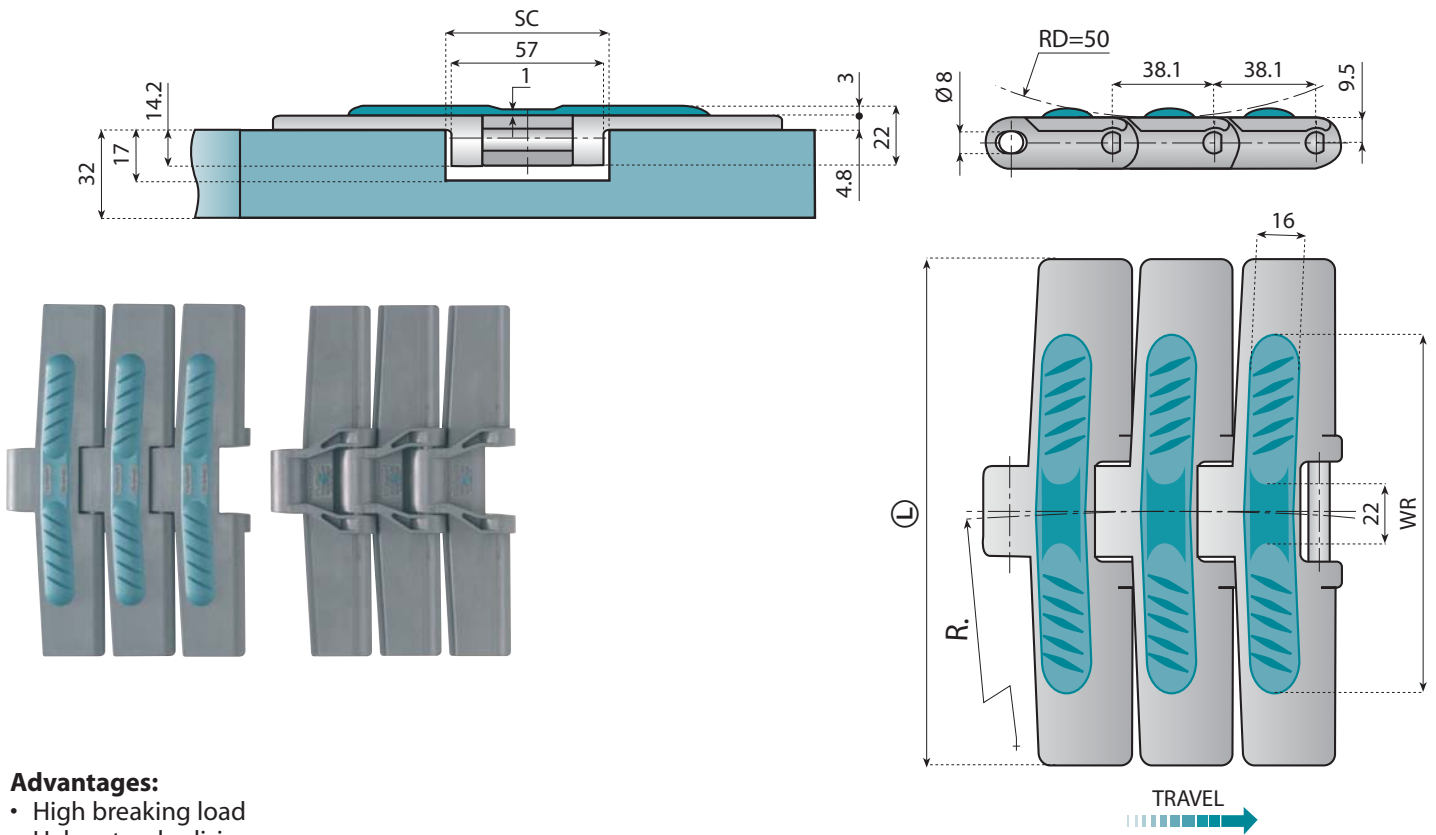
CHAIN - REF.	CODE	Material		Breaking load N	Width L		Width WR		R min.	SC	Weight Kg/m
		Plate	Rubber		mm	inches	mm	inches			
NG 882 TAB K750 VG	11093	<b>NG</b> Dark Grey	<b>TPR</b> Water Blue 70 Shore A	9000	190.5	7 <sup>1</sup> / <sub>2</sub>	134	5 <sup>5</sup> / <sub>16</sub>	610	60	2.35
NG 882 TAB K1000 VG	11094				254	10	192	7 <sup>1</sup> / <sub>2</sub>			2.65
NG 882 TAB K1200 VG	11095				304.8	12	252	9 <sup>15</sup> / <sub>16</sub>			2.90

**Standard length:** 80 pitches (10 ft. - 3.048 m)

Breaking Load according to Standard ISO 4348 - DIN 8153

# 882 M VG

# SIDEFLEXING CHAINS FOR MAGNETIC SYSTEM HEAVY DUTY SINGLE HINGE WITH HIGH FRICTION SURFACE



### Advantages:

- High breaking load
- Helps standardising your conveyor constructions
- Same hinge width available in many chain types, both steel and plastic, also LBP chains and flat top chains

### Note:

Plastic magnetic system chains do not have tabs or bevels, it is the Stainless Steel pin in the chain which is attracted by the magnets embedded in the curve.

**Pin material:** Ferritic Stainless Steel

**"NOLU-S" CURVES**

**ARE STRONGLY RECOMMENDED**

**WITH THESE CHAINS!**



Pages 4 - 5



Pages 279 → 281



Pages 186 - 187



Pages 245



Pages 311 → 315

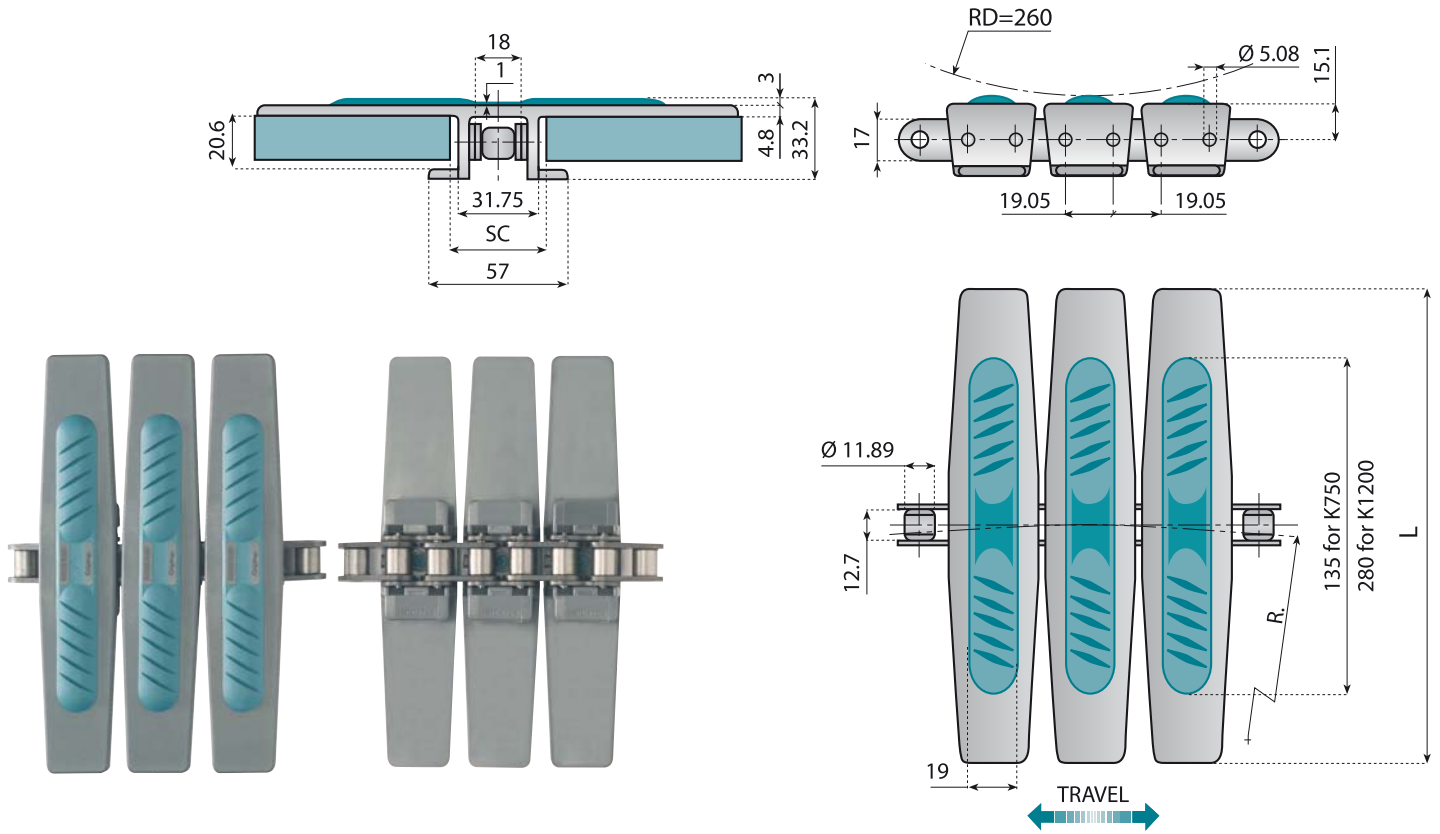
CHAIN - REF.	CODE	Material		Breaking load N	Width L		Width WR		R min.	SC	Weight Kg/m
		Plate	Rubber		mm	inches	mm	inches			
NG 882 M K750 VG	11703	NG Dark Grey	TPR Water Blue 70 Shore A	9000	190.5	7.1/2	134	5 <sup>5</sup> / <sub>16</sub>	610	60	2.10
NG 882 M K1000 VG	11704				254	10	192	7.1/2			2.45
NG 882 M K1200 VG	11705				304.8	12	252	9 <sup>15</sup> / <sub>16</sub>			2.75

**Standard length:** 80 pitches (10 ft. - 3.048 m)

Breaking Load according to Standard ISO 4348 - DIN 8153

# SIDEFLEXING PLATE TOP CHAINS BASE ROLLER CHAINS 19,05 MM (3/4") PITCH WITH HIGH FRICTION SURFACE

**1873 VG**



**"NOLU-S" CURVES**  
**ARE STRONGLY RECOMMENDED**  
**WITH THESE CHAINS!**

**Advantages:**

- High speed
- Very high loads
- Longer conveyors
- Easy maintenance
- Flights removable
- Lower noise
- No chain elongation



CHAIN - REF.	CODE	Material			Width L		R min.	SC	Weight Kg/m
		Roller Chain	Plate	Rubber	mm	inches			
NGD 1873 K750 VG	11590	<b>C45</b>	<b>NGD</b> Dark Grey	<b>TPR</b> Water Blue 70 Shore A	190.5	7½	500	35	2.6
NGD 1873 SS K750 VG	11591	<b>SS</b>			304.8	12	610		3.8
LFG 1873 K1200 VG	11572	<b>C45</b>	<b>LFG</b> Dark Grey						
LFG 1873SS K1200 VG	11578	<b>SS</b>							

**Standard length:** 80 pitches (10 ft. - 3.048 m) 40 Flights



# PLASTIC SIDEFLEXING GRIPPER CHAINS

Series

[878 TAB GS - 1873 GS](#)

Pages

62 → 65

# STEEL SIDEFLEXING GRIPPER CHAINS

Series

[1874GV](#)

Pages

66

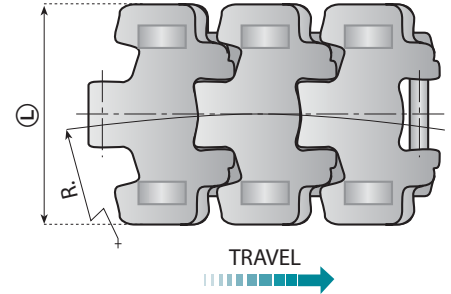
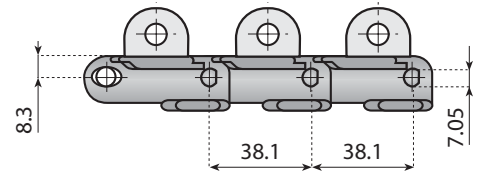
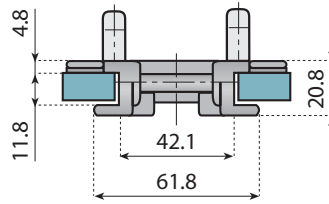
## ADVANTAGES:

- *HIGH RESISTANCE TO WEAR AND TEAR*
- *WORKING TEMPERATURE FROM -30°C TO + 120°C*

## APPLICATION:

*ELEVATOR CONVEYORS FOR BOTTLES, CANS AND SMALL BOXES*





**"NOLU-S" CURVES**  
**ARE STRONGLY RECOMMENDED**  
**WITH THESE CHAINS!**

**NOW AVAILABLE IN**  
**CHEMICAL RESISTANT**  
**MATERIAL**

**Advantages:**

- Exceptional durability.
- Optimum performance.
- Extremely low noise level.
- Removable gripper.
- Rubber pads with high resistance.

**Note:**

- Not suitable with oils.



Pages 4-5



Pages 276 → 278



Pages 311 → 315



Pages 232 + 237



Pages 241 + 243



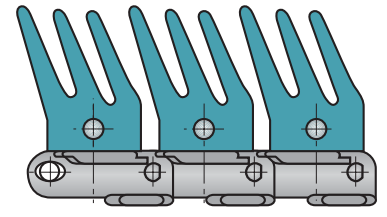
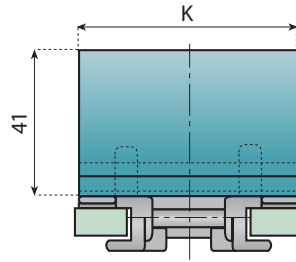
Pages 302 → 305

CHAIN - REF.	CODE	Material	Breaking load N	Width L		R min.	SC	Weight Kg/m
				mm	inches			
LFG 878 TAB K325 GS	11387	LFG (grey)	6000	82.5	3 1/4	250	45	0.90
PP 878 TAB K325 GS	11387CR	PP (grey)						

Standard length: 80 pitches (10 Ft - 3.048 m)

**LFG**

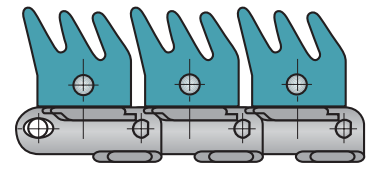
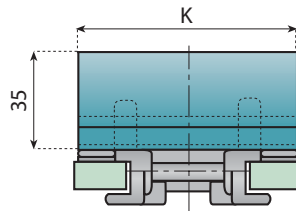
**PP**



TRAVEL

**GS 1 LIGHT APPLICATIONS**

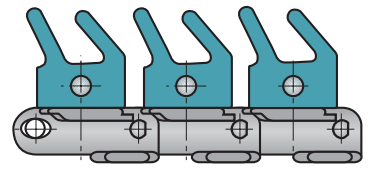
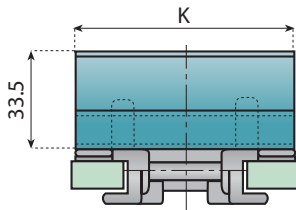

CHAIN - REF.	CODE	Kit Rubber Pin	Only Rubber	K mm	Material		Weight Kg/m
					Plate	Gripper	
LFG 878 TAB K325 GS1	11407	11736	11740	82	<b>LFG</b> (grey)	<b>THERMOPLASTIC</b>	4.65
PP 878 TAB K325 GS1	11407CR	11736CR	11740CR		<b>PP</b> (grey)	<b>EPDM - PP</b> (ivory)	



TRAVEL

**GS 2 HEAVY APPLICATIONS**

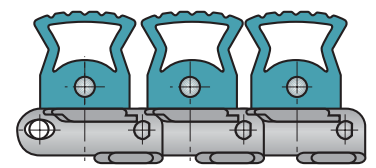
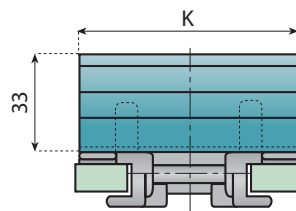
CHAIN - REF.	CODE	Kit Rubber Pin	Only Rubber	K mm	Material		Weight Kg/m
					Plate	Gripper	
LFG 878 TAB K325 GS2	11408	11737	11742	82	<b>LFG</b> (grey)	<b>THERMOPLASTIC</b>	4.05
PP 878 TAB K325 GS2	11408CR	11737CR	11742CR		<b>PP</b> (grey)	<b>EPDM - PP</b> (ivory)	



TRAVEL

**GS 3 SPECIAL APPLICATIONS**

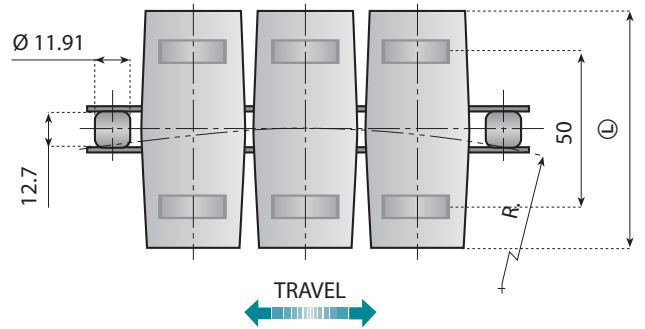
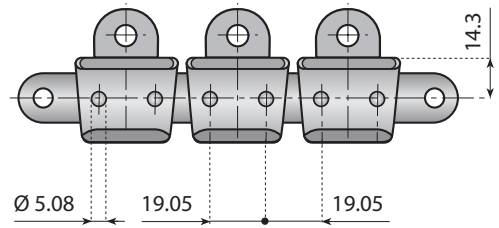
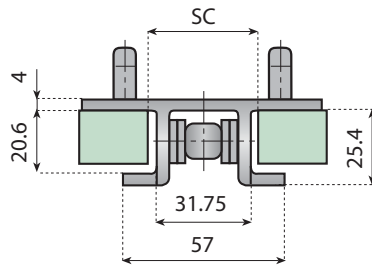
CHAIN - REF.	CODE	Kit Rubber Pin	Only Rubber	K mm	Material		Weight Kg/m
					Plate	Gripper	
LFG 878 TAB K325 GS3	11409	11738	11744	82	<b>LFG</b> (grey)	<b>THERMOPLASTIC</b>	3.95
PP 878 TAB K325 GS3	11409CR	11738CR	11744CR		<b>PP</b> (grey)	<b>EPDM - PP</b> (ivory)	



TRAVEL

**GS 4 SPECIAL APPLICATIONS**

CHAIN - REF.	CODE	Kit Rubber Pin	Only Rubber	K mm	Material		Weight Kg/m
					Plate	Gripper	
LFG 878 TAB K325 GS4	11404	11739	11746	82	<b>LFG</b> (grey)	<b>THERMOPLASTIC</b>	4.10
PP 878 TAB K325 GS4	11404CR	11739CR	11746CR		<b>PP</b> (grey)	<b>EPDM - PP</b> (ivory)	



**Advantages:**

- High wear resistance
- High speeds
- Exceptional durability
- Optimum performance
- Extremely low noise level
- Removable gripper
- Rubber pads with high resistance
- Plastic snap-on links

**Note:**

- Not suitable with oils

**"NOLU-S" CURVES**  
**ARE STRONGLY RECOMMENDED**  
**WITH THESE CHAINS!**

**NOW AVAILABLE IN**  
**CHEMICAL RESISTANT**  
**MATERIAL**

**MATERIAL** Pages [4-5](#)

Pages [284](#)

Pages [236](#)

Pages [243](#)

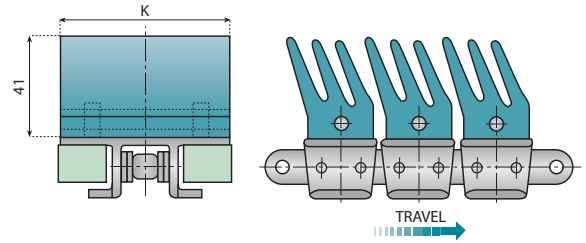
Pages [311-315](#)

CHAIN - REF.	CODE	Material		Breaking load N	Width L		R min.	SC	Weight Kg/m
		Roller chain	Plate		mm	inches			
LF 1873 K325 GS	11790	<b>C 45</b>	<b>LFG</b> (grey)	27000	82.5	3/4	380	35	2.36
LF 1873 SS K325 GS	11791	<b>AUSTIC</b>		21000					
PP 1873 SS K325 GS	11791CR	<b>AUSTIC</b>	<b>PP</b> (grey)	21000					
LF 1873 K450 GS	11795	<b>C 45</b>	<b>LFG</b> (grey)	27000	114.3	4 1/2			2.88
LF 1873 SS K450 GS	11796	<b>AUSTIC</b>		21000					
PP 1873 SS K450 GS	11796CR	<b>AUSTIC</b>	<b>PP</b> (grey)	21000					

Standard length: 80 pitches (10 Ft - 3.048 m)

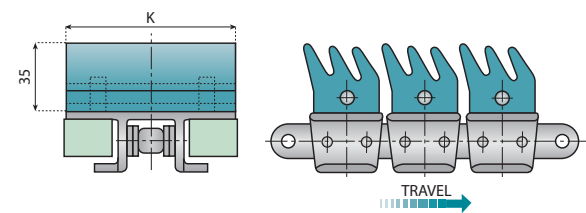
# SIDEFLEXING PLASTIC PLATE TOP CHAINS WITH SNAP ON GRIPPER

1873 GS



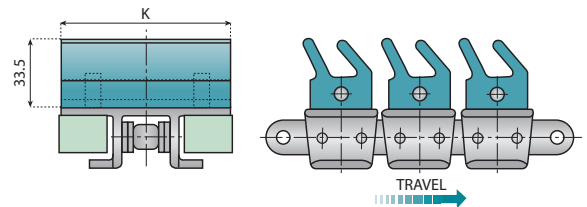
## GS 1 LIGHT APPLICATIONS

CHAIN - REF.	CODE	Kit flight rubber Pin	Only Rubber	K mm	Material			Weight Kg/m
					Roller chain	Plate	Gripper	
LFG 1873 K325 GS1	11762	11730	11740	82	<b>C 45</b>	<b>LFG</b> (grey)	<b>THERMOPLASTIC</b>	4.65
LFG 1873 SS K325 GS1	11763				<b>AUSTIC</b>	<b>PP</b> (grey)	<b>EPDM-PP</b> (ivory)	
PP 1873 SS K325 GS1	11763CR	11730CR	11740CR					
LFG 1873 K450 GS1	11766	11731	11741	114	<b>C 45</b>	<b>LFG</b> (grey)	<b>THERMOPLASTIC</b>	7.05
LFG 1873 SS K450 GS1	11767				<b>AUSTIC</b>	<b>PP</b> (grey)	<b>EPDM-PP</b> (ivory)	
PP 1873 SS K450 GS1	11767CR	11731CR	11741CR					



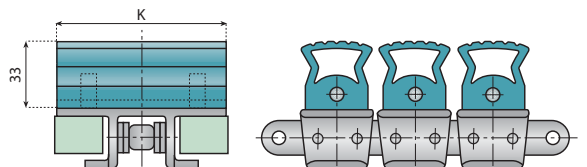
## GS 2 HEAVY APPLICATIONS

CHAIN - REF.	CODE	Kit flight rubber Pin	Only Rubber	K mm	Material			Weight Kg/m
					Roller chain	Plate	Gripper	
LFG 1873 K325 GS2	11775	11732	11742	82	<b>C 45</b>	<b>LFG</b> (grey)	<b>THERMOPLASTIC</b>	4.05
LFG 1873 SS K325 GS2	11776				<b>AUSTIC</b>	<b>PP</b> (grey)	<b>EPDM-PP</b> (ivory)	
PP 1873 SS K325 GS2	11776CR	11732CR	11742CR					
LFG 1873 K450 GS2	11779	11733	11743	114	<b>C 45</b>	<b>LFG</b> (grey)	<b>THERMOPLASTIC</b>	6.45
LFG 1873 SS K450 GS2	11780				<b>AUSTIC</b>	<b>PP</b> (grey)	<b>EPDM-PP</b> (ivory)	
PP 1873 SS K450 GS2	11780CR	11733CR	11743CR					



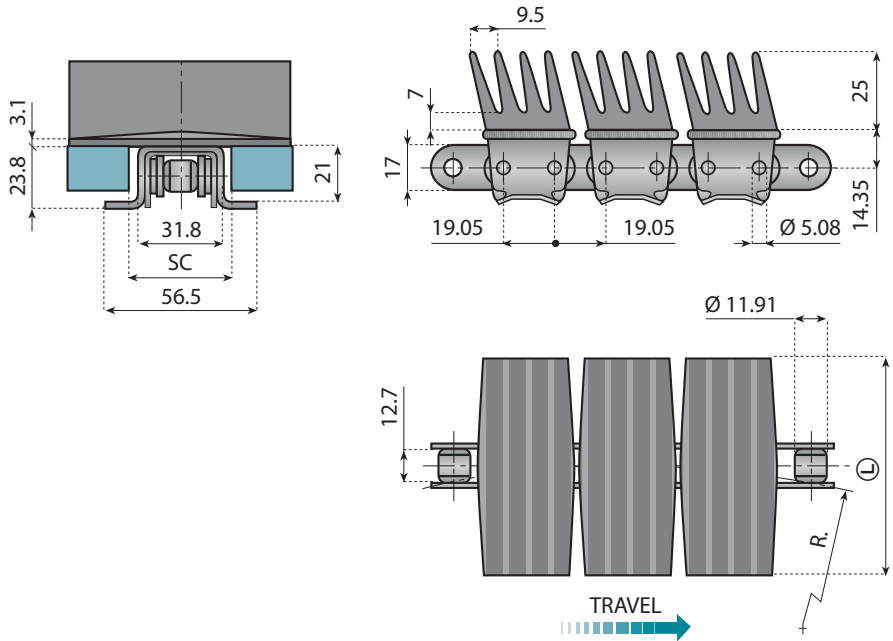
## GS 3 SPECIAL APPLICATIONS

CHAIN - REF.	CODE	Kit flight rubber Pin	Only Rubber	K mm	Material			Weight Kg/m
					Roller chain	Plate	Gripper	
LFG 1873 K325 GS3	11781	11734	11744	82	<b>C 45</b>	<b>LFG</b> (grey)	<b>THERMOPLASTIC</b>	3.95
LFG 1873 SS K325 GS3	11782				<b>AUSTIC</b>	<b>PP</b> (grey)	<b>EPDM-PP</b> (ivory)	
PP 1873 SS K325 GS3	11782CR	11734CR	11744CR					
LFG 1873 K450 GS3	11783	11735	11745	114	<b>C 45</b>	<b>LFG</b> (grey)	<b>THERMOPLASTIC</b>	6.35
LFG 1873 SS K450 GS3	11784				<b>AUSTIC</b>	<b>PP</b> (grey)	<b>EPDM-PP</b> (ivory)	
PP 1873 SS K450 GS3	11784CR	11735CR	11745CR					



## GS 4 SPECIAL APPLICATIONS

CHAIN - REF.	CODE	Kit flight rubber Pin	Only Rubber	K mm	Material			Weight Kg/m
					Roller chain	Plate	Gripper	
LFG 1873 K325 GS4	11785	11728	11746	82	<b>C 45</b>	<b>LFG</b> (grey)	<b>THERMOPLASTIC</b>	4.15
LFG 1873 SS K325 GS4	11786				<b>AUSTIC</b>	<b>PP</b> (grey)	<b>EPDM-PP</b> (ivory)	
PP 1873 SS K325 GS4	11786CR	11728CR	11746CR					
LFG 1873 K450 GS4	11787	11729	11747	114	<b>C 45</b>	<b>LFG</b> (grey)	<b>THERMOPLASTIC</b>	6.55
LFG 1873 SS K450 GS4	11788				<b>AUSTIC</b>	<b>PP</b> (grey)	<b>EPDM-PP</b> (ivory)	
PP 1873 SS K450 GS4	11788CR	11729CR	11747CR					



**Application:**

Elevating and lowering conveyors.

**Characteristics:**

Gripper pads are utilized for a wide range of applications due to their unique mechanical properties. They offer users high laceration and abrasion resistance, good resistance to deformation and excellent resistance to fatigue and heat.

**"NOLU-S" CURVES**  
**ARE STRONGLY RECOMMENDED**  
**WITH THESE CHAINS!**

*On request and for adequate quantities these chains can be produced in:*

EPDM
EPDM Rubber



Pages 4-5



Pages 284



Pages 236



Pages 243



Pages 311-315

CHAIN - REF.	CODE	Material			Breaking load N	Width L		R min.	SC	Weight Kg/m
		Roller Chain	Plate	Rubber		mm	inches			
1874 A K325 GV	11203	<b>C 45</b>	<b>AUSTIC</b>	<b>NBR</b>	27.000	82.5	3/4	380	35	5.8
1874 SS K325 GV	11204	<b>AUSTIC</b>			21.000					
1874 SS K325 GVE	11202	<b>AUSTIC</b>			<b>EPDM</b>					

**Standard length:** 160 pitches (10 Ft - 3.048 m) 80 Flight

# STRAIGHT RUNNING PLATE TOP CHAINS

Series

[843](#) - [845](#) - [863](#)

Pages

68 → 70

# SIDEFLEXING PLATE TOP CHAINS

Series

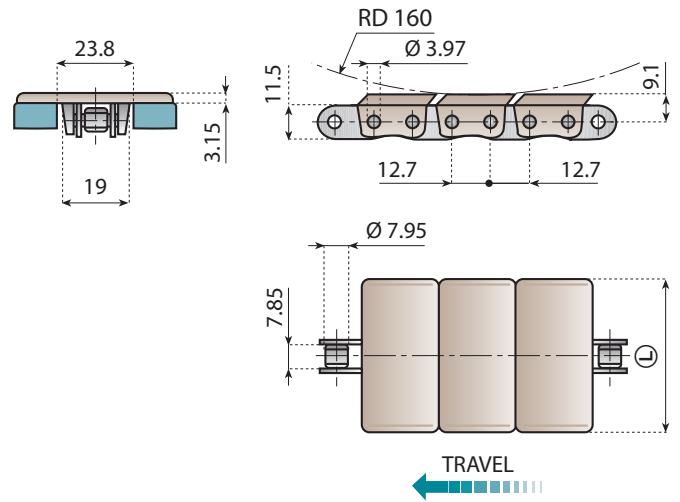
[1843](#) - [1863](#) - [1873](#) - [1883](#)

Pages

71 → 73

## ALL OUR PLATE TOP CHAINS OFFER:

- *HIGH SPEED*
- *VERY HIGH LOADS*
- *LONGER CONVEYORS*
- *EASY MAINTENANCE*
- *FLIGHTS REMOVABLE*
- *LOWER NOISE*
- *NO CHAIN ELOGATION*



**Advantages:**

- Small pitch
- Reduced chordal effect
- Reduced sprocket diameter

*On request and for adequate quantities these chains can be produced in:*

<b>D</b>
Grey Acetal Resin



Pages 4-5



Pages 284



Pages 311 → 315

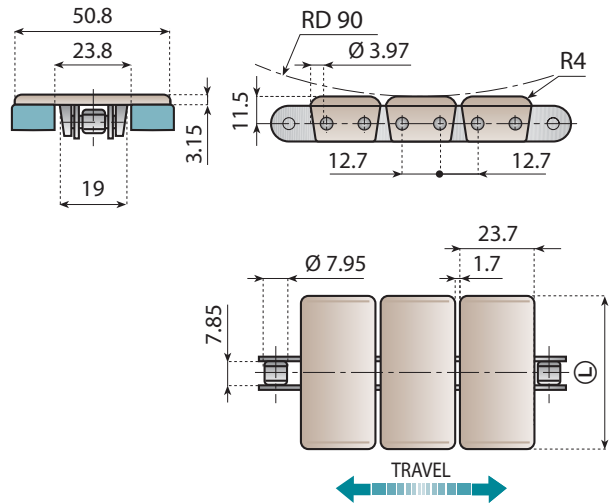
CHAIN - REF.	CODE	Material		Breaking load N	Width L		Weight Kg/m	
		Roller chain	Top plate		mm	inch.		
LF 843 K100	11593	<b>C 45</b>	<b>LF</b> Brown	16.900	25.4	1	0.82	
LF 843 K125	11720				31.8	1 1/4	0.83	
LF 843 K138	11614				34.9	1 3/8	0.83	
LF 843 K144	11615				36.5	1 7/16	0.84	
LF 843 K200	11616				50.8	2	0.89	
LF 843 K325	11617				82.5	3 1/4	1.03	
XPG 843 K100	11594G		<b>XPG</b> Dark Grey		16.900	25.4	1	0.82
XPG 843 K125	11721G					31.8	1 1/4	0.83
XPG 843 K138	11517G					34.9	1 3/8	0.83
XPG 843 K144	11595G					36.5	1 7/16	0.84
XPG 843 K200	11518G					50.8	2	0.89
XPG 843 K325	11519G					82.5	3 1/4	1.03
NG 843 K100	11670		<b>NG</b> Green		16.900	25.4	1	0.82
NG 843 K125	11722					31.8	1 1/4	0.83
NG 843 K138	11671					34.9	1 3/8	0.83
NG 843 K144	11672					36.5	1 7/16	0.84
NG 843 K200	11673					50.8	2	0.89
NG 843 K325	11674					82.5	3 1/4	1.03
LF 843 SS K100	11597	<b>AUSTIC</b>	<b>LF</b> Brown	10.690	25.4	1	0.82	
LF 843 SS K125	11723				31.8	1 1/4	0.83	
LF 843 SS K138	11644				34.9	1 3/8	0.83	
LF 843 SS K144	11645				36.5	1 7/16	0.84	
LF 843 SS K200	11646				50.8	2	0.89	
LF 843 SS K325	11647				82.5	3 1/4	1.03	
XPG 843 SS K100	11598G		<b>XPG</b> Dark Grey		10.690	25.4	1	0.82
XPG 843 SS K125	11724G					31.8	1 1/4	0.83
XPG 843 SS K138	11520G					34.9	1 3/8	0.83
XPG 843 SS K144	11599G					36.5	1 7/16	0.84
XPG 843 SS K200	11521G					50.8	2	0.89
XPG 843 SS K325	11522G					82.5	3 1/4	1.03
NG 843 SS K100	11675		<b>NG</b> Green		10.690	25.4	1	0.82
NG 843 SS K125	11725					31.8	1 1/4	0.83
NG 843 SS K138	11676					34.9	1 3/8	0.83
NG 843 SS K144	11677					36.5	1 7/16	0.84
NG 843 SS K200	11678					50.8	2	0.89
NG 843 SS K325	11679					82.5	3 1/4	1.03

Standard length: 240 pitches (10 ft. - 3.048 m) 120 Flights

Breaking Load according to Standard ISO 4348 - DIN 8153

# STRAIGHT RUNNING PLASTIC PLATE TOP CHAINS WITH BASE ROLLER CHAINS 12.7 MM (1/2") PITCH

845



### Advantages:

- High speed
- Low noise
- Small pitch
- Reduced chordal effect
- Reduced sprocket diameter
- Easy maintenance
- Plastic flights removable
- High loads

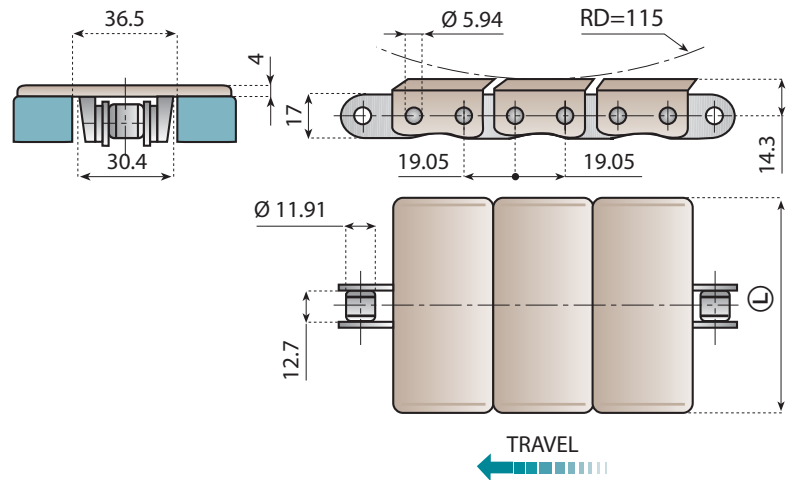


CHAIN - REF.	CODE	CODE		Breaking load N	Width L		Weight Kg/m
		Roller chain	Top plate		mm	inch.	
LF 845 SS K 200-298 LINKS	11445 / 298	<b>SS</b>	<b>LF</b>	10.690	50.8	2	0.89
LF 845 SS K 200-300 LINKS	11445 / 300		Braun				

Standard length: 240 pitches (10 Ft - 3.048 m) 120 Flights

Breaking Load according to Standard ISO 4348 - DIN 8153

**STRAIGHT RUNNING PLATE TOP CHAINS WITH BASE ROLLER CHAINS 19.05 MM (3/4") PITCH**



**Descriptions:**

Combining the carrying capacity of a high quality base roller chain with the smoothness and flatness of the thermoplastic flights, allows for greater conveyor design freedom with these chains, increased conveyor lengths and faster speeds are possible.

*On request and for adequate quantities these chains can be produced in:*

<b>D</b>
Grey Acetal Resin



Pages 4-5



Pages 284



Pages 311-315

CHAIN - REF.	CODE	Material		Breaking load N	Width L		Weight Kg/m
		Roller chain	Top plate		mm	inch.	
LF 863 K325	11622	<b>C 45</b>	<b>LF</b> Brown	38.000	82.5	3.1/4	2.10
LF 863 K450	11623				114.3	4.1/2	2.23
LF 863 K600	11624				152.4	6	2.53
LF 863 K750	11625				190.5	7.1/2	2.68
XPG 863 K325	11523G				82.5	3.1/4	2.10
XPG 863 K450	11524G				114.3	4.1/2	2.23
XPG 863 K600	11525G		152.4		6	2.53	
XPG 863 K750	11526G		190.5		7.1/2	2.68	
NG 863 K325	11680		82.5		3.1/4	2.10	
NG 863 K450	11681		114.3		4.1/2	2.23	
NG 863 K600	11682		152.4		6	2.53	
NG 863 K750	11683		190.5		7.1/2	2.68	
LF 863 SS K325	11652	<b>AUSTIC</b>	<b>LF</b> Brown	30.000	82.5	3.1/4	2.10
LF 863 SS K450	11653				114.3	4.1/2	2.23
LF 863 SS K600	11654				152.4	6	2.53
LF 863 SS K750	11655				190.5	7.1/2	2.68
XPG 863 SS K325	11527G				82.5	3.1/4	2.10
XPG 863 SS K450	11528G				114.3	4.1/2	2.23
XPG 863 SS K600	11529G		152.4		6	2.53	
XPG 863 SS K750	11530G		190.5		7.1/2	2.68	
NG 863 SS K325	11684		82.5		3.1/4	2.10	
NG 863 SS K450	11685		114.3		4.1/2	2.23	
NG 863 SS K600	11686		152.4		6	2.53	
NG 863 SS K750	11687		190.5		7.1/2	2.68	

Standard length: 160 pitches (10 ft. - 3.048 m) 80 Flights

Breaking Load according to Standard ISO 4348 - DIN 8153

# SIDEFLEXING OVERLAPPING PLATE TOP CHAINS WITH BASE ROLLER CHAINS 12.7 MM (1/2") PITCH

1843

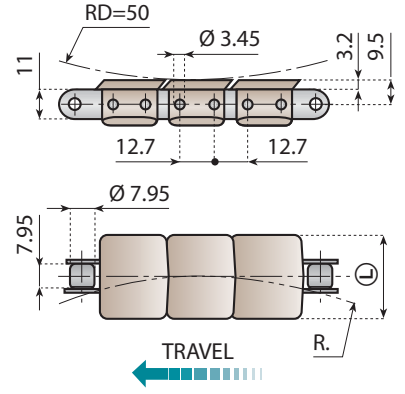
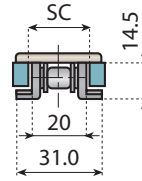


**Advantages:**

- Small pitch
- Reduced chordal effect
- Reduced sprocket diameter
- Continuous flat conveying surface.

**Standard length:**

240 pitches (10 Ft - 3,048 m)  
120 flights



**"NOLU-S" CURVES**  
**ARE STRONGLY RECOMMENDED**  
**WITH THESE CHAINS!**

On request and for adequate quantities these chains can be produced in:

<b>AS</b>	<b>D</b>
Anti-static Acetal Resin	Grey Acetal Resin

**MATERIAL** Pages 4-5

**GEAR** Pages 284

**CONVEYOR** Pages 238

**CONVEYOR** Pages 245

**LABORATORY** Pages 311 → 315

CHAIN - REF.	CODE	Material		Breaking load N	Width L		R min.	SC	Weight Kg/m
		Roller chain	Top plate		mm	inches			
LF 1843 K125	11543	<b>C 45</b>	<b>LF</b> Brown	13.000	31.8	1 1/4	254	22.3	0.74
LF 1843 K200	11429				50.8	2			0.89
XPG 1843 K125	11544G		<b>XPG</b> Dark Grey		31.8	1 1/4			0.74
XPG 1843 K200	11430G				50.8	2			0.89
NG 1843 K125	11425		<b>NG</b> Green		31.8	1 1/4			0.74
NG 1843 K200	11431				50.8	2			0.89
LF 1843 SS K125	11545	<b>AUSTIC</b>	<b>LF</b> Brown	10.000	31.8	1 1/4			0.74
LF 1843 SS K200	11433				50.8	2			0.89
XPG 1843 SS K125	11546G		<b>XPG</b> Dark Grey		31.8	1 1/4			0.74
XPG 1843 SS K200	11434G				50.8	2			0.89
NG 1843 SS K125	11426		<b>NG</b> Green		31.8	1 1/4			0.74
NG 1843 SS K200	11435				50.8	2			0.89

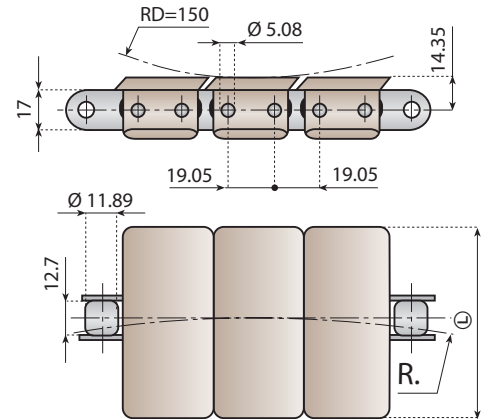
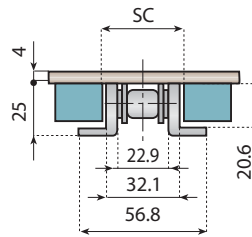
# SIDEFLEXING OVERLAPPING PLATE TOP CHAINS WITH BASE ROLLER CHAINS 19.05 MM (3/4") PITCH

1863



**Advantages:**

- Overlapping flights reduce gap between flights and assure better product stability
- Improved safety because of the reduced flights gap on both the straight and curved sections of the conveyor
- Interchangeable with 1873 series



**"NOLU-SR" CURVES**

**ARE STRONGLY RECOMMENDED**  
**WITH THESE CHAINS!**

**MATERIAL** Pages 4-5

**GEAR** Pages 284

**CONVEYOR** Pages 236

**CONVEYOR** Pages 243

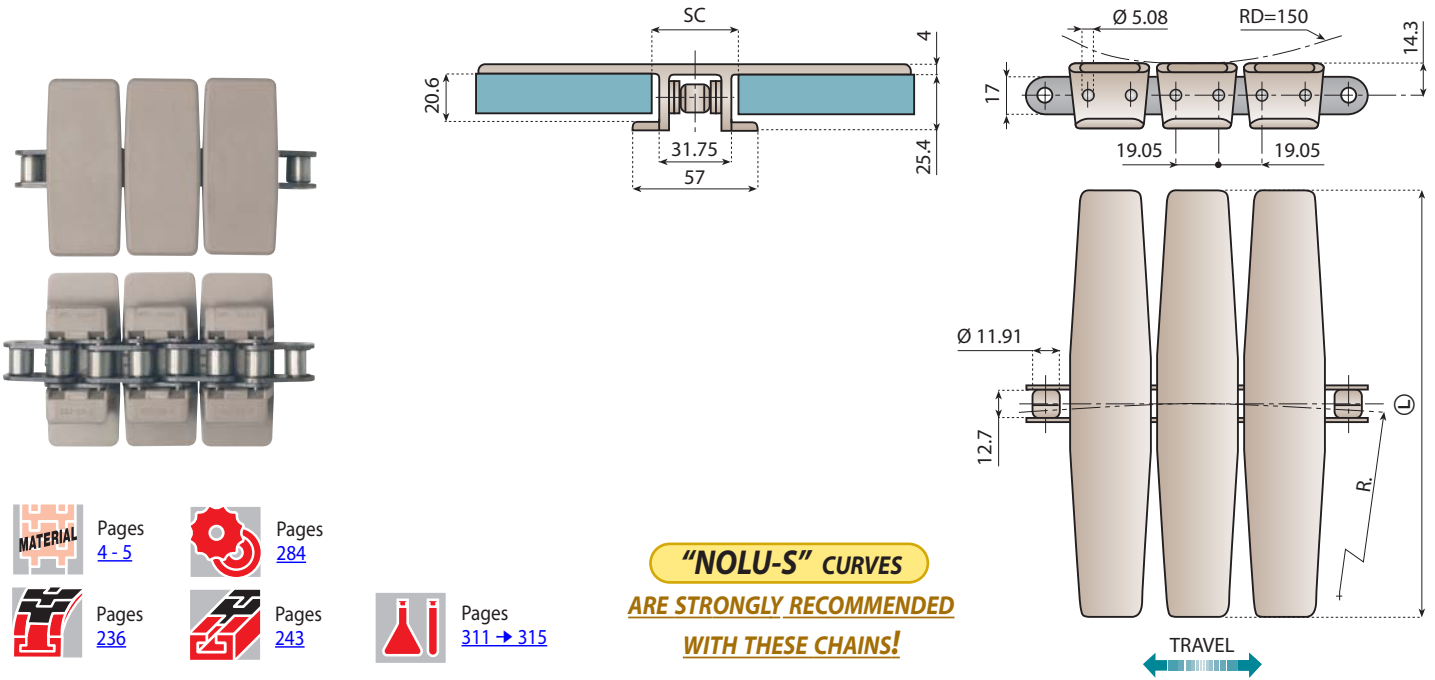
**LABORATORY** Pages 311 → 315

CHAIN - REF.	CODE	Material		Breaking load N	Width L		R min.	SC		Weight Kg/m
		Roller chain	Top plate		mm	inches		Straight	Curving	
LF 1863 K225	11547	<b>C 45</b>	<b>LF</b> Brown	27.000	57.2	2 1/4	380	33.3	35	2.00
XPG 1863 K225	11552G		<b>XPG</b> Dark Grey							
NG 1863 K225	11710		<b>NG</b> Grey							
LF 1863 SS K225	11557	<b>AUSTIC</b>	<b>LF</b> Brown	21.000						
XPG 1863 SS K225	11562G		<b>XPG</b> Dark Grey							
NG 1863 SS K225	11711		<b>NG</b> Grey							

Standard length: 160 pitches (10 ft. - 3.048 m) 80 flights

Breaking Load according to Standard ISO 4348 - DIN 8153

# 1873 SIDEFLEXING PLATE TOP CHAINS WITH BASE ROLLER CHAINS 19.05 MM (3/4") PITCH



**MATERIAL** Pages 4-5

Pages 284

Pages 236

Pages 243

Pages 311 → 315

**"NOLU-S" CURVES**  
ARE STRONGLY RECOMMENDED  
WITH THESE CHAINS!

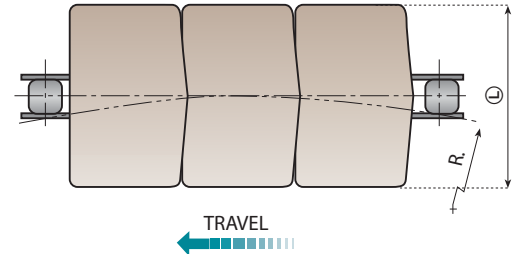
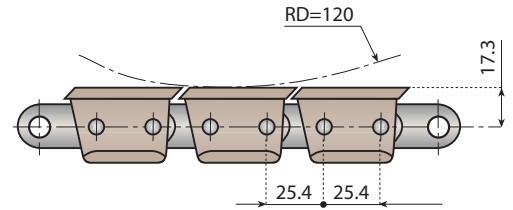
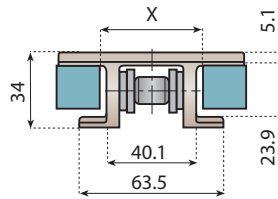

CHAIN - REF.	CODE	Material		Breaking load N	Width L		R min.	SC		Weight Kg/m										
		Roller chain	Plate		mm	inches		Straight	Curving											
LF 1873 K225	11633	C45	LF Brown	27.000	57.1	2 1/4	380	33.3	35	2.00										
LF 1873 K325	11634				82.5	3 1/4														
LF 1873 K450	11635				114.3	4 1/2														
LF 1873 K600	11636				152.4	6	500				2.40									
LF 1873 K750	11637				190.5	7 1/2					2.60									
LF 1873 K1000	11638				254.0	10					2.80									
LF 1873 K1200	11639				304.8	12	610				3.00									
XPG 1873 K225	11706G				XPG Dark Grey	27.000	57.1				2 1/4	380	33.3	35	2.00					
XPG 1873 K325	11531G						82.5				3 1/4									
XPG 1873 K450	11532G		114.3				4 1/2													
XPG 1873 K600	11533G		152.4				6				500	2.40								
XPG 1873 K750	11534G		190.5				7 1/2					2.60								
XPG 1873 K1000	11535G		254.0				10					2.80								
XPG 1873 K1200	11536G		304.8				12				610	3.00								
NG 1873 K225	11707		NG Green				27.000				57.1	2 1/4				380	33.3	35	2.00	
NG 1873 K325	11688										82.5	3 1/4								
NG 1873 K450	11689				114.3	4 1/2														
NG 1873 K600	11690				152.4	6					500	2.40								
NG 1873 K750	11691	190.5		7 1/2	2.60															
NG 1873 K1000	11692	254.0		10	2.80															
NG 1873 K1200	11693	304.8		12	610	3.00														
LF 1873 SS K225	11663	AUSTIC		LF Brown	21.000	57.1		2 1/4	380	33.3	35	2.00								
LF 1873 SS K325	11664					82.5		3 1/4												
LF 1873 SS K450	11665		114.3			4 1/2														
LF 1873 SS K600	11666		152.4			6	500	2.40												
LF 1873 SS K750	11667		190.5			7 1/2		2.60												
LF 1873 SS K1000	11668		254.0			10		2.80												
LF 1873 SS K1200	11669		304.8			12	610	3.00												
XPG 1873 SS K225	11708G		XPG Dark Grey			21.000	57.1	2 1/4	380				33.3	35	2.00					
XPG 1873 SS K325	11537G						82.5	3 1/4												
XPG 1873 SS K450	11538G						114.3	4 1/2												
XPG 1873 SS K600	11539G						152.4	6	500							2.40				
XPG 1873 SS K750	11540G						190.5	7 1/2								2.60				
XPG 1873 SS K1000	11541G						254.0	10								2.80				
XPG 1873 SS K1200	11542G						304.8	12	610							3.00				
NG 1873 SS K225	11709						NG Green	21.000	57.1							2 1/4	380	33.3	35	2.00
NG 1873 SS K325	11694			82.5					3 1/4											
NG 1873 SS K450	11695			114.3					4 1/2											
NG 1873 SS K600	11696			152.4					6							500	2.40			
NG 1873 SS K750	11697			190.5					7 1/2								2.60			
NG 1873 SS K1000	11698			254.0					10								2.80			
NG 1873 SS K1200	11699			304.8					12							610	3.00			

Standard length: 160 pitches (10 ft. - 3.048 m) 80 flights

Breaking Load according to Standard ISO 4348 - DIN 8153

# SIDEFLEXING OVERLAPPING PLATE TOP CHAINS WITH BASE ROLLER CHAINS 25.4 MM (1") PITCH

1883



**"NOLU-S" CURVES**  
**ARE STRONGLY RECOMMENDED**  
**WITH THESE CHAINS!**

**Advantages:**

- Overlapping flights reduce gap between flights and assure better product stability
- Improved safety because of the reduced flights gap on both the straight and curved sections of the conveyor

*On request and for adequate quantities these chains can be produced in:*

<b>D</b>
Grey Acetal Resin



Pages [4-5](#)



Pages [284](#)



Pages [238](#)



Pages [246](#)



Pages [311 → 315](#)

CHAIN - REF.	CODE	Material		Breaking load N	Width L		R min.	SC	Weight Kg/m
		Roller chain	Plate		mm	inches			
LF 1883 K325	<b>11850</b>	<b>C45</b>	<b>LF</b> Brown	55.000	82.5	3/4	715	44	3.44
XPG 1883 K325	<b>11851G</b>		<b>XPG</b> Dark Grey						
NG 1883 K325	<b>11852</b>		<b>NG</b> Grey						

**Standard length:** 120 pitches (10 ft. - 3.048 m) 60 flights

Breaking Load according to Standard ISO 4348 - DIN 8153



# PLASTIC MULTIFLEX CHAINS

Series

Pages

[1700 - 1702 - 1701 TAB - 1701 TAB OP](#)

[1702 M - HMGK 50 - HMGK 50 FN](#)

[HMGK 50 MS - HMGK 50P](#)

[HMGK 50 TAB M - HMGK TAB P](#)

[HMGK 50 H - HMGK 50 TAB H](#)

[7000 - 7000 TAB - 7001 - 7001 TAB](#)

[7005 - 7005 TAB](#)

76 → 82

## APPLICATION:

- DAIRY INDUSTRY CONVEYING OF MILK CARTONS
- ELEVATION OR LOWERING PRODUCTS WITH POSSIBILITY OF ACCUMULATION
- PRESERVING AND MECHANICAL INDUSTRIES

## ADVANTAGES:

- MULTI-DIRECTIONAL FLEXIBILITY
- SMALL SIDEFLEXING RADIUS
- HIGH WORKING LOAD
- CONSISTENT HIGH QUALITY
- LONG WEAR LIFE
- LOW COEFFICIENT OF FRICTION

# CRATE CONVEYOR CHAINS

Series

Pages

[CC 600 - CC 600 TAB - CC 600 P](#)

[CC 600 TAB P - CC 600 F - CC 631 TAB](#)

83 → 84

[CC 1400 - CC 1400 TAB - CC 1431 TAB](#)

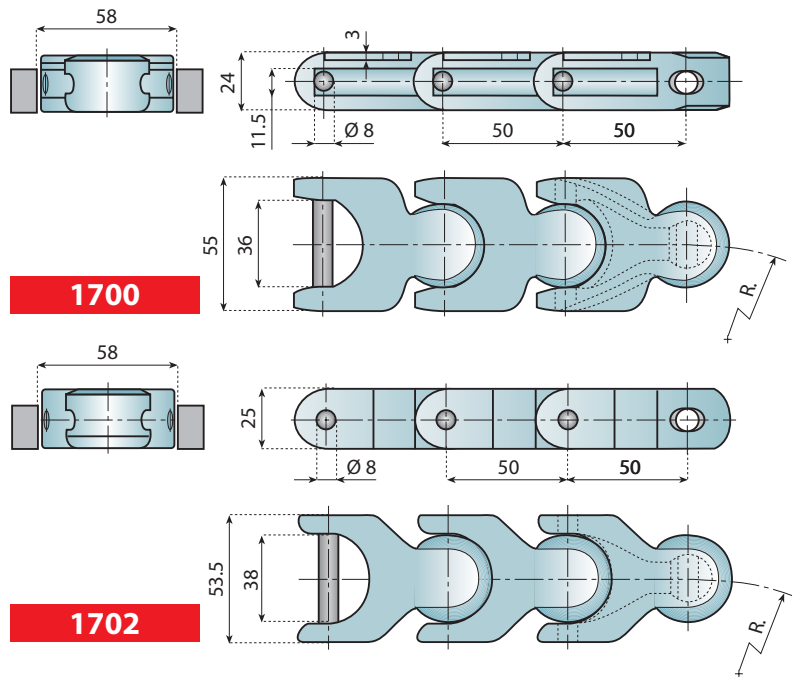

85

## APPLICATION:

- TRANSPORTATION OF PLASTIC CRATES
- GENERAL PURPOSE CONVEYING APPLICATIONS

## ADVANTAGES:

- HIGH STRENGTH
- CURVING RADIUS CAPABILITY
- VERY HIGH WEAR RESISTANCE



CHAIN - REF.	CODE	Material		R min.	Breaking Load N	Weight Kg/m
		Plate	Pin			
D-1700	11950	<b>D</b>	<b>SS</b>	150	8500	1.25
W-1700	11951	<b>W</b>				
LF-1700	11952	<b>LF</b>				
LFW-1700	11953	<b>LFW</b>				
NG-1700	11948	<b>NG</b>				
D-1702	11949	<b>D</b>				
LF-1702	11954	<b>LF</b>	9500	1.40		
LFW-1702	11955	<b>LFW</b>				
NG-1702	11984	<b>NG</b>				



Pages 4-5



Page 239



Pages 306 - 307



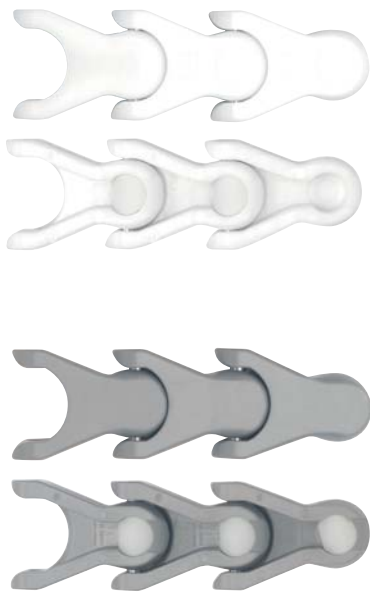
Pages 282



Page 247

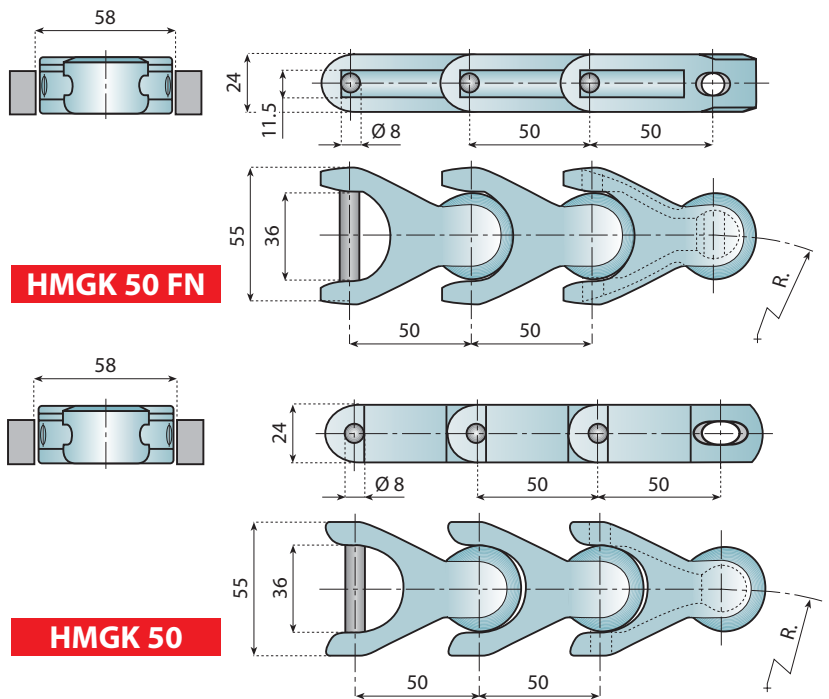


Pages 311 → 315



**HMGK 50 FN** is identical to series 1700 Chains but has no overlapping top plate

**HMGK 50** is identical to series 1700 Chains but does not have sideslots or overlapping top plate




CHAIN - REF.	CODE	Material		R min.	Breaking Load N	Weight Kg/m
		Plate	Pin			
W-HMGK 50 FN	11961	<b>W</b>	<b>SS</b>	130	8500	1.25
D-HMGK 50	11962	<b>D</b>		145		
W-HMGK 50	11963	<b>W</b>		145		

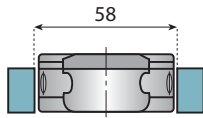
Standard length: 61 pitches (10 Ft - 3.05 m)

# MULTIFLEX CHAINS

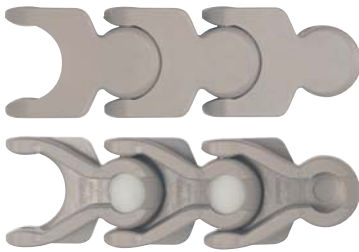
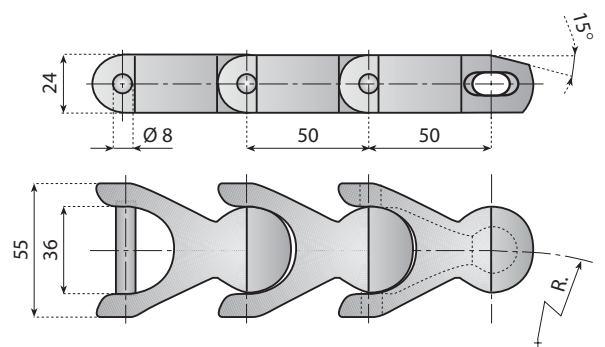
# HMGK 50 MS - HMGK 50 P



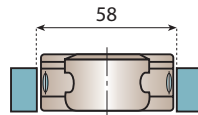
**HMGK 50 MS** is identical to series HMGK 50 but as an additional feature a bevelled top plate



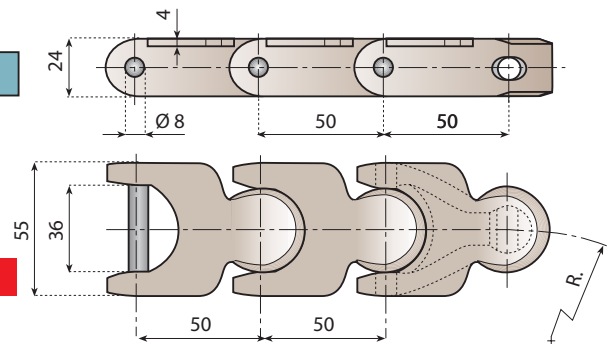
**HMGK 50 MS**



**HMGK 50 P** identical to series 1700 chain but has no sideslots for guiding



**HMGK 50 P**



**MATERIAL** Pages 4-5

Page 239

Pages 306-307

Pages 282


Page 247

Pages 311 → 315

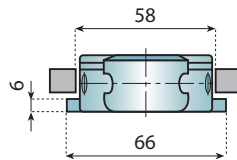
CHAIN - REF.	CODE	Material		R min.	Breaking Load N	Weight Kg/m
		Plate	Pin			
D-HMGK 50 MS	11960	<b>D</b>	<b>SS</b>	145	8500	1.35
LF-HMGK 50 P	11982	<b>LF</b>	<b>SS</b>	135	8500	1.45

# MULTIFLEX CHAINS

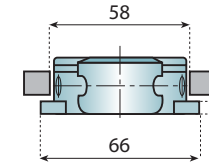

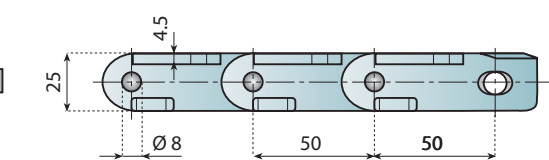
# 1701 TAB - 1701 TAB OP



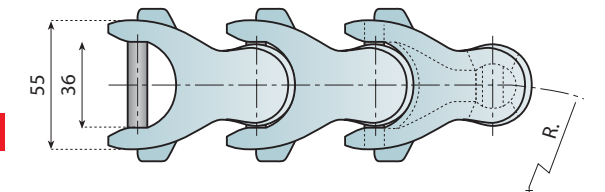
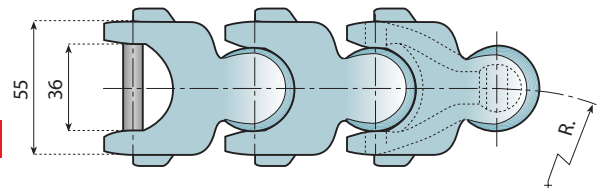
**1701 TAB** and **1701 TAB OP** have identical dimensions as 1700 series but include TAB configuration to hold down chains especially in curves.



**1701 TAB**



**1701 TAB OP**



**MATERIAL** Pages 4-5

Page 239

Pages 308-309

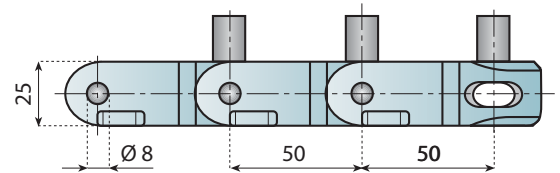
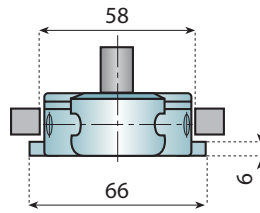

Pages 282

Page 246

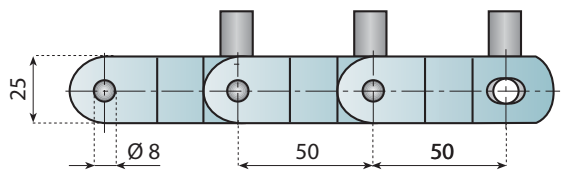
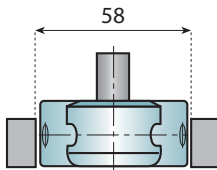
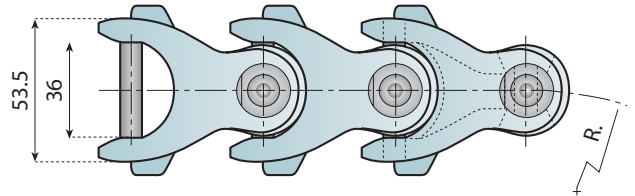
Pages 311 → 315

CHAIN - REF.	CODE	Material		R min.	Breaking Load N	Weight Kg/m
		Plate	Pin			
LF-1701 TAB	11956	<b>LF</b>	<b>SS</b>	150	9500	1.45
LFW-1701 TAB	11957	<b>LFW</b>				
NG-1701 TAB	11983	<b>NG</b>				
LF-1701 TAB OP	11958	<b>LF</b>	<b>SS</b>	150	9500	1.40
LFW-1701 TAB OP	11959	<b>LFW</b>				

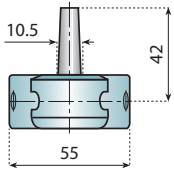
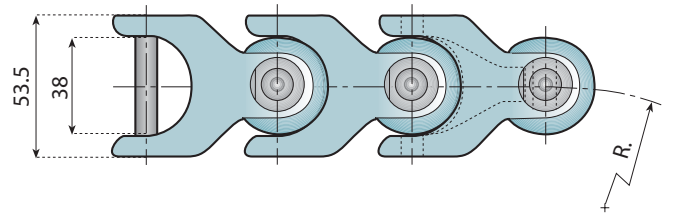
Standard length: 61 pitches (10 Ft - 3.05 m)



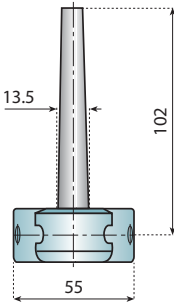
1701 TAB OP M



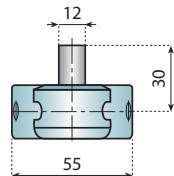
1702 M



M1 (pusher white)



M2 (pusher white)



M3 (pusher white)

Pages 4-5

Pages 282

Page 239

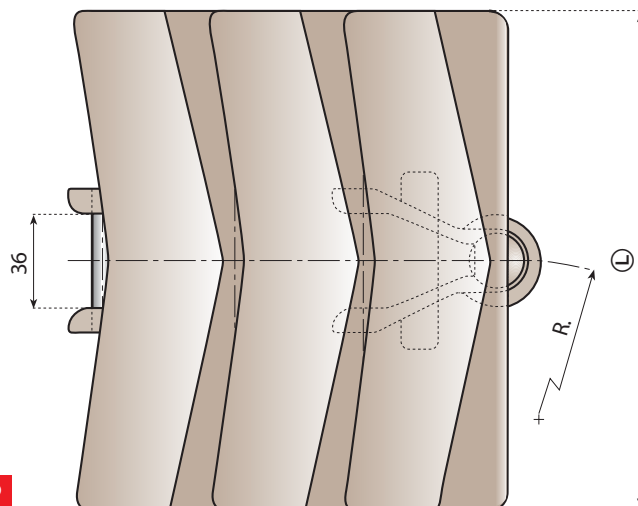
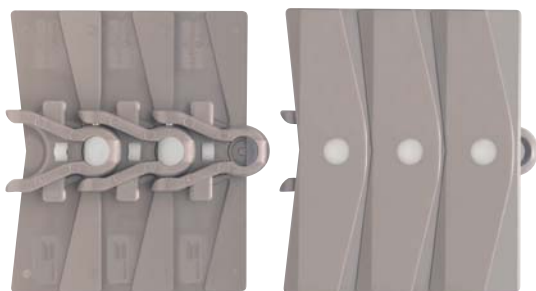
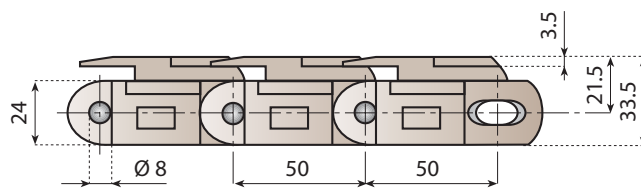
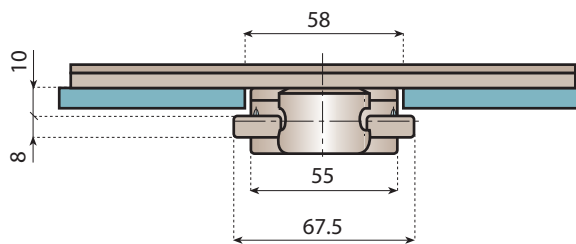
Page 246

Pages 306 → 309

Pages 311 → 315

CHAIN - REF.	CODE	Material		Pusher type	R min.	Breaking Load N	Weight Kg/m
		Plate	Pin				
LFW-1701 TAB OP M1	11964	LFW	SS	M1	150	9500	2.0
LFW-1701 TAB OP M2	11965			M2			2.3
LFW-1701 TAB OP M3	11966			M3			1.6
LFW-1702 M1	11967			M1			2.0
LFW-1702 M2	11968			M2			2.3
LFW-1702 M3	11969			M3			1.6

Standard length: 61 pitches (10 Ft - 3.05 m)



**HMGK 50 TAB P**

 Page [240](#)

 Pages [4-5](#)

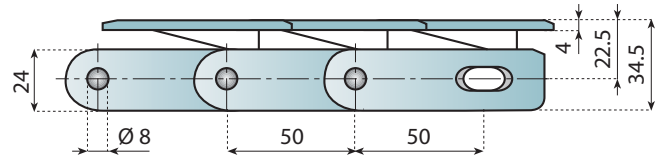
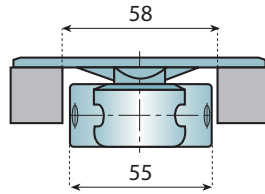
 Page [248](#)

 Pages [282](#)

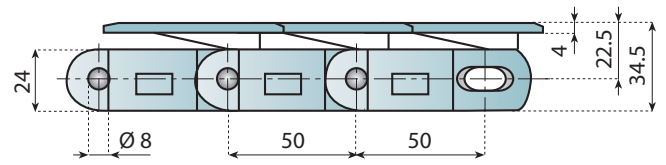
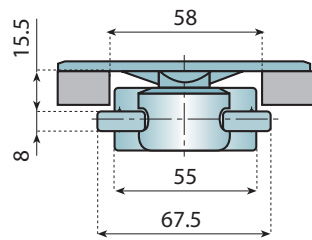
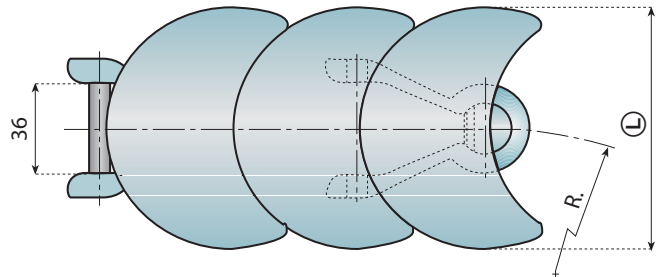
 Pages [311-315](#)

CHAIN - REF.	CODE	Material		R min.	L mm	Breaking Load N	Weight Kg/m
		Plate	Pin				
LF-HMGK 50 TAB P1	<b>11976</b>	<b>LF</b>	<b>SS</b>	550	191	10500	2.5
LF-HMGK 50 TAB P2	<b>11977</b>				254		2.9

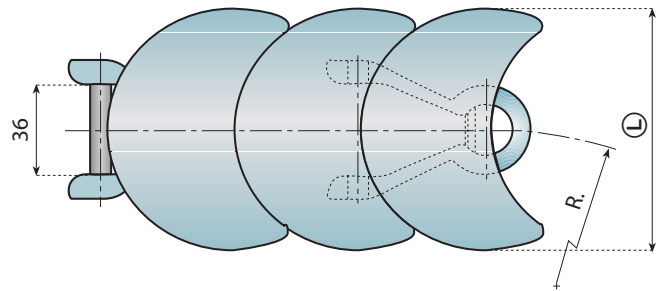
**Standard length:** 61 pitches (10 Ft - 3.05 m)



**HMGK 50 H**



**HMGK 50 TAB H**



**MATERIAL** Pages 4-5

Page 247

Pages 282

Pages 306

Page 240

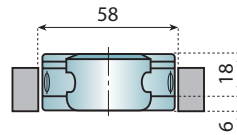

Pages 311 → 315

CHAIN - REF.	CODE	Material		R min.	L mm	Breaking Load N	Weight Kg/m
		Plate	Pin				
D-HMGK 50 H1	11880	D	SS	160	95	10500	1.92
D-HMGK 50 H2	11978			500	190		2.35
LFW-HMGK 50 H1	11890	LFW		160	95		1.92
LFW-HMGK 50 H2	11979			500	190		2.35
D-HMGK 50 TAB H1	11900	D		160	95		1.92
D-HMGK 50 TAB H2	11980			500	190		2.35
LFW-HMGK 50 TAB H1	11910	LFW		160	95		1.92
LFW-HMGK 50 TAB H2	11981			500	190		2.35

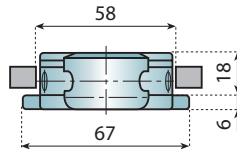
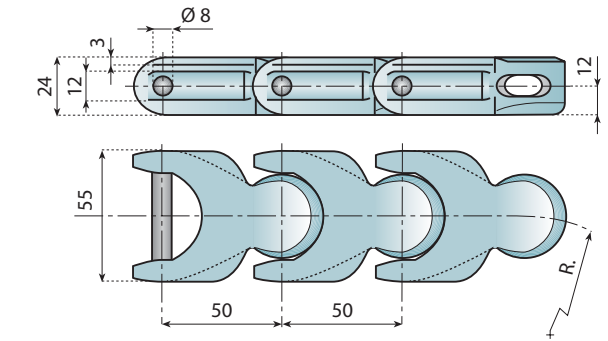
**Standard length: 61 pitches (10 Ft - 3.05 m)**

# MULTIFLEX CHAINS

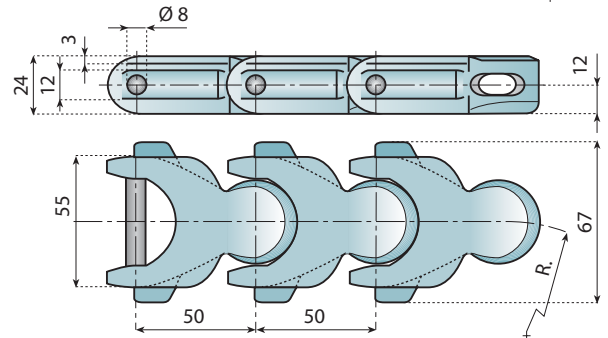
# 7000 - 7000 TAB



**7000**



**7000 TAB**



Pages 4-5



Pages 246-247



Pages 282



Pages 306-309



Pages 239

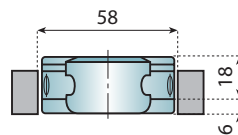



Pages 311-315

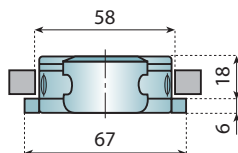
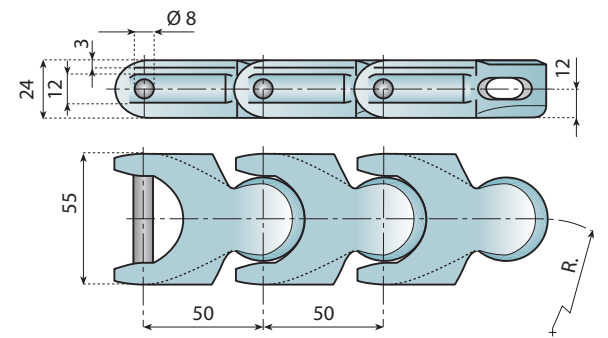
CHAIN - REF.	CODE	Material		Breaking Load N	R min.	Weight Kg/m
		Plate	Pin			
D-7000 SS	11344	D	SS	8.500	140	1.27
D-7000 ZN	11346		ZN			
LFW-7000	11347	LFW	SS			
D-7000 TAB SS	11253	D	SS			1.32
D-7000 TAB ZN	11254		ZN			
LFW-7000 TAB	11255	LFW	SS			

# MULTIFLEX CHAINS

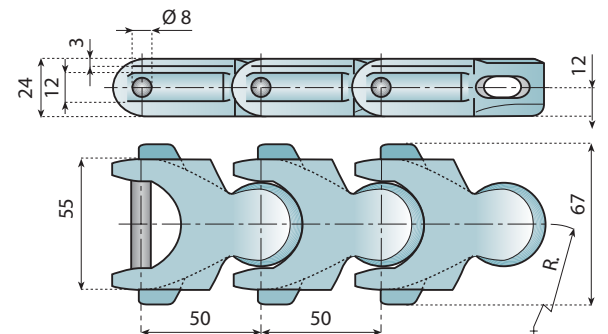
# 7001 - 7001 TAB



**7001**



**7001 TAB**



Pages 4-5



Pages 246-247



Pages 282



Pages 306-309



Pages 239

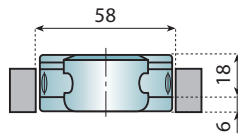



Pages 311-315

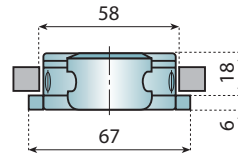
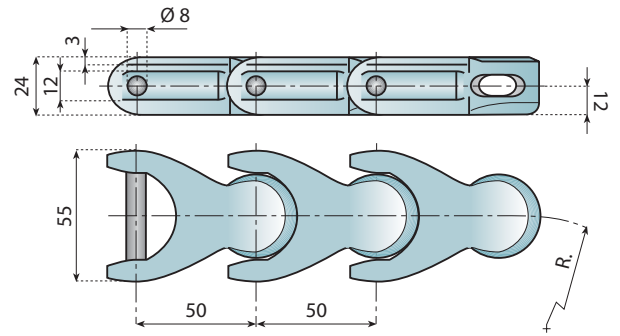
CHAIN - REF.	CODE	Material		Breaking Load N	R min.	Weight Kg/m
		Plate	Pin			
D-7001 SS	11348	D	SS	8.500	140	1.28
D-7001 ZN	11350		ZN			
LFW-7001	11351	LFW	SS			
D-7001 TAB SS	11256	D	SS			1.33
D-7001 TAB ZN	11257		ZN			
LFW-7001 TAB	11258	LFW	SS			

Standard length: 61 pitches (10 ft. - 3.05 m)

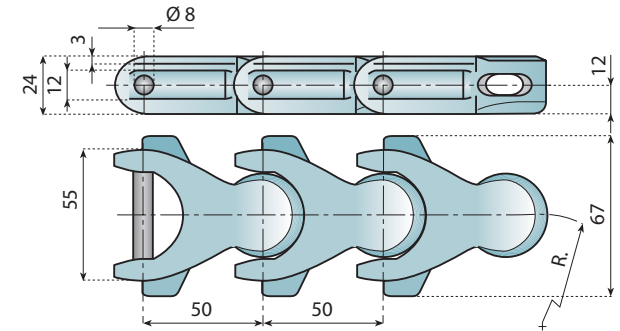
Breaking Load according to Standard ISO 4348 - DIN 8153




7005




7005 TAB



**MATERIAL** Pages [4-5](#)

 Pages [246-247](#)

 Pages [282](#)

 Pages [306-309](#)

 Pages [239](#)

 Pages [311-315](#)

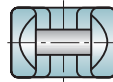

CHAIN - REF.	CODE	Material		Breaking Load N	R min.	Weight Kg/m
		Plate	Pin			
D-7005 SS	11352	<b>D</b>	<b>SS</b>	8.500	140	1.25
D-7005 ZN	11353		<b>ZN</b>			
LFW-7005	11355	<b>LFW</b>	<b>SS</b>			
D-7005 TAB SS	11250	<b>D</b>	<b>SS</b>			1.30
D-7005 TAB ZN	11251		<b>ZN</b>			
LFW-7005 TAB	11252	<b>LFW</b>	<b>SS</b>			

Standard length: 61 pitches (10 ft. - 3.05 m)

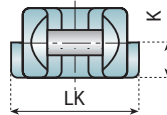

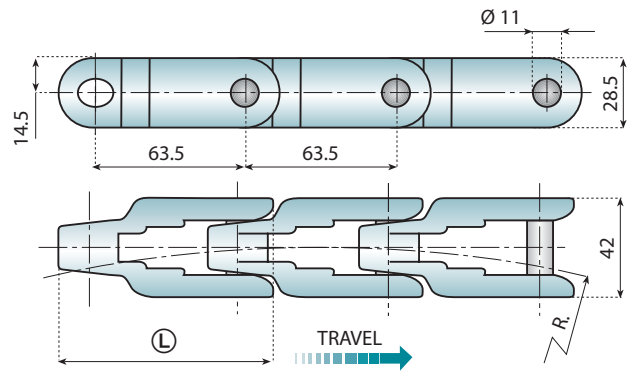
Breaking Load according to Standard ISO 4348 - DIN 8153

# CRATE CONVEYOR CHAINS

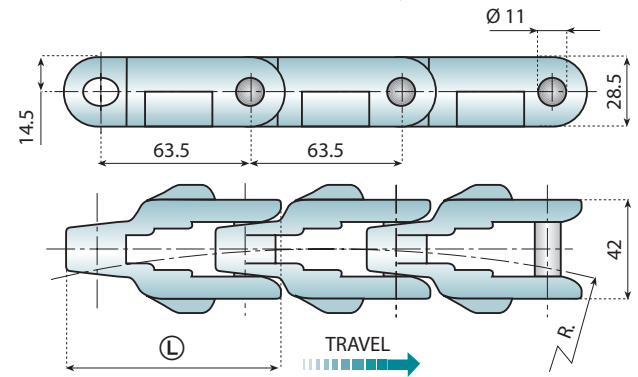
# CC 600 - CC 600 TAB



**CC 600**



**CC 600 TAB**



Pages 4-5



Pages 283



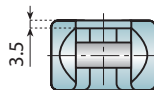

Pages 311-315

<b>CI</b>
Cast Iron

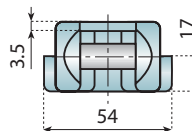

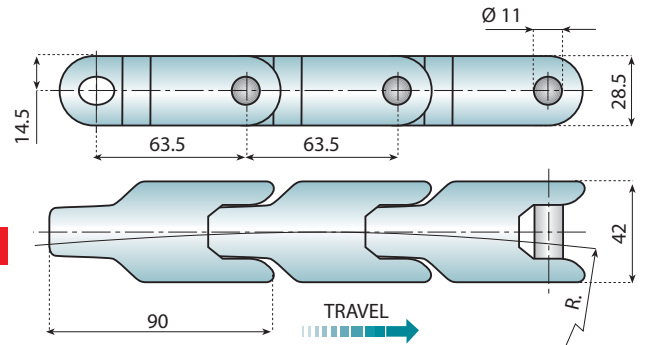
CHAIN - REF.	CODE	Material		R min.	L mm	K mm	LK mm	Breaking Load N	Weight Kg/m
		Plate	Pin						
C 600	11025	<b>CI</b>	<b>SS</b>	760	92	14.2	---	55000	5.22
C 600 TAB	11026						53.4		5.70
CC 600	11007	<b>W</b>	<b>SS</b>	700	90	17	---	14000	1.33
CC 600 TAB	11009						54		1.49
NG 600	11027	<b>NG</b>	<b>SS</b>	700	90	17	---	12500	1.33
NG 600 TAB	11028						54		1.49

# CRATE CONVEYOR CHAINS WITH TOP PLATE

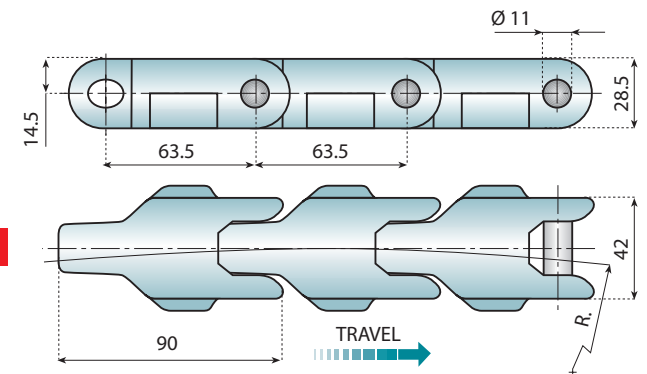
# CC 600 P - CC 600 TAB P



**CC 600 P**



**CC 600 TAB P**



Pages 4-5



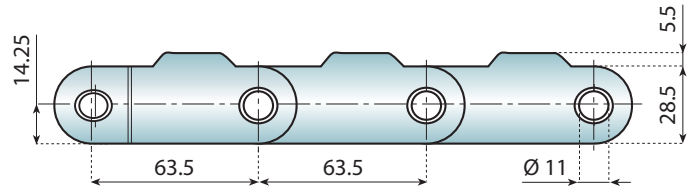
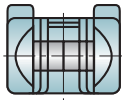

Pages 283



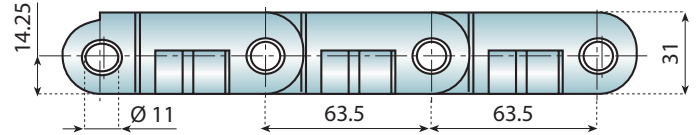
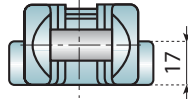
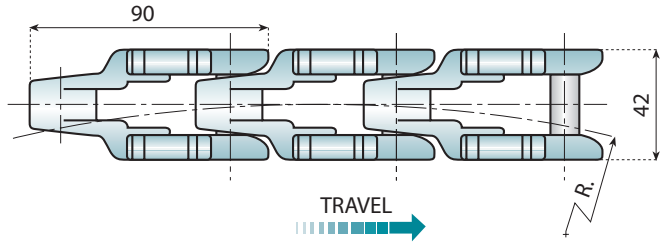
Pages 311-315

CHAIN - REF.	CODE	Material		R min.	Breaking Load N	Weight Kg/m
		Link	Pin			
CC 600 P	11045	<b>W</b>	<b>SS</b>	700	14000	1.40
CC 600 TAB P	11046					1.55

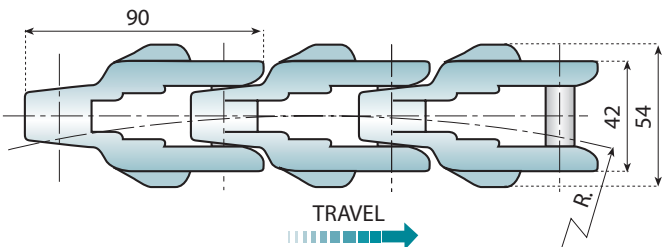
Standard length: 48 pitches (10 Ft - 3.048 m)



CC 600 F



CC 631 TAB



Pages 4-5



Pages 283



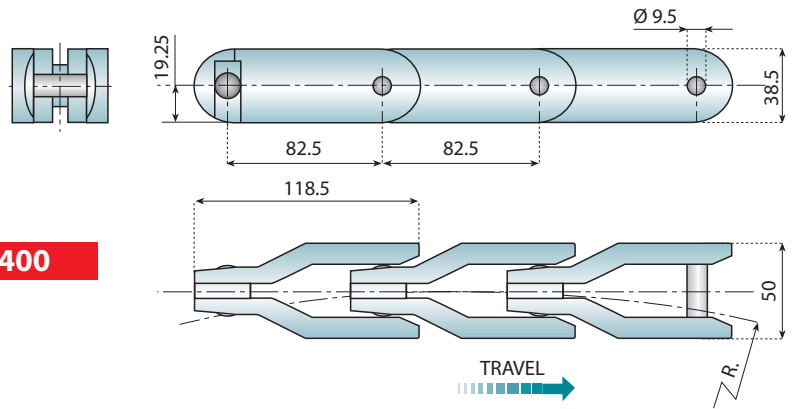
Pages 311 → 315

CHAIN - REF.	CODE	Material		R min.	Breaking Load N	Weight Kg/m
		Plate	Pin			
CC 600 F	11036	<b>W</b>	<b>SS</b>	700	14000	1.41
CC 631 TAB	11037					

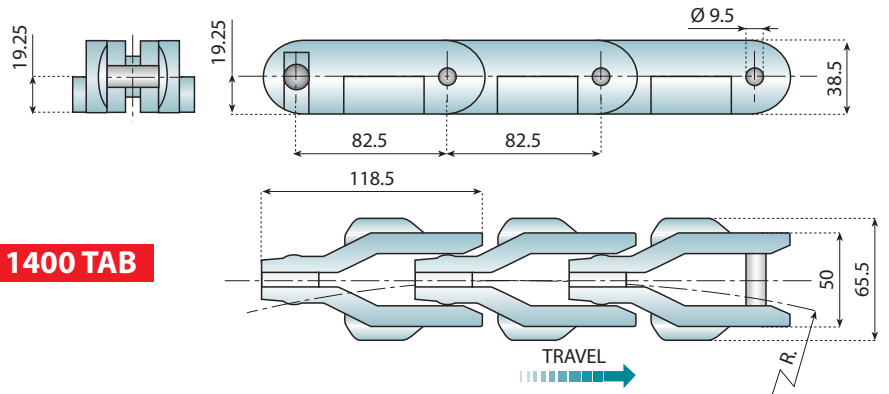
Standard length: 48 pitches (10 Ft - 3.048 m)



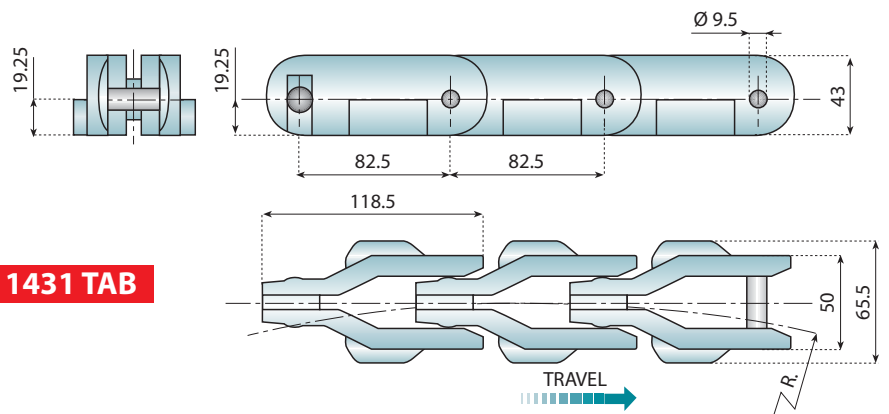
CC 1400



CC 1400 TAB



CC 1431 TAB



Pages 4-5



Pages 283



Pages 311 → 315

CHAIN - REF.	CODE	Material		R min.	Breaking Load N	Weight Kg/m
		Link	Pin			
CC 1400	11096	W	SS	660	18000	3.24
CC 1400 TAB	11098					3.44
CC 1431 TAB	11087					3.44
NG 1400	11097	NG	SS	660	16000	3.24
NG 1400 TAB	11099					3.44
NG 1431 TAB	11088					3.44
CC 1400 R	11096R	W	SS	660	18000	3.24
CC 1400 TAB-R	11098R					3.44
CC 1431 TAB-R	11087R					3.44
NG 1400 R	11097R	NG	Riveted	660	16000	3.24
NG 1400 TAB-R	11099R					3.44
NG 1431 TAB-R	11088R					3.44

Standard length: 37 pitches (10 Ft - 3.05 m)





## PROGRAM

### Flat Top

- The solid surface makes flat top belts suitable for glass bottles and PET bottles with petaloid base.

### Flat top belt is available in:

- Standard version **FT**
- Version with one positioner **FTP1**
- Version with one positioner on both sides **FTP2B**
- Version with two positioners **FTP2**
- Version with two positioners on both sides **FTP2BD**
- Version with two positioners and integrated active transfer plate **FTTP2**



## PROGRAM

### Flush Grid

- Belts with open area are ideal for can conveying applications

### Flush Grid belt is available in:


- Standard version **FG**
- Version with one positioner **FGP1**
- Version with one positioner on both sides **FGP2B**
- Version with two positioners **FGP2**
- Version with two positioners on both sides **FGP2BD**

## BELT WITH GUIDE BAR

The **GB 2120** belts have a guide bar on top of the flat surface. This guide bar can help guiding packed products that are moved off the belt in a sideward direction, e.g. in palletizers. In this way rotation is avoided and the pattern of the packs is maintained.

**BELT WITH GUIDE BAR** is available in:

- Standard version without positioner **GB**. Guide bars can be spaced differently like for example every row, every 2nd row, every 3rd row etc.





Pages  
311 → 315





For further engineering information on application of the specified belts, please contact our Engineering Department.

## GRIP BELT with high friction surface

### BENEFITS AND FEATURES

- Optimum product stability
- Long wearlife
- Declines and inclines up to 20°



### GRIP BELT is available in:

- Standard version without positioner **VG**
- Version with one positioner **VG-P1**
- Version with two positioners **VG-P2**
- Version side indent without positioner **VGS**
- Version side indent with one positioner **VGS-P1**
- Version side indent with two positioners **VGS-P2**


## LBP BELT with low noise accumulation rollers

### BENEFITS AND FEATURES

- Optimum product stability
- Long wearlife
- Low noise rollers

### LBP BELT is available in:

- Standard version without positioner **LBP**
- Version with one positioner **LBP-P1**
- Version with two positioners **LBP-P2**





# PLASTIC MODULAR CONVEYOR BELT

*Series*

*Pages*

[2120 FT](#)

90 → 100

[2120 FG](#)

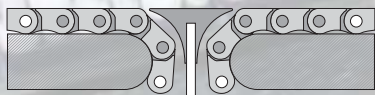
94 → 98

All our straight running belts of the 2120 and 2121 series have a pitch of 12,7 mm (1/2 inch) and a height of 8,7 mm (11/32 inch).

## BENEFITS AND FEATURES

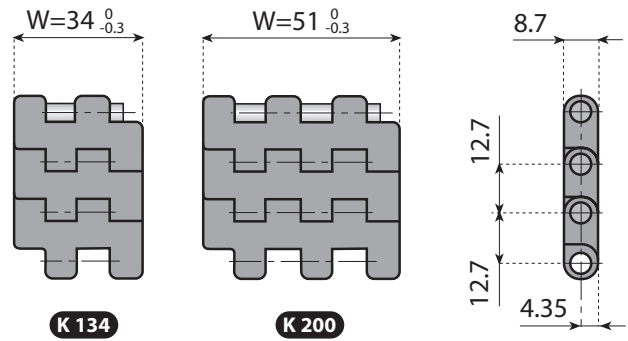

- **EASY INSTALLATION AND MAINTENANCE**
- **HIGH MECHANICAL STRENGTH AND WEAR RESISTANCE**
- **NO GAPS BETWEEN PARALLEL CHAINS**
- **EXCELLENT PRODUCT HANDLING**
- **INSTALLATION ON STANDARD CONVEYORS WITH 85 MM PITCH BETWEEN TRACKS**
- **HIGH PERFORMANCE**
- **SHORT TRANSFERS, POSSIBILITY TO USE NOSE BARS.**

CAN BE USED WITH A NOSE BAR  
TO CREATE EXTREMELY SHORT TRANSFERS.



# 2120 K134 H - 2120 K200 H

# FLAT TOP BELTS MINI ONE TRACK



## Version standard

Pin material: PBT (white)

*On request and for adequate quantities these chains can be produced in:*



Pages [286 - 287](#)



Pages [288 → 291](#)



Page [4-5](#)



Pages [311 → 315](#)

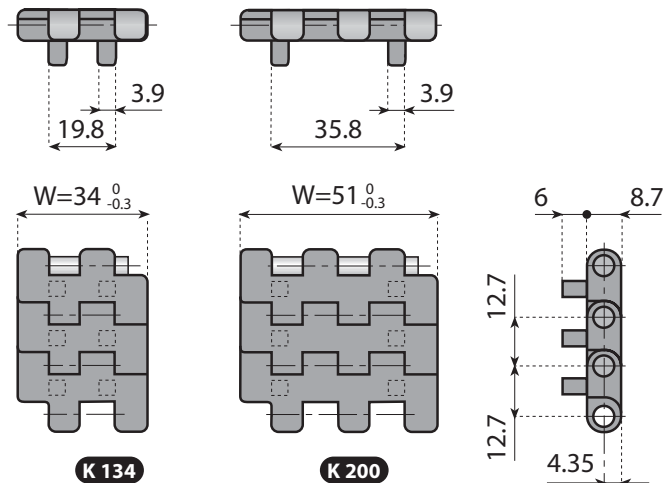

XPG	LFG
Extra Performance (special material color Dark Brown/Grey)	Low Friction Acetal Resin (standard material color Dark Grey)

AS	PP	NGG
Anti-static Acetal Resin	Polypropylene	New Generation

BELTS - REF.	CODE	Material	Width W		Pitch P		Backflex Radius mm	Max load capacity N/m	Weight Kg/m <sup>2</sup>
			mm	inches	mm	inches			
LFG 2120 K134 H-FT	25053H	<b>LFG</b> Dark Grey	34.0	1.34	12.7	0.50	10	10000	8.8
XPG 2120 K134 H-FT	25053H-XPG	<b>XPG</b> Dark Brown/Grey							
LFG 2120 K200 H-FT	25052H	<b>LFG</b> Dark Grey	51.0	2.0	12.7	0.50	10	15000	8.8
XPG 2120 K200 H-FT	25052H-XPG	<b>XPG</b> Dark Brown/Grey							

# 2120 K134 H-FTP2 - 2120 K200 H-FTP2

# FLAT TOP BELTS MINI ONE TRACK



## Version with two positioners

Pin material: PBT (white)

*On request and for adequate quantities these chains can be produced in:*



Pages [286 - 287](#)



Pages [288 → 291](#)



Page [4-5](#)



Pages [311 → 315](#)

XPG	LFG
Extra Performance (special material color Dark Brown/Grey)	Low Friction Acetal Resin (standard material color Dark Grey)

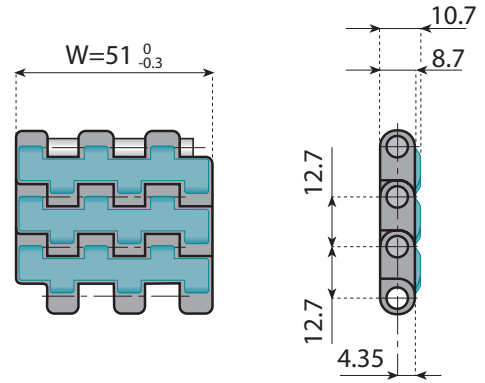

AS	PP	NGG
Anti-static Acetal Resin	Polypropylene	New Generation

BELTS - REF.	CODE	Material	Width W		Pitch P		Backflex Radius mm	Max load capacity N/m	Weight Kg/m <sup>2</sup>
			mm	inches	mm	inches			
LFG 2120 K134 H-FTP2	25055H	<b>LFG</b> Dark Grey	34.0	1.34	12.7	0.50	10	10000	9.0
XPG 2120 K134 H-FTP2	25055H-XPG	<b>XPG</b> Dark Brown/Grey							
LFG 2120 K200 H-FTP2	25054H	<b>LFG</b> Dark Grey	51.0	2.0	12.7	0.50	10	15000	9.0
XPG 2120 K200 H-FTP2	25054H-XPG	<b>XPG</b> Dark Brown/Grey							

Standard length: 240 pitches (10 ft. - 3.048 m)

# GRIP TOP BELTS MINI ONE TRACK WITH HIGH FRICTION SURFACE

# VG 2120 K200



### Version standard

**Rubber material:** thermoplastic rubber, waterblue colour

**Pin material:** PBT (white)

LFG	TPR
Low Friction Acetal Resin	Thermoplastic Rubber



Pages [288 → 291](#)



Page [4 - 5](#)

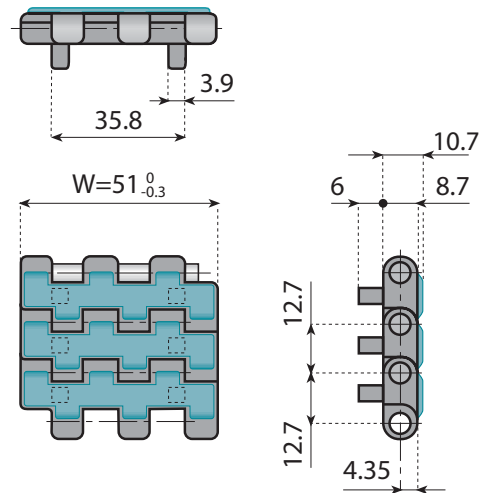



Pages [311 → 315](#)

BELTS - REF.	CODE	Material	Width W		Pitch P		Backflex Radius mm	Max load capacity N/m	Weight Kg/m <sup>2</sup>
			mm	inches	mm	inches			
VG 2120 K200	25052H-VG	<b>LFG</b> Dark Grey	51.0	2.0	12.7	0.50	20	15000	9.3

# GRIP TOP BELTS MINI ONE TRACK WITH HIGH FRICTION SURFACE

# VG 2120 K200 P2



### Version with two positioners

**Rubber material:** thermoplastic rubber, waterblue colour

**Pin material:** PBT (white)

LFG	TPR
Low Friction Acetal Resin	Thermoplastic Rubber



Pages [288 → 291](#)



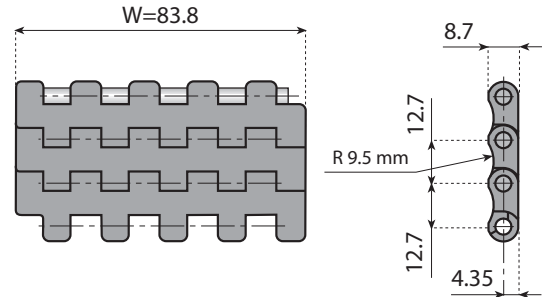

Page [4 - 5](#)



Pages [311 → 315](#)

BELTS - REF.	CODE	Material	Width W		Pitch P		Backflex Radius mm	Max load capacity N/m	Weight Kg/m <sup>2</sup>
			mm	inches	mm	inches			
VG 2120 K200 P2	25054H-VG	<b>LFG</b> Dark Grey	51.0	2.0	12.7	0.50	20	15000	9.5

**Standard length:** 120 pitches (5 ft. - 1.524 m)



**Version standard**

Pin material: PBT (white)

*On request and for adequate quantities these chains can be produced in:*

XPG	LFG
Extra Performance (special material color Dark Brown/Grey)	Low Friction Acetal Resin (standard material color Dark Grey)

AS	PP	NGG
Anti-static Acetal Resin	Polypropylene	New Generation



Page 114



Pages 288 → 291

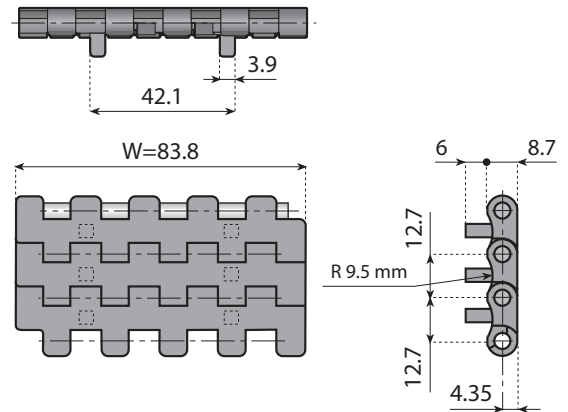



Page 4-5



Pages 311 → 315

BELTS - REF.	CODE	Material	Width W		Pitch P		Backflex Radius mm	Max load capacity N/m	Weight Kg/m <sup>2</sup>
			mm	inches	mm	inches			
LFG 2120 K330 H-FT	25040H	<b>LFG</b> Dark Grey	83.8	3.30	12.7	0.50	10	20000	8.8
XPG 2120 K330 H-FT	25040H-XPG	<b>XPG</b> Dark Brown/Grey							



**Version with two positioners**

Pin material: PBT (white)

*On request and for adequate quantities these chains can be produced in:*

XPG	LFG
Extra Performance (special material color Dark Brown/Grey)	Low Friction Acetal Resin (standard material color Dark Grey)

AS	PP	NGG
Anti-static Acetal Resin	Polypropylene	New Generation



Page 114



Pages 288 → 291



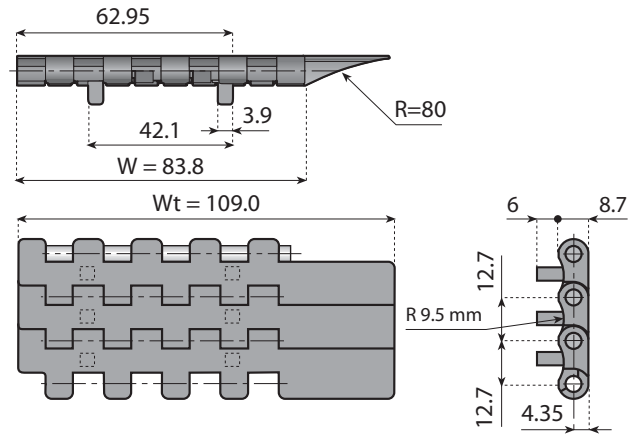
Page 4-5



Pages 311 → 315

BELTS - REF.	CODE	Material	Width W		Pitch P		Backflex Radius mm	Max load capacity N/m	Weight Kg/m <sup>2</sup>
			mm	inches	mm	inches			
LFG 2120 K330 H-FTP2	25041H	<b>LFG</b> Dark Grey	83.8	3.30	12.7	0.50	10	20000	8.8
XPG 2120 K330 H-FTP2	25041H-XPG	<b>XPG</b> Dark Brown/Grey							

Standard length: 240 pitches (10 Ft - 3.048 m)



**Version with two positioners and integrated active transfer wing**

**Pin material:** PBT (white)

*On request and for adequate quantities these chains can be produced in:*

<b>XPG</b>	<b>LFG</b>
Extra Performance (special material color Dark Brown/Grey)	Low Friction Acetal Resin (standard material color Dark Grey)

<b>AS</b>	<b>PP</b>	<b>NGG</b>
Anti-static Acetal Resin	Polypropylene	New Generation



Page 114



Pages 288 → 291



Page 4-5



Pages 311 → 315

BELTS - REF.	CODE	Material	Width W		Pitch P		Backflex Radius mm	Max load capacity N/m	Weight Kg/m <sup>2</sup>
			mm	inches	mm	inches			
LFG 2120 K330 H-FTTP2	25042H	<b>LFG</b> Dark Grey	83.8	3.30	12.7	0.50	15	20000	8.8
XPG 2120 K330 H-FTTP2	25042H-XPG	<b>XPG</b> Dark Brown/Grey							

**Standard length:** 240 pitches (10 Ft - 3.048 m)

# 2120 H-FT

# FLAT TOP and FLUSH GRID BELTS (Pitch 1/2" - 12.7 mm)

Version standard

Backflex Radius: 10 mm

Max load capacity: 20.000 N/m

Weight: 8.8 Kg/m<sup>2</sup> (FT), 7.7 Kg/m<sup>2</sup> (FG)

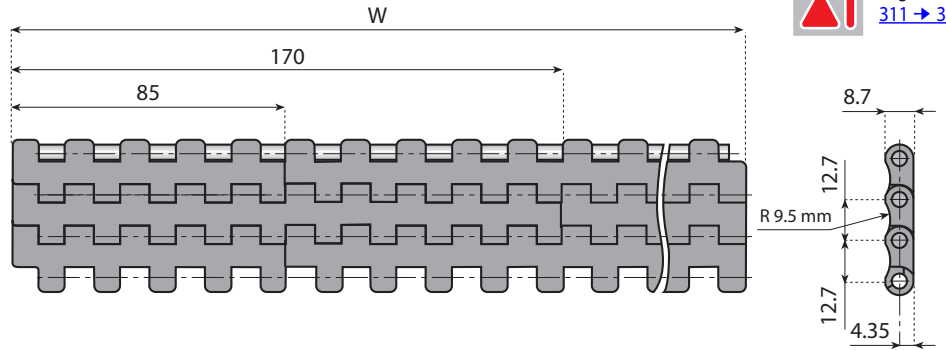

Standard length: 240 pitches  
(10 ft 3.048 m)

Pin material: PBT (white)

On request and for adequate quantities  
these chains can be produced in:

LFG	XPG	AS	PP	NGG
Low Friction Acetal Resin	Extra Performance	Anti-static Acetal Resin	Polypropylene	New Generation

-  Page 114
-  Pages 288 → 291
-  Page 4 - 5
-  Pages 311 → 315

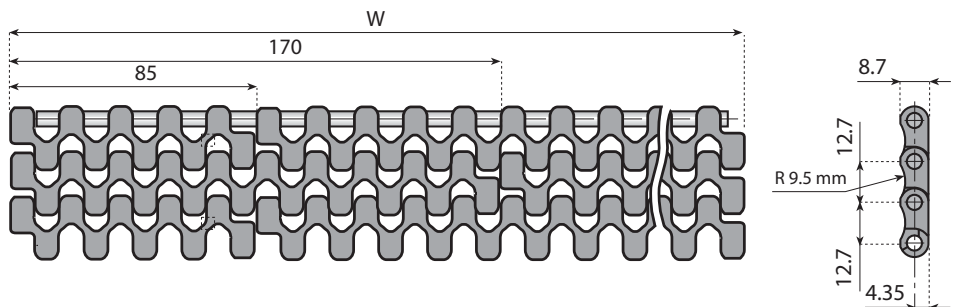



FOR BELTS AVAILABLE IN "XPG" MATERIAL JUST ADD "XPG" TO PART NUMBER (example "code 251400H-XPG")

Width W mm	BELTS REF.	CODE	Width W mm	BELTS REF.	CODE	Width W mm	BELTS REF.	CODE	Width W mm	BELTS REF.	CODE
85	2120-0085 H-FT	251400H	935	2120-0935 H-FT	251410H	1785	2120-1785 H-FT	251420H	2635	2120-2635 H-FT	251430H
170	2120-0170 H-FT	251401H	1020	2120-1020 H-FT	251411H	1870	2120-1870 H-FT	251421H	2720	2120-2720 H-FT	251431H
255	2120-0255 H-FT	251402H	1105	2120-1105 H-FT	251412H	1955	2120-1955 H-FT	251422H	2805	2120-2805 H-FT	251432H
340	2120-0340 H-FT	251403H	1190	2120-1190 H-FT	251413H	2040	2120-2040 H-FT	251423H	2890	2120-2890 H-FT	251433H
425	2120-0425 H-FT	251404H	1275	2120-1275 H-FT	251414H	2125	2120-2125 H-FT	251424H	2975	2120-2975 H-FT	251434H
510	2120-0510 H-FT	251405H	1360	2120-1360 H-FT	251415H	2210	2120-2210 H-FT	251425H	3060	2120-3060 H-FT	251435H
595	2120-0595 H-FT	251406H	1445	2120-1445 H-FT	251416H	2295	2120-2295 H-FT	251426H	3145	2120-3145 H-FT	251436H
680	2120-0680 H-FT	251407H	1530	2120-1530 H-FT	251417H	2380	2120-2380 H-FT	251427H	3230	2120-3230 H-FT	251437H
765	2120-0765 H-FT	251408H	1615	2120-1615 H-FT	251418H	2465	2120-2465 H-FT	251428H	3315	2120-3315 H-FT	251438H
850	2120-0850 H-FT	251409H	1700	2120-1700 H-FT	251419H	2550	2120-2550 H-FT	251429H	3400	2120-3400 H-FT	251439H

# 2120 FG

# FLAT TOP and FLUSH GRID BELTS (Pitch 1/2" - 12.7 mm)



FOR BELTS AVAILABLE IN "XPG" MATERIAL JUST ADD "XPG" TO PART NUMBER (example "code 251450-XPG")

Width W mm	BELTS REF.	CODE	Width W mm	BELTS REF.	CODE	Width W mm	BELTS REF.	CODE	Width W mm	BELTS REF.	CODE
85	2120-0085 FG	251450	935	2120-0935 FG	251460	1785	2120-1785 FG	251470	2635	2120-2635 FG	251480
170	2120-0170 FG	251451	1020	2120-1020 FG	251461	1870	2120-1870 FG	251471	2720	2120-2720 FG	251481
255	2120-0255 FG	251452	1105	2120-1105 FG	251462	1955	2120-1955 FG	251472	2805	2120-2805 FG	251482
340	2120-0340 FG	251453	1190	2120-1190 FG	251463	2040	2120-2040 FG	251473	2890	2120-2890 FG	251483
425	2120-0425 FG	251454	1275	2120-1275 FG	251464	2125	2120-2125 FG	251474	2975	2120-2975 FG	251484
510	2120-0510 FG	251455	1360	2120-1360 FG	251465	2210	2120-2210 FG	251475	3060	2120-3060 FG	251485
595	2120-0595 FG	251456	1445	2120-1445 FG	251466	2295	2120-2295 FG	251476	3145	2120-3145 FG	251486
680	2120-0680 FG	251457	1530	2120-1530 FG	251467	2380	2120-2380 FG	251477	3230	2120-3230 FG	251487
765	2120-0765 FG	251458	1615	2120-1615 FG	251468	2465	2120-2465 FG	251478	3315	2120-3315 FG	251488
850	2120-0850 FG	251459	1700	2120-1700 FG	251469	2550	2120-2550 FG	251479	3400	2120-3400 FG	251489

Other widths available on request.

# FLAT TOP and FLUSH GRID BELTS (Pitch 1/2" - 12.7 mm)

**2120 H-FTP1**

Version with one positioner

Backflex Radius: 10 mm

Max load capacity: 20.000 N/m

Weight: 8.8 Kg/m<sup>2</sup> (FT), 7.7 Kg/m<sup>2</sup> (FG)

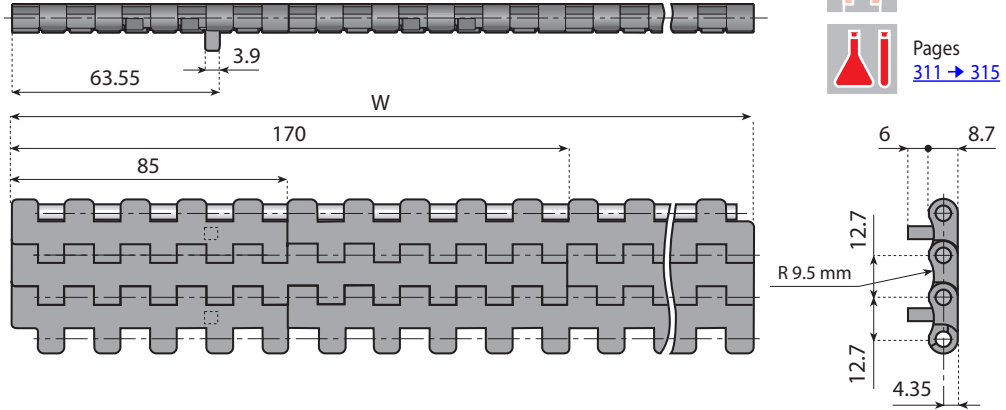

Standard length: 240 pitches  
(10 ft 3.048 m)

Pin material: PBT (white)

On request and for adequate quantities  
these chains can be produced in:

LFG	XPG	AS	PP	NGG
Low Friction Acetal Resin	Extra Performance	Anti-static Acetal Resin	Polypropylene	New Generation

-  Page [114](#)
-  Pages [288](#) → [291](#)
-  Page [4-5](#)
-  Pages [311](#) → [315](#)

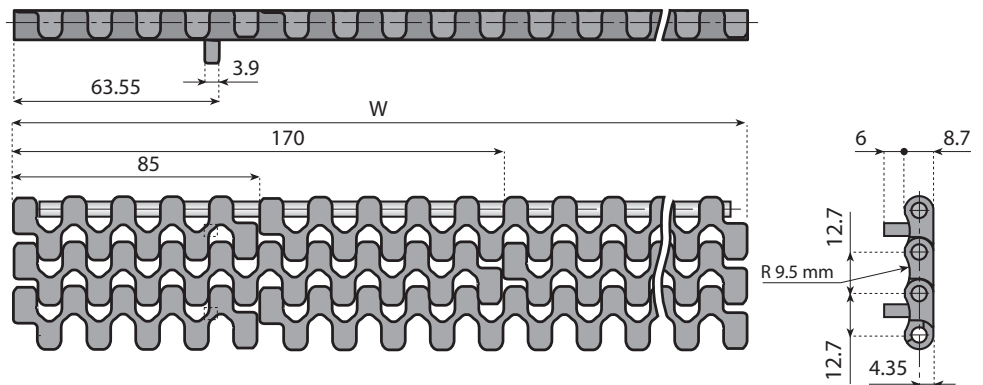



FOR BELTS AVAILABLE IN "XPG" MATERIAL JUST ADD "XPG" TO PART NUMBER (example "code 251504H-XPG")

Width W mm	BELTS REF.	CODE	Width W mm	BELTS REF.	CODE	Width W mm	BELTS REF.	CODE	Width W mm	BELTS REF.	CODE
85	2120-0085 H-FTP1	251500H	935	2120-0935 H-FTP1	251510H	1785	2120-1785 H-FTP1	251520H	2635	2120-2635 H-FTP1	251530H
170	2120-0170 H-FTP1	251501H	1020	2120-1020 H-FTP1	251511H	1870	2120-1870 H-FTP1	251521H	2720	2120-2720 H-FTP1	251531H
255	2120-0255 H-FTP1	251502H	1105	2120-1105 H-FTP1	251512H	1955	2120-1955 H-FTP1	251522H	2805	2120-2805 H-FTP1	251532H
340	2120-0340 H-FTP1	251503H	1190	2120-1190 H-FTP1	251513H	2040	2120-2040 H-FTP1	251523H	2890	2120-2890 H-FTP1	251533H
425	2120-0425 H-FTP1	251504H	1275	2120-1275 H-FTP1	251514H	2125	2120-2125 H-FTP1	251524H	2975	2120-2975 H-FTP1	251534H
510	2120-0510 H-FTP1	251505H	1360	2120-1360 H-FTP1	251515H	2210	2120-2210 H-FTP1	251525H	3060	2120-3060 H-FTP1	251535H
595	2120-0595 H-FTP1	251506H	1445	2120-1445 H-FTP1	251516H	2295	2120-2295 H-FTP1	251526H	3145	2120-3145 H-FTP1	251536H
680	2120-0680 H-FTP1	251507H	1530	2120-1530 H-FTP1	251517H	2380	2120-2380 H-FTP1	251527H	3230	2120-3230 H-FTP1	251537H
765	2120-0765 H-FTP1	251508H	1615	2120-1615 H-FTP1	251518H	2465	2120-2465 H-FTP1	251528H	3315	2120-3315 H-FTP1	251538H
850	2120-0850 H-FTP1	251509H	1700	2120-1700 H-FTP1	251519H	2550	2120-2550 H-FTP1	251529H	3400	2120-3400 H-FTP1	251539H

# FLAT TOP and FLUSH GRID BELTS (Pitch 1/2" - 12.7 mm)

**2120 FGP1**



FOR BELTS AVAILABLE IN "XPG" MATERIAL JUST ADD "XPG" TO PART NUMBER (example "code 251550-XPG")

Width W mm	BELTS REF.	CODE	Width W mm	BELTS REF.	CODE	Width W mm	BELTS REF.	CODE	Width W mm	BELTS REF.	CODE
85	2120-0085 FGP1	251550	935	2120-0935 FGP1	251560	1785	2120-1785 FGP1	251570	2635	2120-2635 FGP1	251580
170	2120-0170 FGP1	251551	1020	2120-1020 FGP1	251561	1870	2120-1870 FGP1	251571	2720	2120-2720 FGP1	251581
255	2120-0255 FGP1	251552	1105	2120-1105 FGP1	251562	1955	2120-1955 FGP1	251572	2805	2120-2805 FGP1	251582
340	2120-0340 FGP1	251553	1190	2120-1190 FGP1	251563	2040	2120-2040 FGP1	251573	2890	2120-2890 FGP1	251583
425	2120-0425 FGP1	251554	1275	2120-1275 FGP1	251564	2125	2120-2125 FGP1	251574	2975	2120-2975 FGP1	251584
510	2120-0510 FGP1	251555	1360	2120-1360 FGP1	251565	2210	2120-2210 FGP1	251575	3060	2120-3060 FGP1	251585
595	2120-0595 FGP1	251556	1445	2120-1445 FGP1	251566	2295	2120-2295 FGP1	251576	3145	2120-3145 FGP1	251586
680	2120-0680 FGP1	251557	1530	2120-1530 FGP1	251567	2380	2120-2380 FGP1	251577	3230	2120-3230 FGP1	251587
765	2120-0765 FGP1	251558	1615	2120-1615 FGP1	251568	2465	2120-2465 FGP1	251578	3315	2120-3315 FGP1	251588
850	2120-0850 FGP1	251559	1700	2120-1700 FGP1	251569	2550	2120-2550 FGP1	251579	3400	2120-3400 FGP1	251589

Other widths available on request.

# 2120 H-FTP2B

# FLAT TOP and FLUSH GRID BELTS (Pitch 1/2" - 12.7 mm)

Version with one positioner on both sides

Backflex Radius: 10 mm

Max load capacity: 20.000 N/m

Weight: 8.8 Kg/m<sup>2</sup> (FT), 7.7 Kg/m<sup>2</sup> (FG)

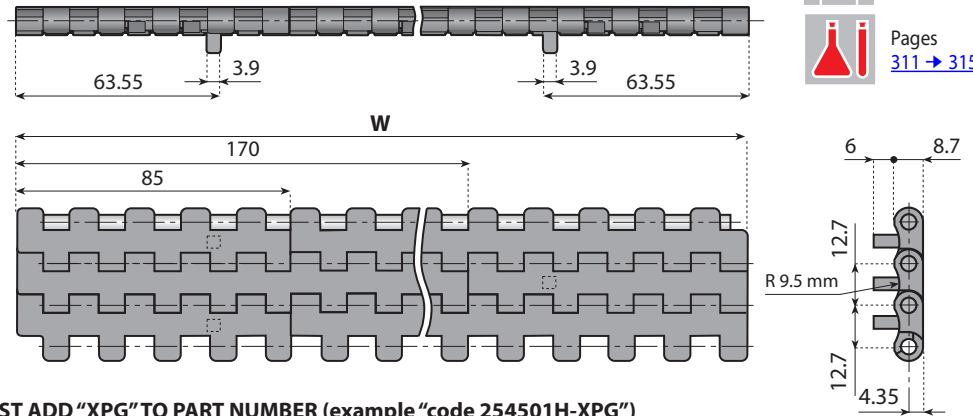

Standard length: 240 pitches (10 ft 3.048 m)

Pin material: PBT (white)

On request and for adequate quantities these chains can be produced in:

LFG	XPG	AS	PP	NGG
Low Friction Acetal Resin	Extra Performance	Anti-static Acetal Resin	Polypropylene	New Generation

-  Page [114](#)
-  Pages [288](#) → [291](#)
-  Page [4-5](#)
-  Pages [311](#) → [315](#)

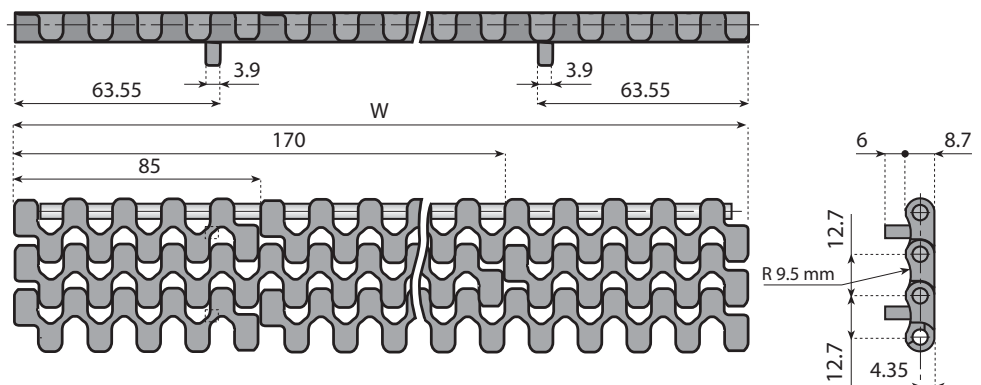



FOR BELTS AVAILABLE IN "XPG" MATERIAL JUST ADD "XPG" TO PART NUMBER (example "code 254501H-XPG")

Width W mm	BELTS REF.	CODE	Width W mm	BELTS REF.	CODE	Width W mm	BELTS REF.	CODE	Width W mm	BELTS REF.	CODE
85	-	-	935	2120-0935 H-FTP2B	<b>254510H</b>	1785	2120-1785 H-FTP2B	<b>254520H</b>	2635	2120-2635 H-FTP2B	<b>254530H</b>
170	2120-0170 H-FTP2B	<b>254501H</b>	1020	2120-1020 H-FTP2B	<b>254511H</b>	1870	2120-1870 H-FTP2B	<b>254521H</b>	2720	2120-2720 H-FTP2B	<b>254531H</b>
255	2120-0255 H-FTP2B	<b>254502H</b>	1105	2120-1105 H-FTP2B	<b>254512H</b>	1955	2120-1955 H-FTP2B	<b>254522H</b>	2805	2120-2805 H-FTP2B	<b>254532H</b>
340	2120-0340 H-FTP2B	<b>254503H</b>	1190	2120-1190 H-FTP2B	<b>254513H</b>	2040	2120-2040 H-FTP2B	<b>254523H</b>	2890	2120-2890 H-FTP2B	<b>254533H</b>
425	2120-0425 H-FTP2B	<b>254504H</b>	1275	2120-1275 H-FTP2B	<b>254514H</b>	2125	2120-2125 H-FTP2B	<b>254524H</b>	2975	2120-2975 H-FTP2B	<b>254534H</b>
510	2120-0510 H-FTP2B	<b>254505H</b>	1360	2120-1360 H-FTP2B	<b>254515H</b>	2210	2120-2210 H-FTP2B	<b>254525H</b>	3060	2120-3060 H-FTP2B	<b>254535H</b>
595	2120-0595 H-FTP2B	<b>254506H</b>	1445	2120-1445 H-FTP2B	<b>254516H</b>	2295	2120-2295 H-FTP2B	<b>254526H</b>	3145	2120-3145 H-FTP2B	<b>254536H</b>
680	2120-0680 H-FTP2B	<b>254507H</b>	1530	2120-1530 H-FTP2B	<b>254517H</b>	2380	2120-2380 H-FTP2B	<b>254527H</b>	3230	2120-3230 H-FTP2B	<b>254537H</b>
765	2120-0765 H-FTP2B	<b>254508H</b>	1615	2120-1615 H-FTP2B	<b>254518H</b>	2465	2120-2465 H-FTP2B	<b>254528H</b>	3315	2120-3315 H-FTP2B	<b>254538H</b>
850	2120-0850 H-FTP2B	<b>254509H</b>	1700	2120-1700 H-FTP2B	<b>254519H</b>	2550	2120-2550 H-FTP2B	<b>254529H</b>	3400	2120-3400 H-FTP2B	<b>254539H</b>

# 2120 FGP2B

# FLAT TOP and FLUSH GRID BELTS (Pitch 1/2" - 12.7 mm)



FOR BELTS AVAILABLE IN "XPG" MATERIAL JUST ADD "XPG" TO PART NUMBER (example "code 254551-XPG")

Width W mm	BELTS REF.	CODE	Width W mm	BELTS REF.	CODE	Width W mm	BELTS REF.	CODE	Width W mm	BELTS REF.	CODE
85	-	-	935	2120-0935 FGP2B	<b>254560</b>	1785	2120-1785 FGP2B	<b>254570</b>	2635	2120-2635 FGP2B	<b>254580</b>
170	2120-0170 FGP2B	<b>254551</b>	1020	2120-1020 FGP2B	<b>254561</b>	1870	2120-1870 FGP2B	<b>254571</b>	2720	2120-2720 FGP2B	<b>254581</b>
255	2120-0255 FGP2B	<b>254552</b>	1105	2120-1105 FGP2B	<b>254562</b>	1955	2120-1955 FGP2B	<b>254572</b>	2805	2120-2805 FGP2B	<b>254582</b>
340	2120-0340 FGP2B	<b>254553</b>	1190	2120-1190 FGP2B	<b>254563</b>	2040	2120-2040 FGP2B	<b>254573</b>	2890	2120-2890 FGP2B	<b>254583</b>
425	2120-0425 FGP2B	<b>254554</b>	1275	2120-1275 FGP2B	<b>254564</b>	2125	2120-2125 FGP2B	<b>254574</b>	2975	2120-2975 FGP2B	<b>254584</b>
510	2120-0510 FGP2B	<b>254555</b>	1360	2120-1360 FGP2B	<b>254565</b>	2210	2120-2210 FGP2B	<b>254575</b>	3060	2120-3060 FGP2B	<b>254585</b>
595	2120-0595 FGP2B	<b>254556</b>	1445	2120-1445 FGP2B	<b>254566</b>	2295	2120-2295 FGP2B	<b>254576</b>	3145	2120-3145 FGP2B	<b>254586</b>
680	2120-0680 FGP2B	<b>254557</b>	1530	2120-1530 FGP2B	<b>254567</b>	2380	2120-2380 FGP2B	<b>254577</b>	3230	2120-3230 FGP2B	<b>254587</b>
765	2120-0765 FGP2B	<b>254558</b>	1615	2120-1615 FGP2B	<b>254568</b>	2465	2120-2465 FGP2B	<b>254578</b>	3315	2120-3315 FGP2B	<b>254588</b>
850	2120-0850 FGP2B	<b>254559</b>	1700	2120-1700 FGP2B	<b>254569</b>	2550	2120-2550 FGP2B	<b>254579</b>	3400	2120-3400 FGP2B	<b>254589</b>

Other widths available on request.

# FLAT TOP and FLUSH GRID BELTS (Pitch 1/2" - 12.7 mm)

# 2120 H-FTP2

Version with two positioners

Backflex Radius: 10 mm

Max load capacity: 20.000 N/m

Weight: 8.8 Kg/m<sup>2</sup> (FT), 7.7 Kg/m<sup>2</sup> (FG)



Standard length: 240 pitches

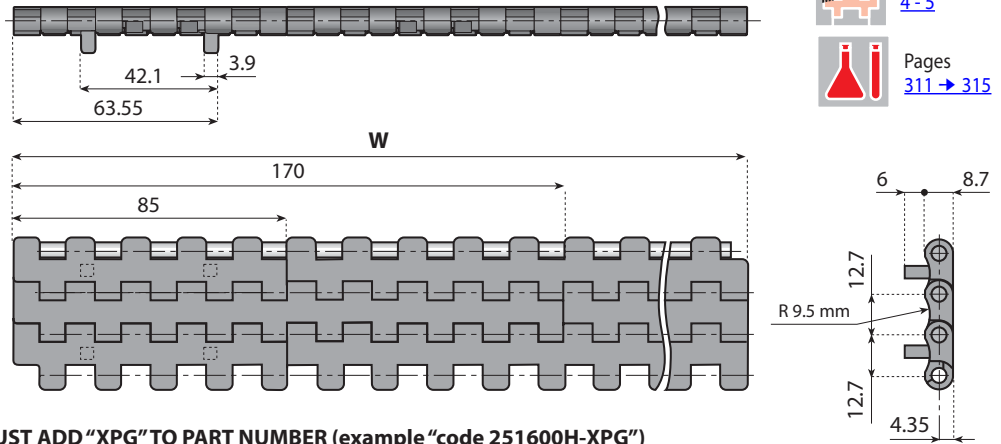

(10 ft 3.048 m)

Pin material: PBT (white)

On request and for adequate quantities  
these chains can be produced in:

AS	PP	NGG	LFG	XPG
Anti-static Acetal Resin	Polypropylene	New Generation	Low Friction Acetal Resin	Extra Performance

-  Page 114
-  Pages 288 → 291
-  Page 4-5
-  Pages 311 → 315

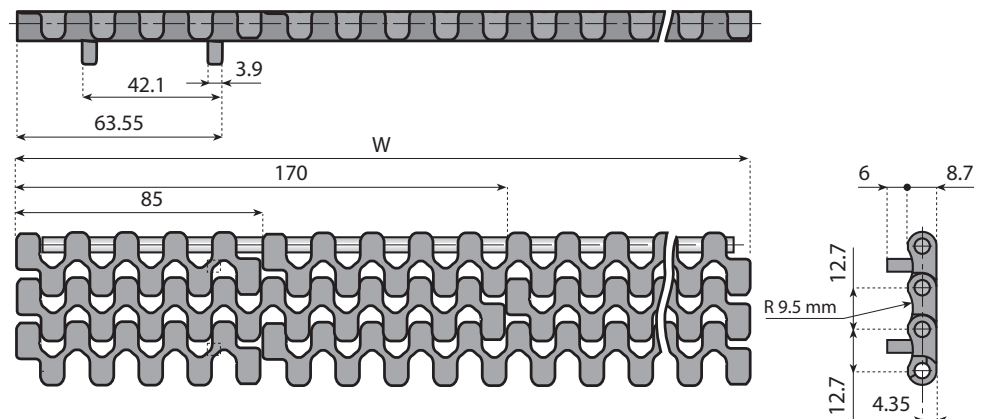



FOR BELTS AVAILABLE IN "XPG" MATERIAL JUST ADD "XPG" TO PART NUMBER (example "code 251600H-XPG")

Width W mm	BELTS REF.	CODE	Width W mm	BELTS REF.	CODE	Width W mm	BELTS REF.	CODE	Width W mm	BELTS REF.	CODE
85	2120-0085 H-FTP2	251600H	935	2120-0935 H-FTP2	251610H	1785	2120-1785 H-FTP2	251620H	2635	2120-2635 H-FTP2	251630H
170	2120-0170 H-FTP2	251601H	1020	2120-1020 H-FTP2	251611H	1870	2120-1870 H-FTP2	251621H	2720	2120-2720 H-FTP2	251631H
255	2120-0255 H-FTP2	251602H	1105	2120-1105 H-FTP2	251612H	1955	2120-1955 H-FTP2	251622H	2805	2120-2805 H-FTP2	251632H
340	2120-0340 H-FTP2	251603H	1190	2120-1190 H-FTP2	251613H	2040	2120-2040 H-FTP2	251623H	2890	2120-2890 H-FTP2	251633H
425	2120-0425 H-FTP2	251604H	1275	2120-1275 H-FTP2	251614H	2125	2120-2125 H-FTP2	251624H	2975	2120-2975 H-FTP2	251634H
510	2120-0510 H-FTP2	251605H	1360	2120-1360 H-FTP2	251615H	2210	2120-2210 H-FTP2	251625H	3060	2120-3060 H-FTP2	251635H
595	2120-0595 H-FTP2	251606H	1445	2120-1445 H-FTP2	251616H	2295	2120-2295 H-FTP2	251626H	3145	2120-3145 H-FTP2	251636H
680	2120-0680 H-FTP2	251607H	1530	2120-1530 H-FTP2	251617H	2380	2120-2380 H-FTP2	251627H	3230	2120-3230 H-FTP2	251637H
765	2120-0765 H-FTP2	251608H	1615	2120-1615 H-FTP2	251618H	2465	2120-2465 H-FTP2	251628H	3315	2120-3315 H-FTP2	251638H
850	2120-0850 H-FTP2	251609H	1700	2120-1700 H-FTP2	251619H	2550	2120-2550 H-FTP2	251629H	3400	2120-3400 H-FTP2	251639H

# FLAT TOP and FLUSH GRID BELTS (Pitch 1/2" - 12.7 mm)

# 2120 FGP2



FOR BELTS AVAILABLE IN "XPG" MATERIAL JUST ADD "XPG" TO PART NUMBER (example "code 251650-XPG")

Width W mm	BELTS REF.	CODE	Width W mm	BELTS REF.	CODE	Width W mm	BELTS REF.	CODE	Width W mm	BELTS REF.	CODE
85	2120-0085 FGP2	251650	935	2120-0935 FGP2	251660	1785	2120-1785 FGP2	251670	2635	2120-2635 FGP2	251680
170	2120-0170 FGP2	251651	1020	2120-1020 FGP2	251661	1870	2120-1870 FGP2	251671	2720	2120-2720 FGP2	251681
255	2120-0255 FGP2	251652	1105	2120-1105 FGP2	251662	1955	2120-1955 FGP2	251672	2805	2120-2805 FGP2	251682
340	2120-0340 FGP2	251653	1190	2120-1190 FGP2	251663	2040	2120-2040 FGP2	251673	2890	2120-2890 FGP2	251683
425	2120-0425 FGP2	251654	1275	2120-1275 FGP2	251664	2125	2120-2125 FGP2	251674	2975	2120-2975 FGP2	251684
510	2120-0510 FGP2	251655	1360	2120-1360 FGP2	251665	2210	2120-2210 FGP2	251675	3060	2120-3060 FGP2	251685
595	2120-0595 FGP2	251656	1445	2120-1445 FGP2	251666	2295	2120-2295 FGP2	251676	3145	2120-3145 FGP2	251686
680	2120-0680 FGP2	251657	1530	2120-1530 FGP2	251667	2380	2120-2380 FGP2	251677	3230	2120-3230 FGP2	251687
765	2120-0765 FGP2	251658	1615	2120-1615 FGP2	251668	2465	2120-2465 FGP2	251678	3315	2120-3315 FGP2	251688
850	2120-0850 FGP2	251659	1700	2120-1700 FGP2	251669	2550	2120-2550 FGP2	251679	3400	2120-3400 FGP2	251689

Other widths available on request.

## 2120 H-FTP2BD

## FLAT TOP and FLUSH GRID BELTS (Pitch 1/2" - 12.7 mm)

Version with two positioners on both sides


Backflex Radius: 10 mm

Max load capacity: 20.000 N/m

Weight: 8.8 Kg/m<sup>2</sup> (FT), 7.7 Kg/m<sup>2</sup> (FG)

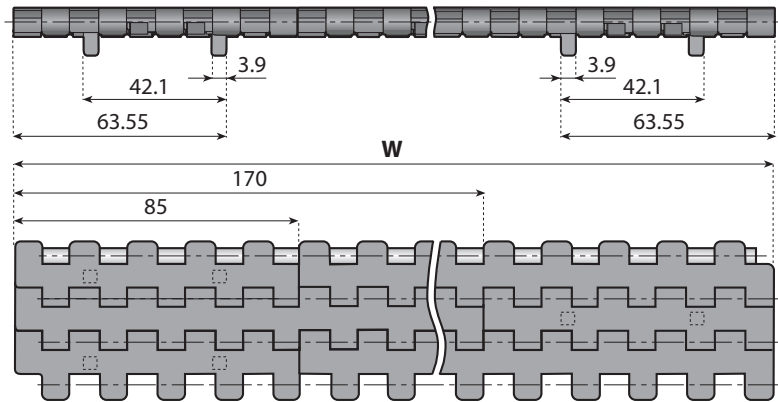
Standard length: 240 pitches (10 ft 3.048 m)

Pin material: PBT (white)



On request and for adequate quantities these chains can be produced in:

AS	PP	NGG	LFG	XPG
Anti-static Acetal Resin	Polypropylene	New Generation	Low Friction Acetal Resin	Extra Performance



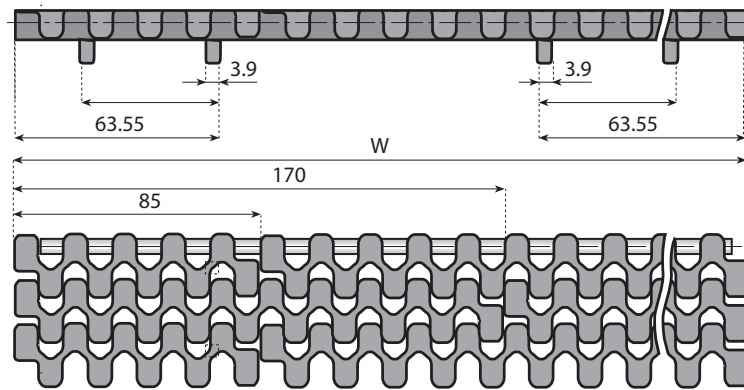

	Page 114
	Pages 288 → 291
	Page 4-5
	Pages 311 → 315

FOR BELTS AVAILABLE IN "XPG" MATERIAL JUST ADD "XPG" TO PART NUMBER (example "code 254601H-XPG")

Width W mm	BELTS REF.	CODE	Width W mm	BELTS REF.	CODE	Width W mm	BELTS REF.	CODE	Width W mm	BELTS REF.	CODE
85	-	-	935	2120-0935 H-FTP2BD	<b>254610H</b>	1785	2120-1785 H-FTP2BD	<b>254620H</b>	2635	2120-2635 H-FTP2BD	<b>254630H</b>
170	2120-0170 H-FTP2BD	<b>254601H</b>	1020	2120-1020 H-FTP2BD	<b>254611H</b>	1870	2120-1870 H-FTP2BD	<b>254621H</b>	2720	2120-2720 H-FTP2BD	<b>254631H</b>
255	2120-0255 H-FTP2BD	<b>254602H</b>	1105	2120-1105 H-FTP2BD	<b>254612H</b>	1955	2120-1955 H-FTP2BD	<b>254622H</b>	2805	2120-2805 H-FTP2BD	<b>254632H</b>
340	2120-0340 H-FTP2BD	<b>254603H</b>	1190	2120-1190 H-FTP2BD	<b>254613H</b>	2040	2120-2040 H-FTP2BD	<b>254623H</b>	2890	2120-2890 H-FTP2BD	<b>254633H</b>
425	2120-0425 H-FTP2BD	<b>254604H</b>	1275	2120-1275 H-FTP2BD	<b>254614H</b>	2125	2120-2125 H-FTP2BD	<b>254624H</b>	2975	2120-2975 H-FTP2BD	<b>254634H</b>
510	2120-0510 H-FTP2BD	<b>254605H</b>	1360	2120-1360 H-FTP2BD	<b>254615H</b>	2210	2120-2210 H-FTP2BD	<b>254625H</b>	3060	2120-3060 H-FTP2BD	<b>254635H</b>
595	2120-0595 H-FTP2BD	<b>254606H</b>	1445	2120-1445 H-FTP2BD	<b>254616H</b>	2295	2120-2295 H-FTP2BD	<b>254626H</b>	3145	2120-3145 H-FTP2BD	<b>254636H</b>
680	2120-0680 H-FTP2BD	<b>254607H</b>	1530	2120-1530 H-FTP2BD	<b>254617H</b>	2380	2120-2380 H-FTP2BD	<b>254627H</b>	3230	2120-3230 H-FTP2BD	<b>254637H</b>
765	2120-0765 H-FTP2BD	<b>254608H</b>	1615	2120-1615 H-FTP2BD	<b>254618H</b>	2465	2120-2465 H-FTP2BD	<b>254628H</b>	3315	2120-3315 H-FTP2BD	<b>254638H</b>
850	2120-0850 H-FTP2BD	<b>254609H</b>	1700	2120-1700 H-FTP2BD	<b>254619H</b>	2550	2120-2550 H-FTP2BD	<b>254629H</b>	3400	2120-3400 H-FTP2BD	<b>254639H</b>

## 2120 FGP2BD

## FLAT TOP and FLUSH GRID BELTS (Pitch 1/2" - 12.7 mm)




FOR BELTS AVAILABLE IN "XPG" MATERIAL JUST ADD "XPG" TO PART NUMBER (example "code 254651-XPG")

Width W mm	BELTS REF.	CODE	Width W mm	BELTS REF.	CODE	Width W mm	BELTS REF.	CODE	Width W mm	BELTS REF.	CODE
85	-	-	935	2120-0935 FGP2BD	<b>254660</b>	1785	2120-1785 FGP2BD	<b>254670</b>	2635	2120-2635 FGP2BD	<b>254680</b>
170	2120-0170 FGP2BD	<b>254651</b>	1020	2120-1020 FGP2BD	<b>254661</b>	1870	2120-1870 FGP2BD	<b>254671</b>	2720	2120-2720 FGP2BD	<b>254681</b>
255	2120-0255 FGP2BD	<b>254652</b>	1105	2120-1105 FGP2BD	<b>254662</b>	1955	2120-1955 FGP2BD	<b>254672</b>	2805	2120-2805 FGP2BD	<b>254682</b>
340	2120-0340 FGP2BD	<b>254653</b>	1190	2120-1190 FGP2BD	<b>254663</b>	2040	2120-2040 FGP2BD	<b>254673</b>	2890	2120-2890 FGP2BD	<b>254683</b>
425	2120-0425 FGP2BD	<b>254654</b>	1275	2120-1275 FGP2BD	<b>254664</b>	2125	2120-2125 FGP2BD	<b>254674</b>	2975	2120-2975 FGP2BD	<b>254684</b>
510	2120-0510 FGP2BD	<b>254655</b>	1360	2120-1360 FGP2BD	<b>254665</b>	2210	2120-2210 FGP2BD	<b>254675</b>	3060	2120-3060 FGP2BD	<b>254685</b>
595	2120-0595 FGP2BD	<b>254656</b>	1445	2120-1445 FGP2BD	<b>254666</b>	2295	2120-2295 FGP2BD	<b>254676</b>	3145	2120-3145 FGP2BD	<b>254686</b>
680	2120-0680 FGP2BD	<b>254657</b>	1530	2120-1530 FGP2BD	<b>254667</b>	2380	2120-2380 FGP2BD	<b>254677</b>	3230	2120-3230 FGP2BD	<b>254687</b>
765	2120-0765 FGP2BD	<b>254658</b>	1615	2120-1615 FGP2BD	<b>254668</b>	2465	2120-2465 FGP2BD	<b>254678</b>	3315	2120-3315 FGP2BD	<b>254688</b>
850	2120-0850 FGP2BD	<b>254659</b>	1700	2120-1700 FGP2BD	<b>254669</b>	2550	2120-2550 FGP2BD	<b>254679</b>	3400	2120-3400 FGP2BD	<b>254689</b>

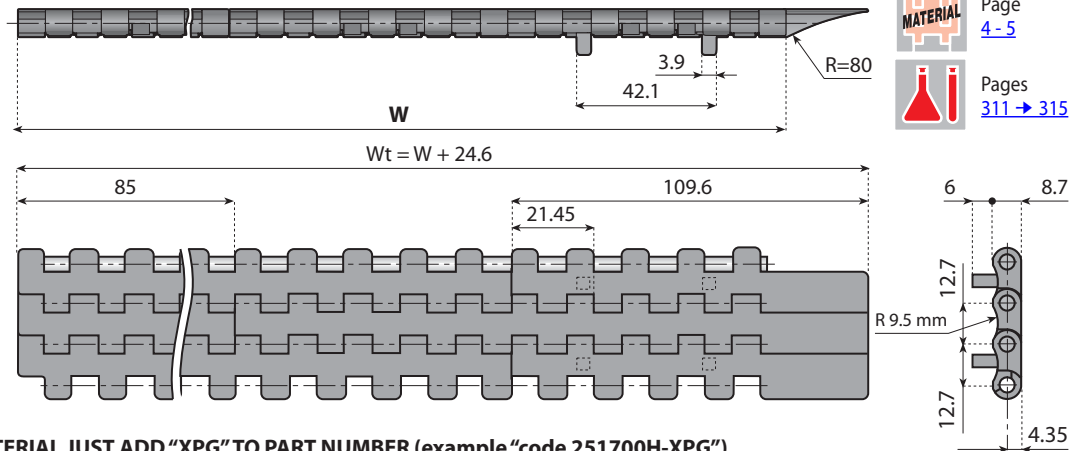
Other widths available on request.

**Version with two positioners and integrated active transfer wing**  
**Backflex Radius:** 15 mm  
**Max load capacity:** 20.000 N/m  
**Weight:** 8.8 Kg/m<sup>2</sup>  
**Standard length:** 240 pitches (10 ft 3.048 m)  
**Pin material:** PBT (white)



*On request and for adequate quantities these chains can be produced in:*

AS	PP	NGG	LFG	XPG
Anti-static Acetal Resin	Polypropylene	New Generation	Low Friction Acetal Resin	Extra Performance



-  Page [114](#)
-  Pages [288](#) → [291](#)
-  Page [4-5](#)
-  Pages [311](#) → [315](#)

**FOR BELTS AVAILABLE IN "XPG" MATERIAL JUST ADD "XPG" TO PART NUMBER (example "code 251700H-XPG")**

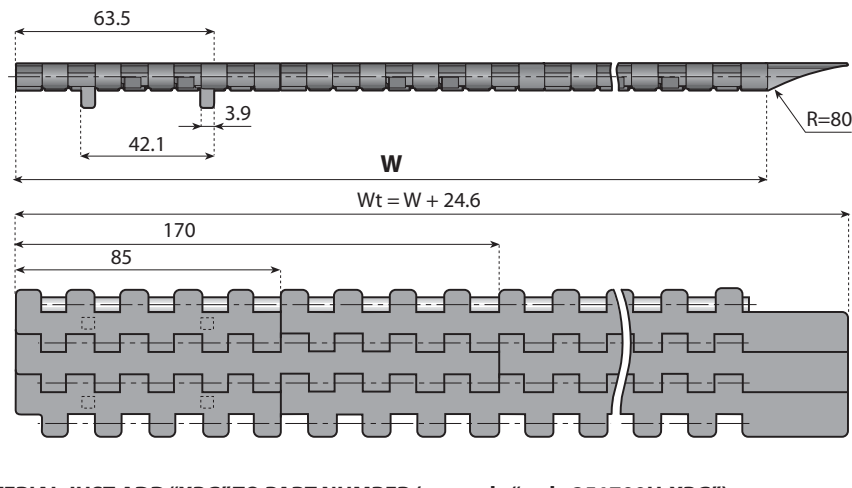

Width W mm	BELTS REF.	CODE	Width W mm	BELTS REF.	CODE	Width W mm	BELTS REF.	CODE	Width W mm	BELTS REF.	CODE
85	2120-0085 H-FTTP2	<b>251700H</b>	935	2120-0935 H-FTTP2	<b>251710H</b>	1785	2120-1785 H-FTTP2	<b>251720H</b>	2635	2120-2635 H-FTTP2	<b>251730H</b>
170	2120-0170 H-FTTP2	<b>251701H</b>	1020	2120-1020 H-FTTP2	<b>251711H</b>	1870	2120-1870 H-FTTP2	<b>251721H</b>	2720	2120-2720 H-FTTP2	<b>251731H</b>
255	2120-0255 H-FTTP2	<b>251702H</b>	1105	2120-1105 H-FTTP2	<b>251712H</b>	1955	2120-1955 H-FTTP2	<b>251722H</b>	2805	2120-2805 H-FTTP2	<b>251732H</b>
340	2120-0340 H-FTTP2	<b>251703H</b>	1190	2120-1190 H-FTTP2	<b>251713H</b>	2040	2120-2040 H-FTTP2	<b>251723H</b>	2890	2120-2890 H-FTTP2	<b>251733H</b>
425	2120-0425 H-FTTP2	<b>251704H</b>	1275	2120-1275 H-FTTP2	<b>251714H</b>	2125	2120-2125 H-FTTP2	<b>251724H</b>	2975	2120-2975 H-FTTP2	<b>251734H</b>
510	2120-0510 H-FTTP2	<b>251705H</b>	1360	2120-1360 H-FTTP2	<b>251715H</b>	2210	2120-2210 H-FTTP2	<b>251725H</b>	3060	2120-3060 H-FTTP2	<b>251735H</b>
595	2120-0595 H-FTTP2	<b>251706H</b>	1445	2120-1445 H-FTTP2	<b>251716H</b>	2295	2120-2295 H-FTTP2	<b>251726H</b>	3145	2120-3145 H-FTTP2	<b>251736H</b>
680	2120-0680 H-FTTP2	<b>251707H</b>	1530	2120-1530 H-FTTP2	<b>251717H</b>	2380	2120-2380 H-FTTP2	<b>251727H</b>	3230	2120-3230 H-FTTP2	<b>251737H</b>
765	2120-0765 H-FTTP2	<b>251708H</b>	1615	2120-1615 H-FTTP2	<b>251718H</b>	2465	2120-2465 H-FTTP2	<b>251728H</b>	3315	2120-3315 H-FTTP2	<b>251738H</b>
850	2120-0850 H-FTTP2	<b>251709H</b>	1700	2120-1700 H-FTTP2	<b>251719H</b>	2550	2120-2550 H-FTTP2	<b>251729H</b>	3400	2120-3400 H-FTTP2	<b>251739H</b>

**Version with two positioners and integrated active transfer wing**  
**Backflex Radius:** 15 mm  
**Max load capacity:** 20.000 N/m  
**Weight:** 8.8 Kg/m<sup>2</sup>  
**Standard length:** 240 pitches (10 ft 3.048 m)  
**Pin material:** PBT (white)

*On request and for adequate quantities these chains can be produced in:*

LFG	XPG	AS	PP	NGG
Low Friction Acetal Resin	Extra Performance	Anti-static Acetal Resin	Polypropylene	New Generation

	Page 114
	Pages 288 → 291
	Page 4-5
	Pages 311 → 315



FOR BELTS AVAILABLE IN "XPG" MATERIAL JUST ADD "XPG" TO PART NUMBER (example "code 251700H-XPG")

Width W mm	BELTS REF.	CODE	Width W mm	BELTS REF.	CODE	Width W mm	BELTS REF.	CODE	Width W mm	BELTS REF.	CODE
85	2120-0085 H-FTTP2-SX	251700H	935	2120-0935 H-FTTP2-SX	251710H-SX	1785	2120-1785 H-FTTP2-SX	251720H-SX	2635	2120-2635 H-FTTP2-SX	251730H-SX
170	2120-0170 H-FTTP2-SX	251701H-SX	1020	2120-1020 H-FTTP2-SX	251711H-SX	1870	2120-1870 H-FTTP2-SX	251721H-SX	2720	2120-2720 H-FTTP2-SX	251731H-SX
255	2120-0255 H-FTTP2-SX	251702H-SX	1105	2120-1105 H-FTTP2-SX	251712H-SX	1955	2120-1955 H-FTTP2-SX	251722H-SX	2805	2120-2805 H-FTTP2-SX	251732H-SX
340	2120-0340 H-FTTP2-SX	251703H-SX	1190	2120-1190 H-FTTP2-SX	251713H-SX	2040	2120-2040 H-FTTP2-SX	251723H-SX	2890	2120-2890 H-FTTP2-SX	251733H-SX
425	2120-0425 H-FTTP2-SX	251704H-SX	1275	2120-1275 H-FTTP2-SX	251714H-SX	2125	2120-2125 H-FTTP2-SX	251724H-SX	2975	2120-2975 H-FTTP2-SX	251734H-SX
510	2120-0510 H-FTTP2-SX	251705H-SX	1360	2120-1360 H-FTTP2-SX	251715H-SX	2210	2120-2210 H-FTTP2-SX	251725H-SX	3060	2120-3060 H-FTTP2-SX	251735H-SX
595	2120-0595 H-FTTP2-SX	251706H-SX	1445	2120-1445 H-FTTP2-SX	251716H-SX	2295	2120-2295 H-FTTP2-SX	251726H-SX	3145	2120-3145 H-FTTP2-SX	251736H-SX
680	2120-0680 H-FTTP2-SX	251707H-SX	1530	2120-1530 H-FTTP2-SX	251717H-SX	2380	2120-2380 H-FTTP2-SX	251727H-SX	3230	2120-3230 H-FTTP2-SX	251737H-SX
765	2120-0765 H-FTTP2-SX	251708H-SX	1615	2120-1615 H-FTTP2-SX	251718H-SX	2465	2120-2465 H-FTTP2-SX	251728H-SX	3315	2120-3315 H-FTTP2-SX	251738H-SX
850	2120-0850 H-FTTP2-SX	251709H-SX	1700	2120-1700 H-FTTP2-SX	251719H-SX	2550	2120-2550 H-FTTP2-SX	251729H-SX	3400	2120-3400 H-FTTP2-SX	251739H-SX

# PLASTIC MODULAR CONVEYOR BELT

Grip Belts with high friction surface

<i>Series</i>	<i>Pages</i>
<b><u>VG 2120</u></b>	102 → 107

LBP Belts with low noise accumulation rollers

<b><u>LBP 2120</u></b>	108 → 110
------------------------	-----------

Flat top belts with guide bar

<b><u>GB 2120</u></b>	111
-----------------------	-----

Flat top american standard belts

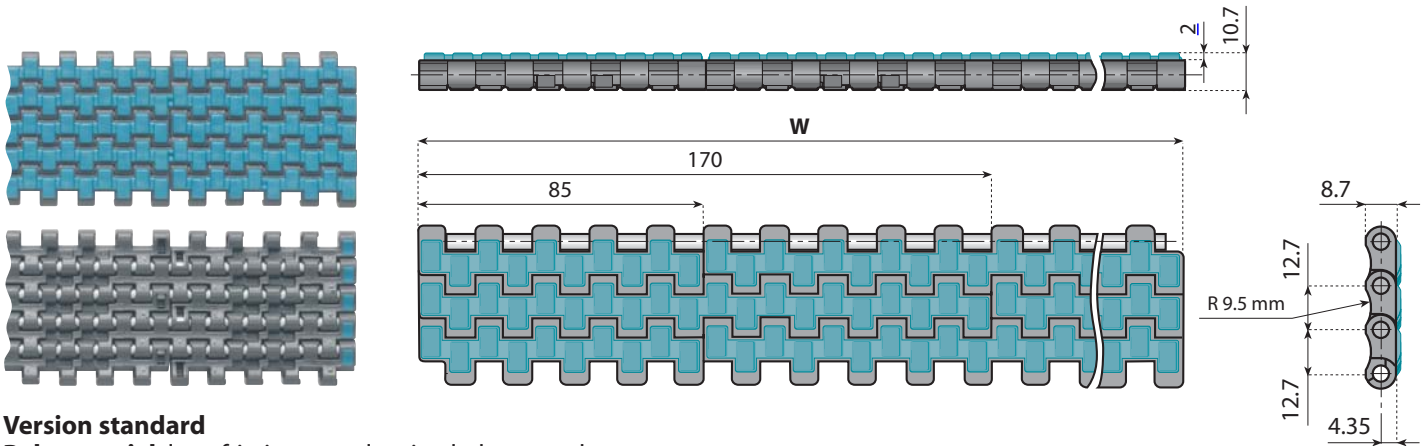
<b><u>2121 H FT</u></b>	112 → 113
-------------------------	-----------

Nose bar

<b><u>2120</u></b>	114
--------------------	-----

# VG 2120

# GRIP BELTS (Pitch 1/2" - 12.7 mm) WITH HIGH FRICTION SURFACE



### Version standard

**Belt material:** low friction acetal resin, dark grey colour

**Rubber material:** thermoplastic rubber, waterblue colour

**Backflex Radius:** 20 mm

**Max load capacity:** 20.000 N/m

**Standard length:** 120 pitches (5 ft 1.524 m)

**Pin material:** PBT (white)

LFG	TPR
Low Friction Acetal Resin	Thermoplastic Rubber



Page 114



Pages 288 → 291

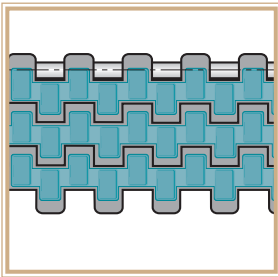


Page 4-5



Pages 311 → 315

## TYPE VG 2120



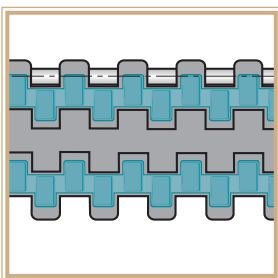
Weight: 9.3 Kg/m<sup>2</sup>

Width W mm	BELTS REF.	CODE
85	VG 2120-0085	254700
170	VG 2120-0170	254701
255	VG 2120-0255	254702
340	VG 2120-0340	254703
425	VG 2120-0425	254704
510	VG 2120-0510	254705
595	VG 2120-0595	254706
680	VG 2120-0680	254707
765	VG 2120-0765	254708
850	VG 2120-0850	254709

Width W mm	BELTS REF.	CODE
935	VG 2120-0935	254710
1020	VG 2120-1020	254711
1105	VG 2120-1105	254712
1190	VG 2120-1190	254713
1275	VG 2120-1275	254714
1360	VG 2120-1360	254715
1445	VG 2120-1445	254716
1530	VG 2120-1530	254717
1615	VG 2120-1615	254718
1700	VG 2120-1700	254719

Width W mm	BELTS REF.	CODE
1785	VG 2120-1785	254720
1870	VG 2120-1870	254721
1955	VG 2120-1955	254722
2040	VG 2120-2040	254723
2125	VG 2120-2125	254724
2210	VG 2120-2210	254725
2295	VG 2120-2295	254726
2380	VG 2120-2380	254727

## TYPE VG2-2120



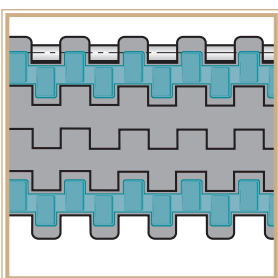
Weight: 9.1 Kg/m<sup>2</sup>

Width W mm	BELTS REF.	CODE
85	VG2-2120-0085	254800
170	VG2-2120-0170	254801
255	VG2-2120-0255	254802
340	VG2-2120-0340	254803
425	VG2-2120-0425	254804
510	VG2-2120-0510	254805
595	VG2-2120-0595	254806
680	VG2-2120-0680	254807
765	VG2-2120-0765	254808
850	VG2-2120-0850	254809

Width W mm	BELTS REF.	CODE
935	VG2-2120-0935	254810
1020	VG2-2120-1020	254811
1105	VG2-2120-1105	254812
1190	VG2-2120-1190	254813
1275	VG2-2120-1275	254814
1360	VG2-2120-1360	254815
1445	VG2-2120-1445	254816
1530	VG2-2120-1530	254817
1615	VG2-2120-1615	254818
1700	VG2-2120-1700	254819

Width W mm	BELTS REF.	CODE
1785	VG2-2120-1785	254820
1870	VG2-2120-1870	254821
1955	VG2-2120-1955	254822
2040	VG2-2120-2040	254823
2125	VG2-2120-2125	254824
2210	VG2-2120-2210	254825
2295	VG2-2120-2295	254826
2380	VG2-2120-2380	254827

## TYPE VG3-2120



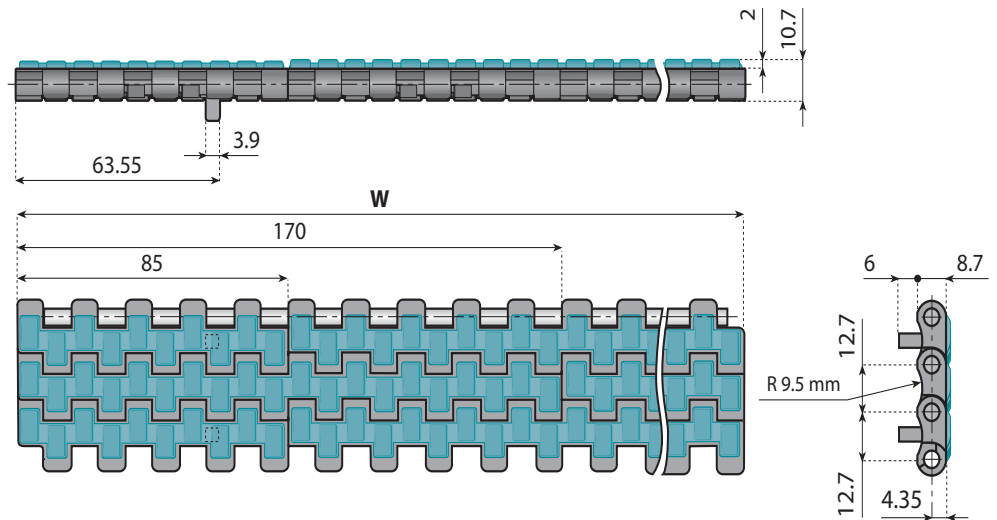

Weight: 9.0 Kg/m<sup>2</sup>

Width W mm	BELTS REF.	CODE
85	VG3-2120-0085	254900
170	VG3-2120-0170	254901
255	VG3-2120-0255	254902
340	VG3-2120-0340	254903
425	VG3-2120-0425	254904
510	VG3-2120-0510	254905
595	VG3-2120-0595	254906
680	VG3-2120-0680	254907
765	VG3-2120-0765	254908
850	VG3-2120-0850	254909

Width W mm	BELTS REF.	CODE
935	VG3-2120-0935	254910
1020	VG3-2120-1020	254911
1105	VG3-2120-1105	254912
1190	VG3-2120-1190	254913
1275	VG3-2120-1275	254914
1360	VG3-2120-1360	254915
1445	VG3-2120-1445	254916
1530	VG3-2120-1530	254917
1615	VG3-2120-1615	254918
1700	VG3-2120-1700	254919

Width W mm	BELTS REF.	CODE
1785	VG3-2120-1785	254920
1870	VG3-2120-1870	254921
1955	VG3-2120-1955	254922
2040	VG3-2120-2040	254923
2125	VG3-2120-2125	254924
2210	VG3-2120-2210	254925
2295	VG3-2120-2295	254926
2380	VG3-2120-2380	254927

Other widths available on request.



**Version with one positioner**  
**Belt material:** low friction acetal resin, dark grey colour  
**Rubber material:** thermoplastic rubber, waterblue colour  
**Backflex Radius:** 20 mm  
**Max load capacity:** 20.000 N/m  
**Standard length:** 120 pitches (5 ft 1.524 m)  
**Pin material:** PBT (white)

LFG	TPR
Low Friction Acetal Resin	Thermoplastic Rubber



Page 114



Pages 288 → 291

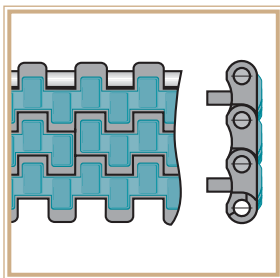


Page 4-5



Pages 311 → 315

**TYPE VG 2120 P1**



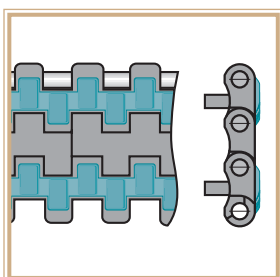
**Weight:** 9.3 Kg/m<sup>2</sup>

Width W mm	BELTS REF.	CODE
85	VG 2120-0085 P1	255000
170	VG 2120-0170 P1	255001
255	VG 2120-0255 P1	255002
340	VG 2120-0340 P1	255003
425	VG 2120-0425 P1	255004
510	VG 2120-0510 P1	255005
595	VG 2120-0595 P1	255006
680	VG 2120-0680 P1	255007
765	VG 2120-0765 P1	255008
850	VG 2120-0850 P1	255009

Width W mm	BELTS REF.	CODE
935	VG 2120-0935 P1	255010
1020	VG 2120-1020 P1	255011
1105	VG 2120-1105 P1	255012
1190	VG 2120-1190 P1	255013
1275	VG 2120-1275 P1	255014
1360	VG 2120-1360 P1	255015
1445	VG 2120-1445 P1	255016
1530	VG 2120-1530 P1	255017
1615	VG 2120-1615 P1	255018
1700	VG 2120-1700 P1	255019

Width W mm	BELTS REF.	CODE
1785	VG 2120-1785 P1	255020
1870	VG 2120-1870 P1	255021
1955	VG 2120-1955 P1	255022
2040	VG 2120-2040 P1	255023
2125	VG 2120-2125 P1	255024
2210	VG 2120-2210 P1	255025
2295	VG 2120-2295 P1	255026
2380	VG 2120-2380 P1	255027

**TYPE VG2-2120 P1**



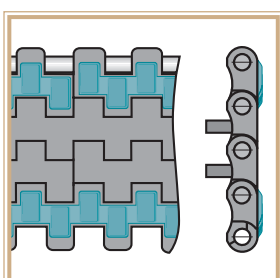
**Weight:** 9.2Kg/m<sup>2</sup>

Width W mm	BELTS REF.	CODE
85	VG2-2120-0085 P1	255100
170	VG2-2120-0170 P1	255101
255	VG2-2120-0255 P1	255102
340	VG2-2120-0340 P1	255103
425	VG2-2120-0425 P1	255104
510	VG2-2120-0510 P1	255105
595	VG2-2120-0595 P1	255106
680	VG2-2120-0680 P1	255107
765	VG2-2120-0765 P1	255108
850	VG2-2120-0850 P1	255109

Width W mm	BELTS REF.	CODE
935	VG2-2120-0935 P1	255110
1020	VG2-2120-1020 P1	255111
1105	VG2-2120-1105 P1	255112
1190	VG2-2120-1190 P1	255113
1275	VG2-2120-1275 P1	255114
1360	VG2-2120-1360 P1	255115
1445	VG2-2120-1445 P1	255116
1530	VG2-2120-1530 P1	255117
1615	VG2-2120-1615 P1	255118
1700	VG2-2120-1700 P1	255119

Width W mm	BELTS REF.	CODE
1785	VG2-2120-1785 P1	255120
1870	VG2-2120-1870 P1	255121
1955	VG2-2120-1955 P1	255122
2040	VG2-2120-2040 P1	255123
2125	VG2-2120-2125 P1	255124
2210	VG2-2120-2210 P1	255125
2295	VG2-2120-2295 P1	255126
2380	VG2-2120-2380 P1	255127

**TYPE VG3-2120 P1**



**Weight:** 9.1 Kg/m<sup>2</sup>

Width W mm	BELTS REF.	CODE
85	VG3-2120-0085 P1	255200
170	VG3-2120-0170 P1	255201
255	VG3-2120-0255 P1	255202
340	VG3-2120-0340 P1	255203
425	VG3-2120-0425 P1	255204
510	VG3-2120-0510 P1	255205
595	VG3-2120-0595 P1	255206
680	VG3-2120-0680 P1	255207
765	VG3-2120-0765 P1	255208
850	VG3-2120-0850 P1	255209

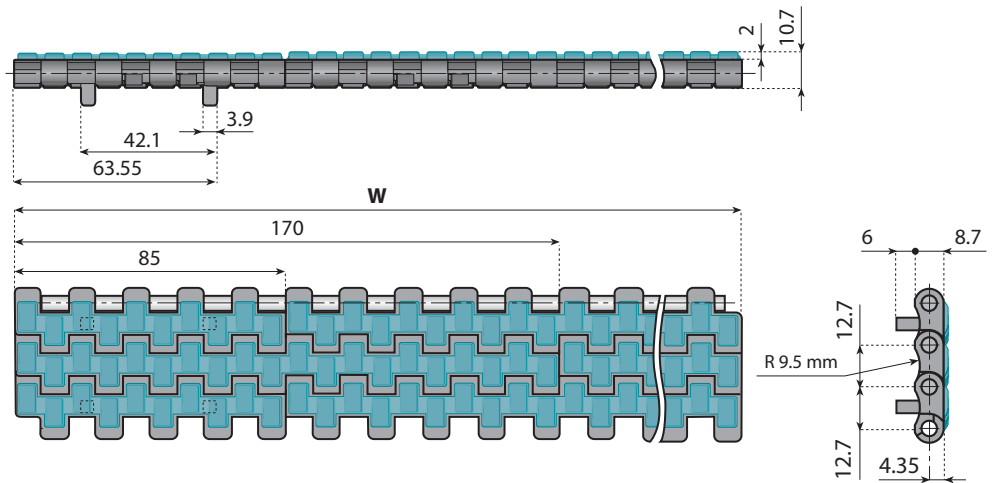

Width W mm	BELTS REF.	CODE
935	VG3-2120-0935 P1	255210
1020	VG3-2120-1020 P1	255211
1105	VG3-2120-1105 P1	255212
1190	VG3-2120-1190 P1	255213
1275	VG3-2120-1275 P1	255214
1360	VG3-2120-1360 P1	255215
1445	VG3-2120-1445 P1	255216
1530	VG3-2120-1530 P1	255217
1615	VG3-2120-1615 P1	255218
1700	VG3-2120-1700 P1	255219

Width W mm	BELTS REF.	CODE
1785	VG3-2120-1785 P1	255220
1870	VG3-2120-1870 P1	255221
1955	VG3-2120-1955 P1	255222
2040	VG3-2120-2040 P1	255223
2125	VG3-2120-2125 P1	255224
2210	VG3-2120-2210 P1	255225
2295	VG3-2120-2295 P1	255226
2380	VG3-2120-2380 P1	255227

Other widths available on request.

# VG 2120 P2

# GRIP BELTS (Pitch 1/2" - 12.7 mm) WITH HIGH FRICTION SURFACE



### Version with two positioners

**Belt material:** low friction acetal resin, dark grey colour  
**Rubber material:** thermoplastic rubber, waterblue colour  
**Backflex Radius:** 20 mm  
**Max load capacity:** 20.000 N/m  
**Standard length:** 120 pitches (5 ft 1.524 m)  
**Pin material:** PBT (white)

LFG	TPR
Low Friction Acetal Resin	Thermoplastic Rubber



Page 114



Pages 288 → 291

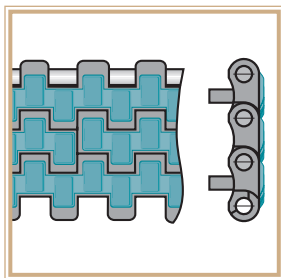


Page 4-5



Pages 311 → 315

## TYPE VG 2120 P2



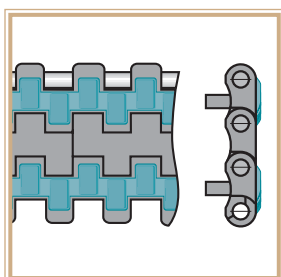
Weight: 9.4 Kg/m<sup>2</sup>

Width W mm	BELTS REF.	CODE
85	VG 2120-0085 P2	255300
170	VG 2120-0170 P2	255301
255	VG 2120-0255 P2	255302
340	VG 2120-0340 P2	255303
425	VG 2120-0425 P2	255304
510	VG 2120-0510 P2	255305
595	VG 2120-0595 P2	255306
680	VG 2120-0680 P2	255307
765	VG 2120-0765 P2	255308
850	VG 2120-0850 P2	255309

Width W mm	BELTS REF.	CODE
935	VG 2120-0935 P2	255310
1020	VG 2120-1020 P2	255311
1105	VG 2120-1105 P2	255312
1190	VG 2120-1190 P2	255313
1275	VG 2120-1275 P2	255314
1360	VG 2120-1360 P2	255315
1445	VG 2120-1445 P2	255316
1530	VG 2120-1530 P2	255317
1615	VG 2120-1615 P2	255318
1700	VG 2120-1700 P2	255319

Width W mm	BELTS REF.	CODE
1785	VG 2120-1785 P2	255320
1870	VG 2120-1870 P2	255321
1955	VG 2120-1955 P2	255322
2040	VG 2120-2040 P2	255323
2125	VG 2120-2125 P2	255324
2210	VG 2120-2210 P2	255325
2295	VG 2120-2295 P2	255326
2380	VG 2120-2380 P2	255327

## TYPE VG2-2120 P2



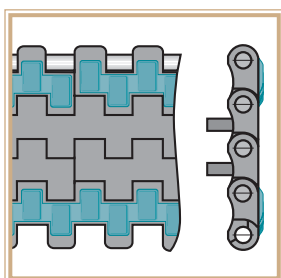
Weight: 9.2 Kg/m<sup>2</sup>

Width W mm	BELTS REF.	CODE
85	VG2-2120-0085 P2	255400
170	VG2-2120-0170 P2	255401
255	VG2-2120-0255 P2	255402
340	VG2-2120-0340 P2	255403
425	VG2-2120-0425 P2	255404
510	VG2-2120-0510 P2	255405
595	VG2-2120-0595 P2	255406
680	VG2-2120-0680 P2	255407
765	VG2-2120-0765 P2	255408
850	VG2-2120-0850 P2	255409

Width W mm	BELTS REF.	CODE
935	VG2-2120-0935 P2	255410
1020	VG2-2120-1020 P2	255411
1105	VG2-2120-1105 P2	255412
1190	VG2-2120-1190 P2	255413
1275	VG2-2120-1275 P2	255414
1360	VG2-2120-1360 P2	255415
1445	VG2-2120-1445 P2	255416
1530	VG2-2120-1530 P2	255417
1615	VG2-2120-1615 P2	255418
1700	VG2-2120-1700 P2	255419

Width W mm	BELTS REF.	CODE
1785	VG2-2120-1785 P2	255420
1870	VG2-2120-1870 P2	255421
1955	VG2-2120-1955 P2	255422
2040	VG2-2120-2040 P2	255423
2125	VG2-2120-2125 P2	255424
2210	VG2-2120-2210 P2	255425
2295	VG2-2120-2295 P2	255426
2380	VG2-2120-2380 P2	255427

## TYPE VG3-2120 P2



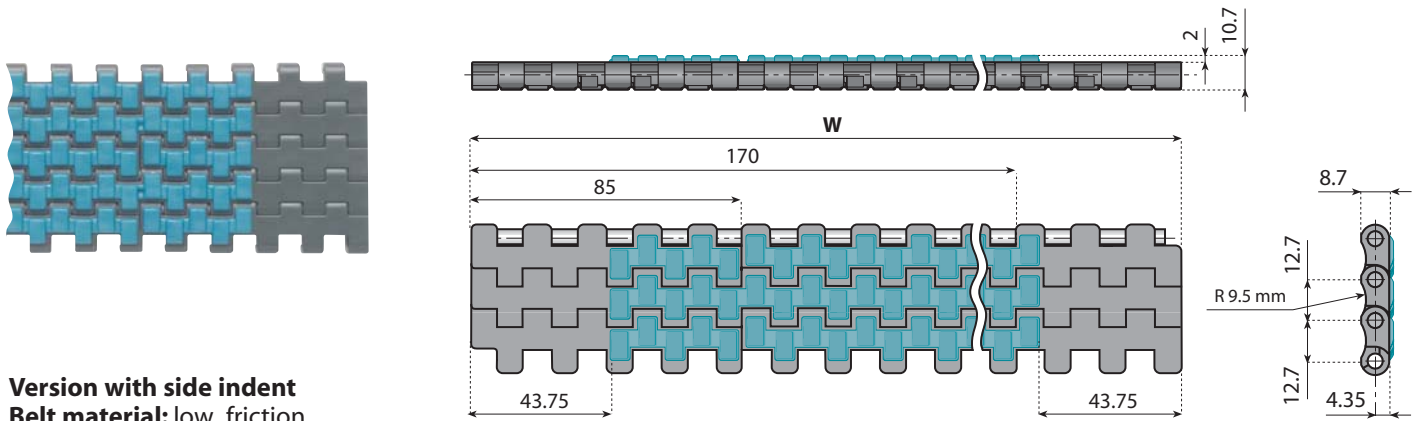
Weight: 9.1 Kg/m<sup>2</sup>

Width W mm	BELTS REF.	CODE
85	VG3-2120-0085 P2	255500
170	VG3-2120-0170 P2	255501
255	VG3-2120-0255 P2	255502
340	VG3-2120-0340 P2	255503
425	VG3-2120-0425 P2	255504
510	VG3-2120-0510 P2	255505
595	VG3-2120-0595 P2	255506
680	VG3-2120-0680 P2	255507
765	VG3-2120-0765 P2	255508
850	VG3-2120-0850 P2	255509

Width W mm	BELTS REF.	CODE
935	VG3-2120-0935 P2	255510
1020	VG3-2120-1020 P2	255511
1105	VG3-2120-1105 P2	255512
1190	VG3-2120-1190 P2	255513
1275	VG3-2120-1275 P2	255514
1360	VG3-2120-1360 P2	255515
1445	VG3-2120-1445 P2	255516
1530	VG3-2120-1530 P2	255517
1615	VG3-2120-1615 P2	255518
1700	VG3-2120-1700 P2	255519

Width W mm	BELTS REF.	CODE
1785	VG3-2120-1785 P2	255520
1870	VG3-2120-1870 P2	255521
1955	VG3-2120-1955 P2	255522
2040	VG3-2120-2040 P2	255523
2125	VG3-2120-2125 P2	255524
2210	VG3-2120-2210 P2	255525
2295	VG3-2120-2295 P2	255526
2380	VG3-2120-2380 P2	255527

Other widths available on request.



**Version with side indent**

**Belt material:** low friction acetal resin, dark grey colour

**Rubber material:** thermoplastic rubber, waterblue colour

**Backflex Radius:** 20 mm

**Max load capacity:** 20000 N/m

**Standard length:** 120 pitches (5 ft 1.524 m)

**Pin material:** PBT (white)

LFG	TPR
Low Friction Acetal Resin	Thermoplastic Rubber



Page 114



Pages 288 → 291

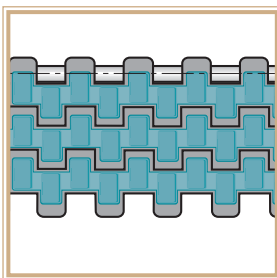


Page 4-5



Pages 311 → 315

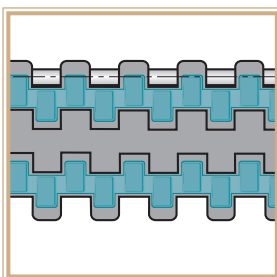
**TYPE VGS 2120**



**Weight:** 9.2 Kg/m<sup>2</sup>

Width W mm	BELTS REF.	CODE	Width W mm	BELTS REF.	CODE	Width W mm	BELTS REF.	CODE
85	-	-	935	VGS 2120-0935	255610	1785	VGS 2120-1785	255620
170	VGS 2120-0170	255601	1020	VGS 2120-1020	255611	1870	VGS 2120-1870	255621
255	VGS 2120-0255	255602	1105	VGS 2120-1105	255612	1955	VGS 2120-1955	255622
340	VGS 2120-0340	255603	1190	VGS 2120-1190	255613	2040	VGS 2120-2040	255623
425	VGS 2120-0425	255604	1275	VGS 2120-1275	255614	2125	VGS 2120-2125	255624
510	VGS 2120-0510	255605	1360	VGS 2120-1360	255615	2210	VGS 2120-2210	255625
595	VGS 2120-0595	255606	1445	VGS 2120-1445	255616	2295	VGS 2120-2295	255626
680	VGS 2120-0680	255607	1530	VGS 2120-1530	255617	2380	VGS 2120-2380	255627
765	VGS 2120-0765	255608	1615	VGS 2120-1615	255618			
850	VGS 2120-0850	255609	1700	VGS 2120-1700	255619			

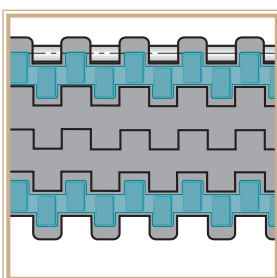
**TYPE VGS2-2120**



**Weight:** 9.0 Kg/m<sup>2</sup>

Width W mm	BELTS REF.	CODE	Width W mm	BELTS REF.	CODE	Width W mm	BELTS REF.	CODE
85	-	-	935	VGS2-2120-0935	255710	1785	VGS2-2120-1785	255720
170	VGS2-2120-0170	255701	1020	VGS2-2120-1020	255711	1870	VGS2-2120-1870	255721
255	VGS2-2120-0255	255702	1105	VGS2-2120-1105	255712	1955	VGS2-2120-1955	255722
340	VGS2-2120-0340	255703	1190	VGS2-2120-1190	255713	2040	VGS2-2120-2040	255723
425	VGS2-2120-0425	255704	1275	VGS2-2120-1275	255714	2125	VGS2-2120-2125	255724
510	VGS2-2120-0510	255705	1360	VGS2-2120-1360	255715	2210	VGS2-2120-2210	255725
595	VGS2-2120-0595	255706	1445	VGS2-2120-1445	255716	2295	VGS2-2120-2295	255726
680	VGS2-2120-0680	255707	1530	VGS2-2120-1530	255717	2380	VGS2-2120-2380	255727
765	VGS2-2120-0765	255708	1615	VGS2-2120-1615	255718			
850	VGS2-2120-0850	255709	1700	VGS2-2120-1700	255719			

**TYPE VGS3-2120**

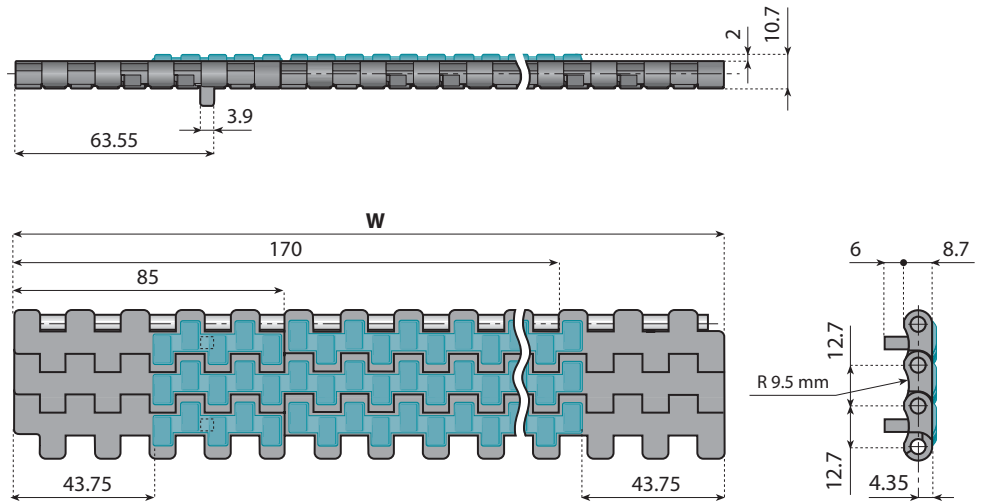



**Weight:** 8.9 Kg/m<sup>2</sup>

Width W mm	BELTS REF.	CODE	Width W mm	BELTS REF.	CODE	Width W mm	BELTS REF.	CODE
85	-	-	935	VGS3-2120-0935	255810	1785	VGS3-2120-1785	255820
170	VGS3-2120-0170	255801	1020	VGS3-2120-1020	255811	1870	VGS3-2120-1870	255821
255	VGS3-2120-0255	255802	1105	VGS3-2120-1105	255812	1955	VGS3-2120-1955	255822
340	VGS3-2120-0340	255803	1190	VGS3-2120-1190	255813	2040	VGS3-2120-2040	255823
425	VGS3-2120-0425	255804	1275	VGS3-2120-1275	255814	2125	VGS3-2120-2125	255824
510	VGS3-2120-0510	255805	1360	VGS3-2120-1360	255815	2210	VGS3-2120-2210	255825
595	VGS3-2120-0595	255806	1445	VGS3-2120-1445	255816	2295	VGS3-2120-2295	255826
680	VGS3-2120-0680	255807	1530	VGS3-2120-1530	255817	2380	VGS3-2120-2380	255827
765	VGS3-2120-0765	255808	1615	VGS3-2120-1615	255818			
850	VGS3-2120-0850	255809	1700	VGS3-2120-1700	255819			

Other widths available on request.

# VGS 2120 P1 GRIP BELTS (Pitch 1/2" - 12.7 mm) WITH HIGH FRICTION SURFACE



## Version with side indent and one positioner

**Belt material:** low friction acetal resin, dark grey colour

**Rubber material:** thermoplastic rubber, waterblue colour

**Backflex Radius:** 20 mm

**Max load capacity:** 20.000 N/m

**Standard length:** 120 pitches (5 ft 1.524 m)

**Pin material:** PBT (white)

LFG	TPR
Low Friction Acetal Resin	Thermoplastic Rubber



Page 114

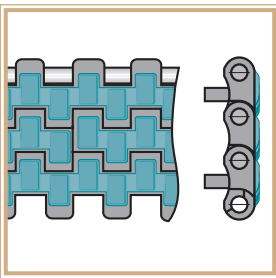


Pages 288 → 291



Page 4-5

## TYPE VGS 2120 P1



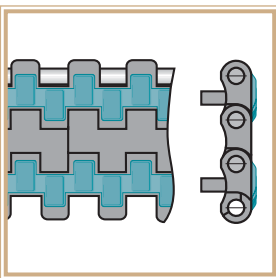
Weight: 9.3 Kg/m<sup>2</sup>

Width W mm	BELTS REF.	CODE
85	-	-
170	VGS 2120-0170 P1	255901
255	VGS 2120-0255 P1	255902
340	VGS 2120-0340 P1	255903
425	VGS 2120-0425 P1	255904
510	VGS 2120-0510 P1	255905
595	VGS 2120-0595 P1	255906
680	VGS 2120-0680 P1	255907
765	VGS 2120-0765 P1	255908
850	VGS 2120-0850 P1	255909

Width W mm	BELTS REF.	CODE
935	VGS 2120-0935 P1	255910
1020	VGS 2120-1020 P1	255911
1105	VGS 2120-1105 P1	255912
1190	VGS 2120-1190 P1	255913
1275	VGS 2120-1275 P1	255914
1360	VGS 2120-1360 P1	255915
1445	VGS 2120-1445 P1	255916
1530	VGS 2120-1530 P1	255917
1615	VGS 2120-1615 P1	255918
1700	VGS 2120-1700 P1	255919

Width W mm	BELTS REF.	CODE
1785	VGS 2120-1785 P1	255920
1870	VGS 2120-1870 P1	255921
1955	VGS 2120-1955 P1	255922
2040	VGS 2120-2040 P1	255923
2125	VGS 2120-2125 P1	255924
2210	VGS 2120-2210 P1	255925
2295	VGS 2120-2295 P1	255926
2380	VGS 2120-2380 P1	255927

## TYPE VGS2-2120 P1



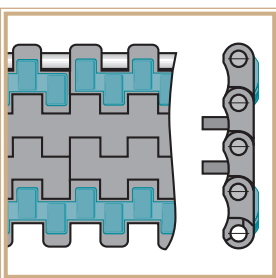
Weight: 9.1 Kg/m<sup>2</sup>

Width W mm	BELTS REF.	CODE
85	-	-
170	VGS2-2120-0170 P1	256001
255	VGS2-2120-0255 P1	256002
340	VGS2-2120-0340 P1	256003
425	VGS2-2120-0425 P1	256004
510	VGS2-2120-0510 P1	256005
595	VGS2-2120-0595 P1	256006
680	VGS2-2120-0680 P1	256007
765	VGS2-2120-0765 P1	256008
850	VGS2-2120-0850 P1	256009

Width W mm	BELTS REF.	CODE
935	VGS2-2120-0935 P1	256010
1020	VGS2-2120-1020 P1	256011
1105	VGS2-2120-1105 P1	256012
1190	VGS2-2120-1190 P1	256013
1275	VGS2-2120-1275 P1	256014
1360	VGS2-2120-1360 P1	256015
1445	VGS2-2120-1445 P1	256016
1530	VGS2-2120-1530 P1	256017
1615	VGS2-2120-1615 P1	256018
1700	VGS2-2120-1700 P1	256019

Width W mm	BELTS REF.	CODE
1785	VGS2-2120-1785 P1	256020
1870	VGS2-2120-1870 P1	256021
1955	VGS2-2120-1955 P1	256022
2040	VGS2-2120-2040 P1	256023
2125	VGS2-2120-2125 P1	256024
2210	VGS2-2120-2210 P1	256025
2295	VGS2-2120-2295 P1	256026
2380	VGS2-2120-2380 P1	256027

## TYPE VGS3-2120 P1



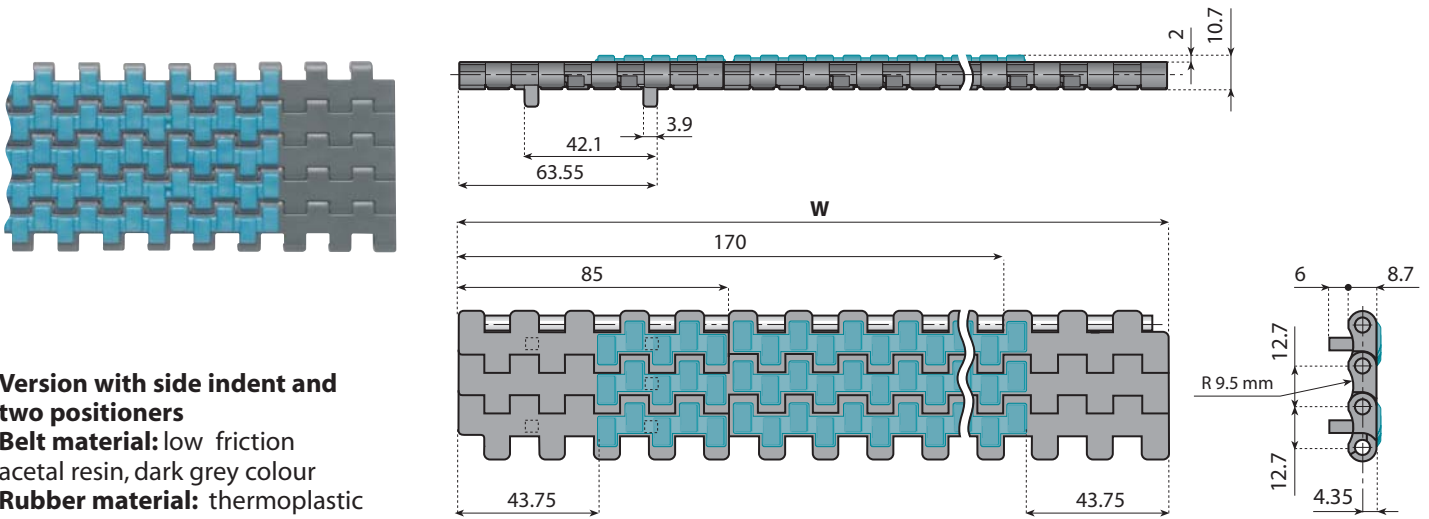
Weight: 9.0 Kg/m<sup>2</sup>

Width W mm	BELTS REF.	CODE
85	-	-
170	VGS3-2120-0170	256101
255	VGS3-2120-0255	256102
340	VGS3-2120-0340	256103
425	VGS3-2120-0425	256104
510	VGS3-2120-0510	256105
595	VGS3-2120-0595	256106
680	VGS3-2120-0680	256107
765	VGS3-2120-0765	256108
850	VGS3-2120-0850	256109

Width W mm	BELTS REF.	CODE
935	VGS3-2120-0935	256110
1020	VGS3-2120-1020	256111
1105	VGS3-2120-1105	256112
1190	VGS3-2120-1190	256113
1275	VGS3-2120-1275	256114
1360	VGS3-2120-1360	256115
1445	VGS3-2120-1445	256116
1530	VGS3-2120-1530	256117
1615	VGS3-2120-1615	256118
1700	VGS3-2120-1700	256119

Width W mm	BELTS REF.	CODE
1785	VGS3-2120-1785	256120
1870	VGS3-2120-1870	256121
1955	VGS3-2120-1955	256122
2040	VGS3-2120-2040	256123
2125	VGS3-2120-2125	256124
2210	VGS3-2120-2210	256125
2295	VGS3-2120-2295	256126
2380	VGS3-2120-2380	256127

Other widths available on request.



**Version with side indent and two positioners**

**Belt material:** low friction acetal resin, dark grey colour  
**Rubber material:** thermoplastic rubber, waterblue colour

**Backflex Radius:** 20 mm

**Max load capacity:** 20.000 N/m

**Standard length:** 120 pitches (5 ft 1.524 m)

**Pin material:** PBT (white)

LFG	TPR
Low Friction Acetal Resin	Thermoplastic Rubber



Page 114

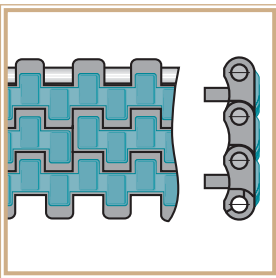


Pages 288 → 291



Page 4-5

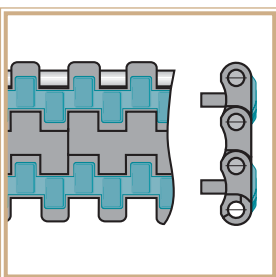
**TYPE VGS 2120 P2**



**Weight:** 9.3 Kg/m<sup>2</sup>

Width W mm	BELTS REF.	CODE	Width W mm	BELTS REF.	CODE	Width W mm	BELTS REF.	CODE
85	-	-	935	VGS 2120-0935 P2	256210	1785	VGS 2120-1785 P2	256220
170	VGS 2120-0170 P2	256201	1020	VGS 2120-1020 P2	256211	1870	VGS 2120-1870 P2	256221
255	VGS 2120-0255 P2	256202	1105	VGS 2120-1105 P2	256212	1955	VGS 2120-1955 P2	256222
340	VGS 2120-0340 P2	256203	1190	VGS 2120-1190 P2	256213	2040	VGS 2120-2040 P2	256223
425	VGS 2120-0425 P2	256204	1275	VGS 2120-1275 P2	256214	2125	VGS 2120-2125 P2	256224
510	VGS 2120-0510 P2	256205	1360	VGS 2120-1360 P2	256215	2210	VGS 2120-2210 P2	256225
595	VGS 2120-0595 P2	256206	1445	VGS 2120-1445 P2	256216	2295	VGS 2120-2295 P2	256226
680	VGS 2120-0680 P2	256207	1530	VGS 2120-1530 P2	256217	2380	VGS 2120-2380 P2	256227
765	VGS 2120-0765 P2	256208	1615	VGS 2120-1615 P2	256218			
850	VGS 2120-0850 P2	256209	1700	VGS 2120-1700 P2	256219			

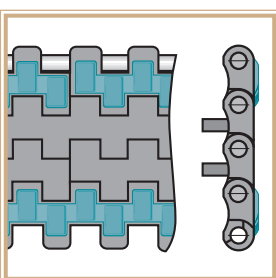
**TYPE VGS2-2120 P2**



**Weight:** 9.2 Kg/m<sup>2</sup>

Width W mm	BELTS REF.	CODE	Width W mm	BELTS REF.	CODE	Width W mm	BELTS REF.	CODE
85	-	-	935	VGS2-2120-0935 P2	256310	1785	VGS2-2120-1785 P2	256320
170	VGS2-2120-0170 P2	256301	1020	VGS2-2120-1020 P2	256311	1870	VGS2-2120-1870 P2	256321
255	VGS2-2120-0255 P2	256302	1105	VGS2-2120-1105 P2	256312	1955	VGS2-2120-1955 P2	256322
340	VGS2-2120-0340 P2	256303	1190	VGS2-2120-1190 P2	256313	2040	VGS2-2120-2040 P2	256323
425	VGS2-2120-0425 P2	256304	1275	VGS2-2120-1275 P2	256314	2125	VGS2-2120-2125 P2	256324
510	VGS2-2120-0510 P2	256305	1360	VGS2-2120-1360 P2	256315	2210	VGS2-2120-2210 P2	256325
595	VGS2-2120-0595 P2	256306	1445	VGS2-2120-1445 P2	256316	2295	VGS2-2120-2295 P2	256326
680	VGS2-2120-0680 P2	256307	1530	VGS2-2120-1530 P2	256317	2380	VGS2-2120-2380 P2	256327
765	VGS2-2120-0765 P2	256308	1615	VGS2-2120-1615 P2	256318			
850	VGS2-2120-0850 P2	256309	1700	VGS2-2120-1700 P2	256319			

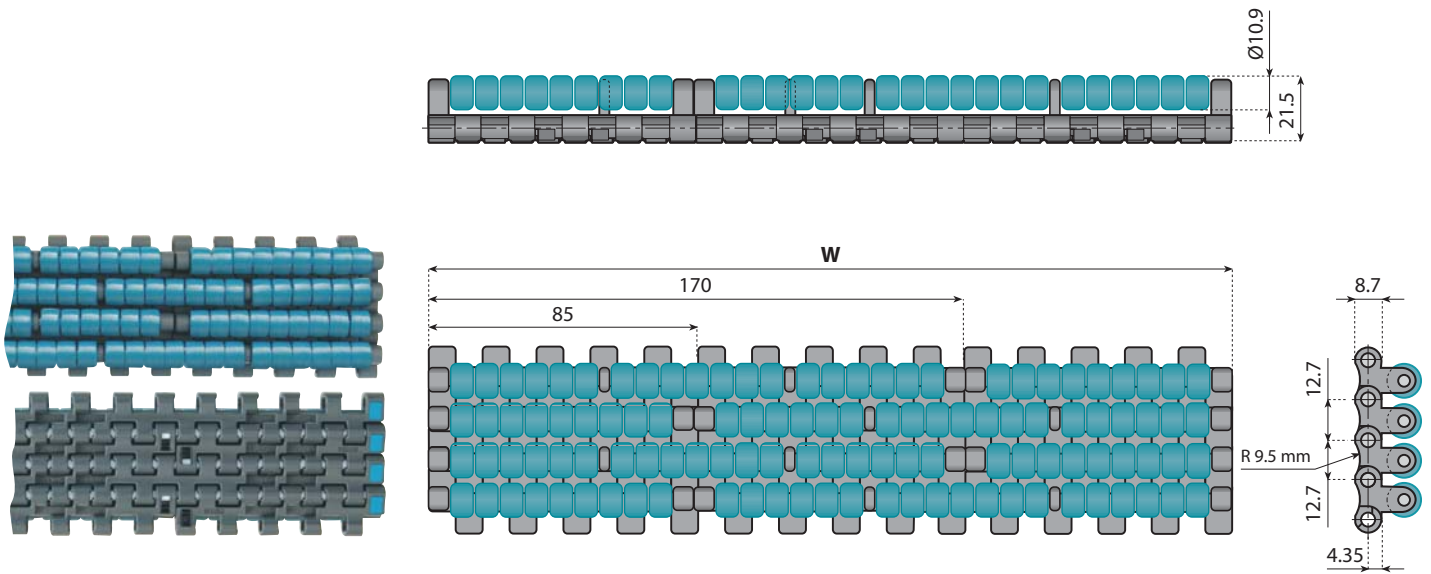
**TYPE VGS3-2120 P2**



**Weight:** 9.1 Kg/m<sup>2</sup>

Width W mm	BELTS REF.	CODE	Width W mm	BELTS REF.	CODE	Width W mm	BELTS REF.	CODE
85	-	-	935	VGS3-2120-0935 P2	256410	1785	VGS3-2120-1785 P2	256420
170	VGS3-2120-0170 P2	256401	1020	VGS3-2120-1020 P2	256411	1870	VGS3-2120-1870 P2	256421
255	VGS3-2120-0255 P2	256402	1105	VGS3-2120-1105 P2	256412	1955	VGS3-2120-1955 P2	256422
340	VGS3-2120-0340 P2	256403	1190	VGS3-2120-1190 P2	256413	2040	VGS3-2120-2040 P2	256423
425	VGS3-2120-0425 P2	256404	1275	VGS3-2120-1275 P2	256414	2125	VGS3-2120-2125 P2	256424
510	VGS3-2120-0510 P2	256405	1360	VGS3-2120-1360 P2	256415	2210	VGS3-2120-2210 P2	256425
595	VGS3-2120-0595 P2	256406	1445	VGS3-2120-1445 P2	256416	2295	VGS3-2120-2295 P2	256426
680	VGS3-2120-0680 P2	256407	1530	VGS3-2120-1530 P2	256417	2380	VGS3-2120-2380 P2	256427
765	VGS3-2120-0765 P2	256408	1615	VGS3-2120-1615 P2	256418			
850	VGS3-2120-0850 P2	256409	1700	VGS3-2120-1700 P2	256419			

Other widths available on request.



**Version standard**

**Backflex Radius:** 60 mm

**Max load capacity:** 20.000 N/m

**Weight:** 25 Kg/m<sup>2</sup>

**Standard length:** 120 pitches (5 ft -1.524 m)

**Pin material:** PBT (white)



Page [114](#)



Pages [288](#) → [291](#)



Page [4-5](#)

<b>AISI 304</b>	<b>LFG</b>
Roller Shaft Material	Low Friction Acetal Resin

Width W mm	BELTS REF.	CODE
85	LBP 2120-0085	<b>256500</b>
170	LBP 2120-0170	<b>256501</b>
255	LBP 2120-0255	<b>256502</b>
340	LBP 2120-0340	<b>256503</b>
425	LBP 2120-0425	<b>256504</b>
510	LBP 2120-0510	<b>256505</b>
595	LBP 2120-0595	<b>256506</b>
680	LBP 2120-0680	<b>256507</b>
765	LBP 2120-0765	<b>256508</b>
850	LBP 2120-0850	<b>256509</b>

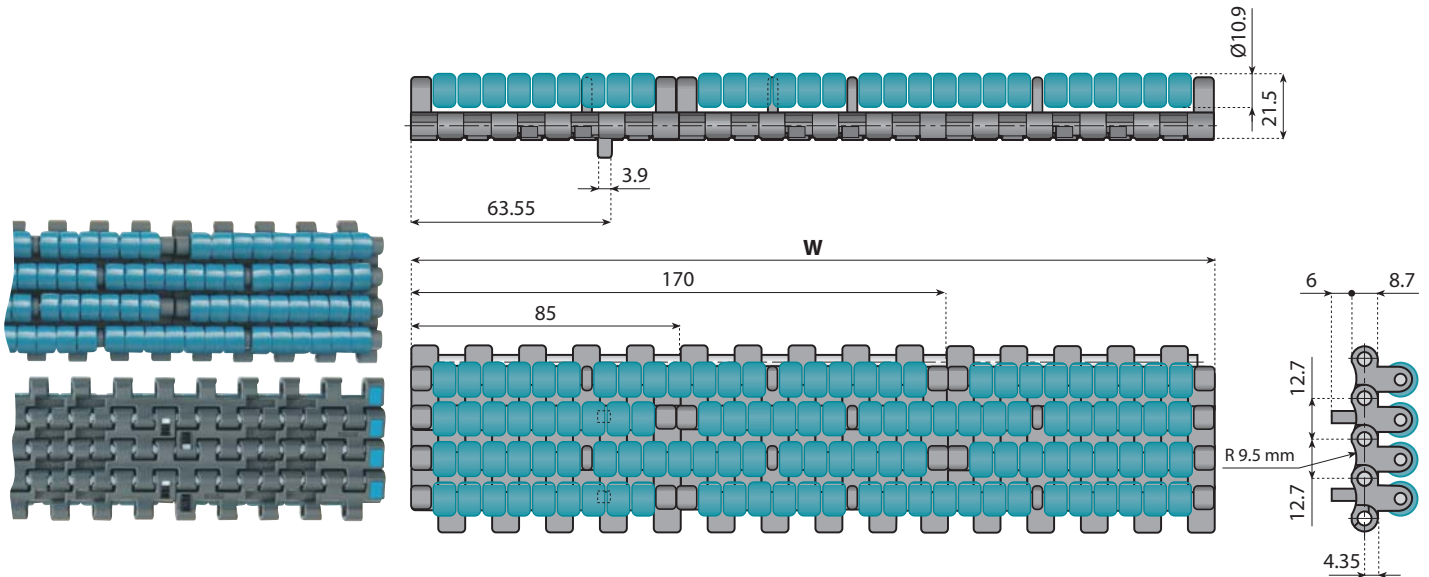
Width W mm	BELTS REF.	CODE
935	LBP 2120-0935	<b>256510</b>
1020	LBP 2120-1020	<b>256511</b>
1105	LBP 2120-1105	<b>256512</b>
1190	LBP 2120-1190	<b>256513</b>
1275	LBP 2120-1275	<b>256514</b>
1360	LBP 2120-1360	<b>256515</b>
1445	LBP 2120-1445	<b>256516</b>
1530	LBP 2120-1530	<b>256517</b>
1615	LBP 2120-1615	<b>256518</b>
1700	LBP 2120-1700	<b>256519</b>

Width W mm	BELTS REF.	CODE
1785	LBP 2120-1785	<b>256520</b>
1870	LBP 2120-1870	<b>256521</b>
1955	LBP 2120-1955	<b>256522</b>
2040	LBP 2120-2040	<b>256523</b>
2125	LBP 2120-2125	<b>256524</b>
2210	LBP 2120-2210	<b>256525</b>
2295	LBP 2120-2295	<b>256526</b>
2380	LBP 2120-2380	<b>256527</b>
2465	LBP 2120-2465	<b>256528</b>
2550	LBP 2120-2550	<b>256529</b>

Width W mm	BELTS REF.	CODE
2635	LBP 2120-2635	<b>256530</b>
2720	LBP 2120-2720	<b>256531</b>
2805	LBP 2120-2805	<b>256532</b>
2890	LBP 2120-2890	<b>256533</b>
2975	LBP 2120-2975	<b>256534</b>
3060	LBP 2120-3060	<b>256535</b>
3145	LBP 2120-3145	<b>256536</b>
3230	LBP 2120-3230	<b>256537</b>
3315	LBP 2120-3315	<b>256538</b>
3400	LBP 2120-3400	<b>256539</b>

**LBP BELTS (Pitch 1/2" - 12.7 mm)  
WITH LOW NOISE ACCUMULATION ROLLERS**

**LBP 2120 P1**



**Version with one positioner**

**Backflex Radius:** 60 mm

**Max load capacity:** 20.000 N/m

**Weight:** 25 Kg/m<sup>2</sup>

**Standard length:** 120 pitches (5 ft -1.524 m)

**Pin material:** PBT (white)



Page [114](#)



Pages [288](#) → [291](#)



Page [4-5](#)

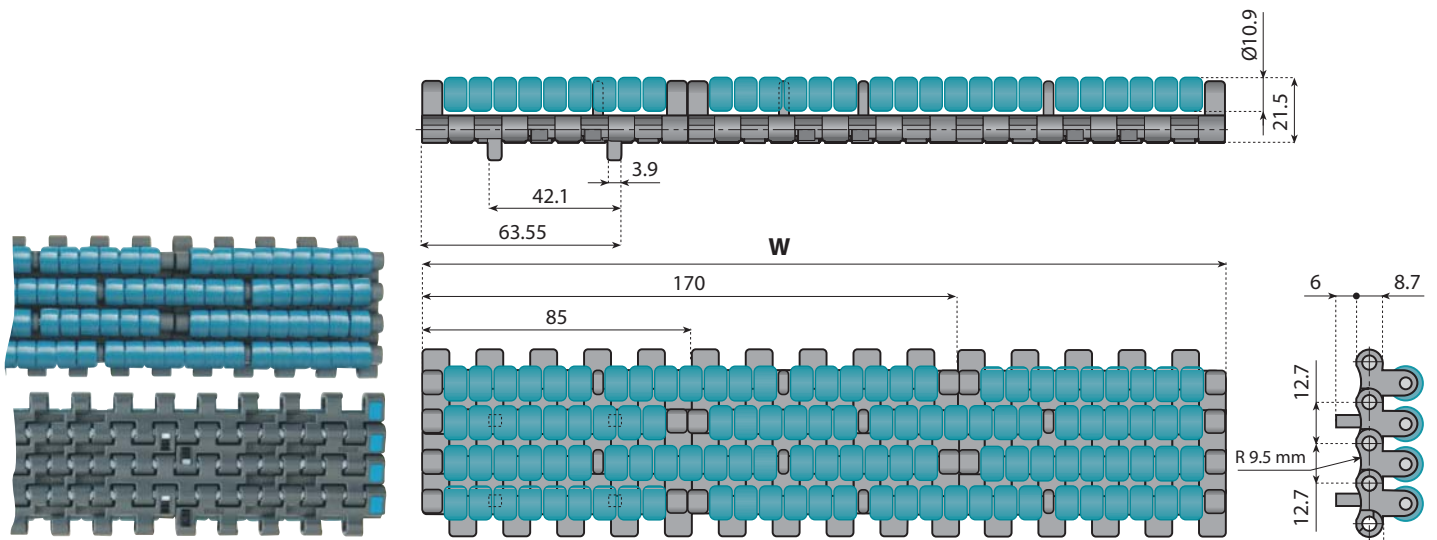
AISI 304	LFG
Roller Shaft Material	Low Friction Acetal Resin

Width W mm	BELTS REF.	CODE
85	LBP 2120-0085 P1	<b>256600</b>
170	LBP 2120-0170 P1	<b>256601</b>
255	LBP 2120-0255 P1	<b>256602</b>
340	LBP 2120-0340 P1	<b>256603</b>
425	LBP 2120-0425 P1	<b>256604</b>
510	LBP 2120-0510 P1	<b>256605</b>
595	LBP 2120-0595 P1	<b>256606</b>
680	LBP 2120-0680 P1	<b>256607</b>
765	LBP 2120-0765 P1	<b>256608</b>
850	LBP 2120-0850 P1	<b>256609</b>

Width W mm	BELTS REF.	CODE
935	LBP 2120-0935 P1	<b>256610</b>
1020	LBP 2120-1020 P1	<b>256611</b>
1105	LBP 2120-1105 P1	<b>256612</b>
1190	LBP 2120-1190 P1	<b>256613</b>
1275	LBP 2120-1275 P1	<b>256614</b>
1360	LBP 2120-1360 P1	<b>256615</b>
1445	LBP 2120-1445 P1	<b>256616</b>
1530	LBP 2120-1530 P1	<b>256617</b>
1615	LBP 2120-1615 P1	<b>256618</b>
1700	LBP 2120-1700 P1	<b>256619</b>

Width W mm	BELTS REF.	CODE
1785	LBP 2120-1785 P1	<b>256620</b>
1870	LBP 2120-1870 P1	<b>256621</b>
1955	LBP 2120-1955 P1	<b>256622</b>
2040	LBP 2120-2040 P1	<b>256623</b>
2125	LBP 2120-2125 P1	<b>256624</b>
2210	LBP 2120-2210 P1	<b>256625</b>
2295	LBP 2120-2295 P1	<b>256626</b>
2380	LBP 2120-2380 P1	<b>256627</b>
2465	LBP 2120-2465 P1	<b>256628</b>
2550	LBP 2120-2550 P1	<b>256629</b>

Width W mm	BELTS REF.	CODE
2635	LBP 2120-2635 P1	<b>256630</b>
2720	LBP 2120-2720 P1	<b>256631</b>
2805	LBP 2120-2805 P1	<b>256632</b>
2890	LBP 2120-2890 P1	<b>256633</b>
2975	LBP 2120-2975 P1	<b>256634</b>
3060	LBP 2120-3060 P1	<b>256635</b>
3145	LBP 2120-3145 P1	<b>256636</b>
3230	LBP 2120-3230 P1	<b>256637</b>
3315	LBP 2120-3315 P1	<b>256638</b>
3400	LBP 2120-3400 P1	<b>256639</b>



### Version with two positioners

**Backflex Radius:** 60 mm

**Max load capacity:** 20.000 N/m

**Weight:** 25 Kg/m<sup>2</sup>

**Standard length:** 120 pitches (5 ft 1.524 m)

**Pin material:** PBT (white)



Page [114](#)



Pages [288](#) → [291](#)



Page [4-5](#)

AISI 304	LFG
Roller Shaft Material	Low Friction Acetal Resin

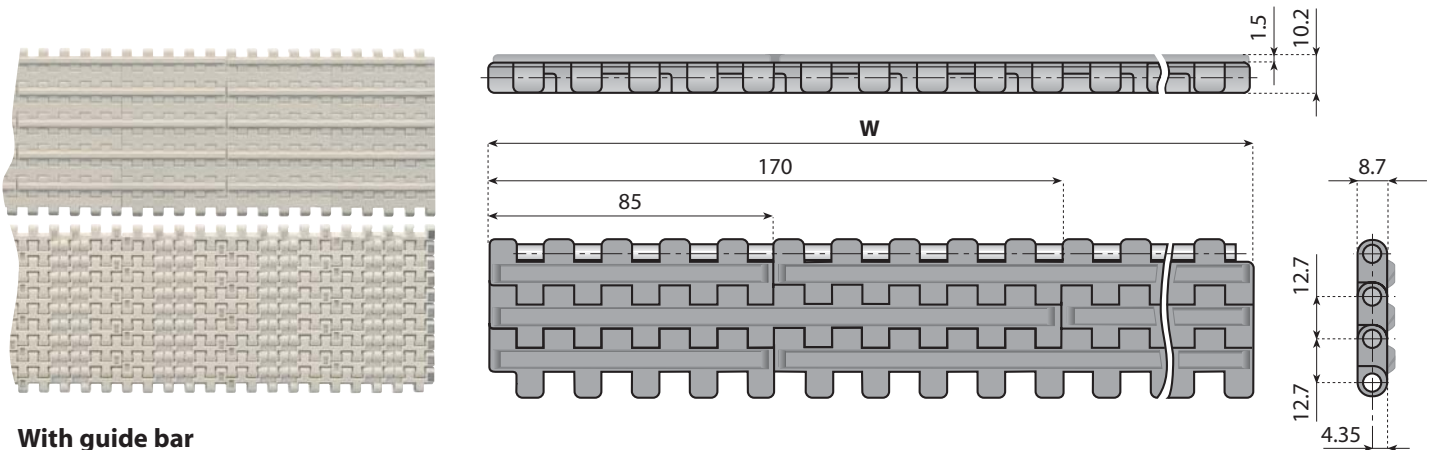
Width W mm	BELTS REF.	CODE
85	LBP 2120-0085 P2	<b>256700</b>
170	LBP 2120-0170 P2	<b>256701</b>
255	LBP 2120-0255 P2	<b>256702</b>
340	LBP 2120-0340 P2	<b>256703</b>
425	LBP 2120-0425 P2	<b>256704</b>
510	LBP 2120-0510 P2	<b>256705</b>
595	LBP 2120-0595 P2	<b>256706</b>
680	LBP 2120-0680 P2	<b>256707</b>
765	LBP 2120-0765 P2	<b>256708</b>
850	LBP 2120-0850 P2	<b>256709</b>

Width W mm	BELTS REF.	CODE
935	LBP 2120-0935 P2	<b>256710</b>
1020	LBP 2120-1020 P2	<b>256711</b>
1105	LBP 2120-1105 P2	<b>256712</b>
1190	LBP 2120-1190 P2	<b>256713</b>
1275	LBP 2120-1275 P2	<b>256714</b>
1360	LBP 2120-1360 P2	<b>256715</b>
1445	LBP 2120-1445 P2	<b>256716</b>
1530	LBP 2120-1530 P2	<b>256717</b>
1615	LBP 2120-1615 P2	<b>256718</b>
1700	LBP 2120-1700 P2	<b>256719</b>

Width W mm	BELTS REF.	CODE
1785	LBP 2120-1785 P2	<b>256720</b>
1870	LBP 2120-1870 P2	<b>256721</b>
1955	LBP 2120-1955 P2	<b>256722</b>
2040	LBP 2120-2040 P2	<b>256723</b>
2125	LBP 2120-2125 P2	<b>256724</b>
2210	LBP 2120-2210 P2	<b>256725</b>
2295	LBP 2120-2295 P2	<b>256726</b>
2380	LBP 2120-2380 P2	<b>256727</b>
2465	LBP 2120-2465 P2	<b>256728</b>
2550	LBP 2120-2550 P2	<b>256729</b>

Width W mm	BELTS REF.	CODE
2635	LBP 2120-2635 P2	<b>256730</b>
2720	LBP 2120-2720 P2	<b>256731</b>
2805	LBP 2120-2805 P2	<b>256732</b>
2890	LBP 2120-2890 P2	<b>256733</b>
2975	LBP 2120-2975 P2	<b>256734</b>
3060	LBP 2120-3060 P2	<b>256735</b>
3145	LBP 2120-3145 P2	<b>256736</b>
3230	LBP 2120-3230 P2	<b>256737</b>
3315	LBP 2120-3315 P2	<b>256738</b>
3400	LBP 2120-3400 P2	<b>256739</b>

Other widths available on request.



**With guide bar**

**Belt material:** low friction acetal resin, dark grey colour  
**Backflex Radius:** 20 mm  
**Max load capacity:** 20.000 N/m  
**Standard length:** 240 pitches (10 ft 13.048 m)  
**Pin material:** PBT (white)

● ●  
**FOR BELTS AVAILABLE IN "XPG" MATERIAL JUST ADD "XPG" TO PART NUMBER (example "code 256800-XPG")**

LFG	XPG
Low Friction Acetal Resin	Extra Performance



Pages 288 → 291

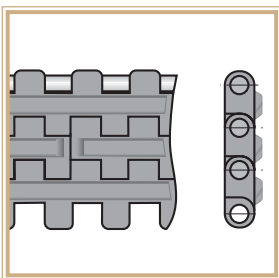


Page 114



Page 4-5

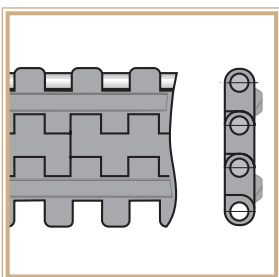
**TYPE GB 2120**



**Weight:** 10.4 Kg/m<sup>2</sup>

Width W mm	BELTS REF.	CODE	Width W mm	BELTS REF.	CODE	Width W mm	BELTS REF.	CODE
85	GB 2120-0085	256800	935	GB 2120-0935	256810	1785	GB 2120-1785	256820
170	GB 2120-0170	256801	1020	GB 2120-1020	256811	1870	GB 2120-1870	256821
255	GB 2120-0255	256802	1105	GB 2120-1105	256812	1955	GB 2120-1955	256822
340	GB 2120-0340	256803	1190	GB 2120-1190	256813	2040	GB 2120-2040	256823
425	GB 2120-0425	256804	1275	GB 2120-1275	256814	2125	GB 2120-2125	256824
510	GB 2120-0510	256805	1360	GB 2120-1360	256815	2210	GB 2120-2210	256825
595	GB 2120-0595	256806	1445	GB 2120-1445	256816	2295	GB 2120-2295	256826
680	GB 2120-0680	256807	1530	GB 2120-1530	256817	2380	GB 2120-2380	256827
765	GB 2120-0765	256808	1615	GB 2120-1615	256818			
850	GB 2120-0850	256809	1700	GB 2120-1700	256819			

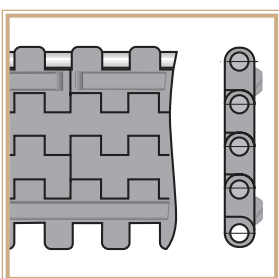
**TYPE GB2-2120**



**Weight:** 10.1 Kg/m<sup>2</sup>

Width W mm	BELTS REF.	CODE	Width W mm	BELTS REF.	CODE	Width W mm	BELTS REF.	CODE
85	GB2 2120-0085	256900	935	GB2 2120-0935	256910	1785	GB2 2120-1785	256920
170	GB2 2120-0170	256901	1020	GB2 2120-1020	256911	1870	GB2 2120-1870	256921
255	GB2 2120-0255	256902	1105	GB2 2120-1105	256912	1955	GB2 2120-1955	256922
340	GB2 2120-0340	256903	1190	GB2 2120-1190	256913	2040	GB2 2120-2040	256923
425	GB2 2120-0425	256904	1275	GB2 2120-1275	256914	2125	GB2 2120-2125	256924
510	GB2 2120-0510	256905	1360	GB2 2120-1360	256915	2210	GB2 2120-2210	256925
595	GB2 2120-0595	256906	1445	GB2 2120-1445	256916	2295	GB2 2120-2295	256926
680	GB2 2120-0680	256907	1530	GB2 2120-1530	256917	2380	GB2 2120-2380	256927
765	GB2 2120-0765	256908	1615	GB2 2120-1615	256918			
850	GB2 2120-0850	256909	1700	GB2 2120-1700	256919			

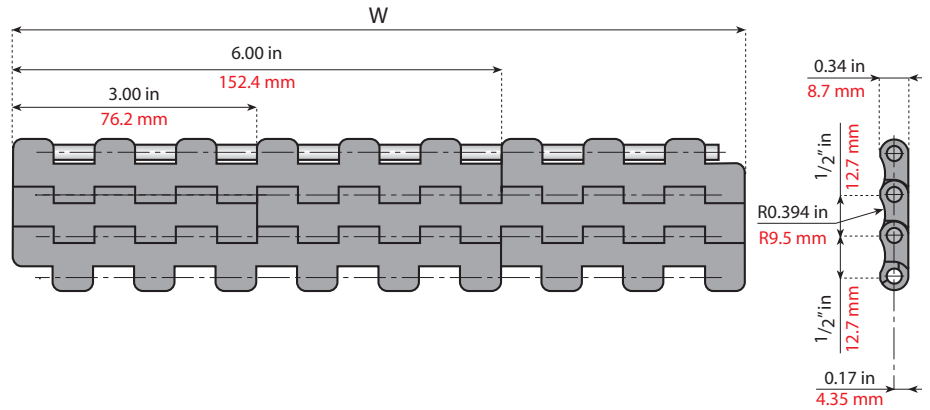

**TYPE GB3-2120**



**Weight:** 9.9 Kg/m<sup>2</sup>

Width W mm	BELTS REF.	CODE	Width W mm	BELTS REF.	CODE	Width W mm	BELTS REF.	CODE
85	GB3 2120-0085	257000	935	GB3 2120-0935	257010	1785	GB3 2120-1785	257020
170	GB3 2120-0170	257001	1020	GB3 2120-1020	257011	1870	GB3 2120-1870	257021
255	GB3 2120-0255	257002	1105	GB3 2120-1105	257012	1955	GB3 2120-1955	257022
340	GB3 2120-0340	257003	1190	GB3 2120-1190	257013	2040	GB3 2120-2040	257023
425	GB3 2120-0425	257004	1275	GB3 2120-1275	257014	2125	GB3 2120-2125	257024
510	GB3 2120-0510	257005	1360	GB3 2120-1360	257015	2210	GB3 2120-2210	257025
595	GB3 2120-0595	257006	1445	GB3 2120-1445	257016	2295	GB3 2120-2295	257026
680	GB3 2120-0680	257007	1530	GB3 2120-1530	257017	2380	GB3 2120-2380	257027
765	GB3 2120-0765	257008	1615	GB3 2120-1615	257018			
850	GB3 2120-0850	257009	1700	GB3 2120-1700	257019			

Other widths available on request.



**Backflex Radius:** 10 mm - 0.4" inch.  
**Max load capacity:** 20.000 N/m - 1370 lbs/ft  
**Weight:** 8.8 Kg/m<sup>2</sup> - 1.8 lbs/ft<sup>2</sup>  
**Standard length:** 240 pitches (10 ft 3.048 m)  
**Pin material:** PBT (white)



Page 114



Pages 288 → 291



Page 4-5

FOR BELTS AVAILABLE IN "XPG"  
 MATERIAL JUST ADD "XPG"  
 TO PART NUMBER  
 (example "code 261104-XPG")

XPG	LFG
<b>Extra Performance</b> (special material color Dark Brown/Grey)	<b>Low Friction Acetal Resin</b> (standard material color Dark Grey)

*On request and for adequate quantities  
 these chains can be produced in:*

AS	PP	NGG
Anti-static Acetal Resin	Polypropylene	New Generation

Width W inch.	BELTS REF.	CODE
3.00	2121-0003 FT	26050
6.00	2121-0006 FT	26053
9.00	2121-0009 FT	261102
12.00	2121-0012 FT	261103
15.00	2121-0015 FT	261104
18.00	2121-0018 FT	261105
21.00	2121-0021 FT	261106
24.00	2121-0024 FT	261107
27.00	2121-0027 FT	261108
30.00	2121-0030 FT	261109

Width W inch.	BELTS REF.	CODE
33.00	2121-0033 FT	261110
36.00	2121-0036 FT	261111
39.00	2121-0039 FT	261112
42.00	2121-0042 FT	261113
45.00	2121-0045 FT	261114
48.00	2121-0048 FT	261115
51.00	2121-0051 FT	261116
54.00	2121-0054 FT	261117
57.00	2121-0057 FT	261118
60.00	2121-0060 FT	261119

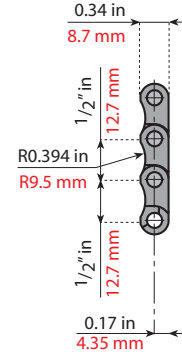
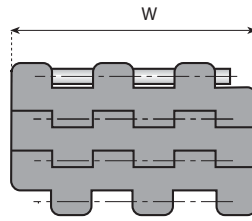

Width W inch.	BELTS REF.	CODE
63.00	2121-0063 FT	261120
66.00	2121-0066 FT	261121
69.00	2121-0069 FT	261122
72.00	2121-0072 FT	261123
75.00	2121-0075 FT	261124
78.00	2121-0078 FT	261125
81.00	2121-0081 FT	261126
84.00	2121-0084 FT	261127
87.00	2121-0087 FT	261128
90.00	2121-0090 FT	261129

Width W inch.	BELTS REF.	CODE
93.00	2121-0093 FT	261130
96.00	2121-0096 FT	261131
99.00	2121-0099 FT	261132
102.00	2121-0102 FT	261133
105.00	2121-0105 FT	261134
108.00	2121-0108 FT	261135
111.00	2121-0111 FT	261136
114.00	2121-0114 FT	261137
117.00	2121-0117 FT	261138
120.00	2121-0120 FT	261139

Other widths available on request.

# FLAT TOP AMERICAN STANDARD BELTS ONE TRACK DEDICATED WIDTHS

2121 H FT



## Dedicated widths

Pin material: PBT (white)

*On request and for adequate quantities  
these chains can be produced in:*

XPG	LFG
Extra Performance (special material color Dark Brown/Grey)	Low Friction Acetal Resin (standard material color Dark Grey)

AS	PP	NGG
Anti-static Acetal Resin	Polypropylene	New Generation



Page  
114



Pages  
288 → 291

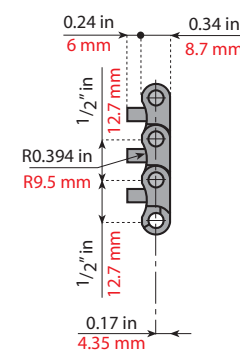
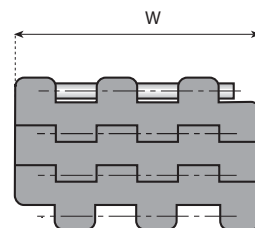
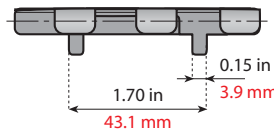



Page  
4 - 5

BELTS - REF.	CODE	Material	Width W		Pitch P		Backflex Radius		Max load capacity		Weight	
			mm	inches	mm	inches	mm	inches	N/m	lbs/ft	Kg/m <sup>2</sup>	lbs/ft <sup>2</sup>
LFG 2121 K300 FT	<b>26050</b>	<b>LFG</b> Dark Grey	76.2	3.00	12.7	1/2"	10	0.4"	20000	1370	8.8	1.8
LFG 2121 K325 FT	<b>26051</b>		82.6	3.25								
LFG 2121 K450 FT	<b>26052</b>		114.3	4.50								
LFG 2121 K600 FT	<b>26053</b>		152.4	6.00								
LFG 2121 K750 FT	<b>26054</b>		190.5	7.50								

# FLAT TOP AMERICAN STANDARD BELTS ONE TRACK DEDICATED WIDTHS

2121 H FTP2



## Version with two positioners

Pin material: PBT (white)

*On request and for adequate quantities  
these chains can be produced in:*

XPG	LFG
Extra Performance (special material color Dark Brown/Grey)	Low Friction Acetal Resin (standard material color Dark Grey)

AS	PP	NGG
Anti-static Acetal Resin	Polypropylene	New Generation



Page  
114



Pages  
288 → 291

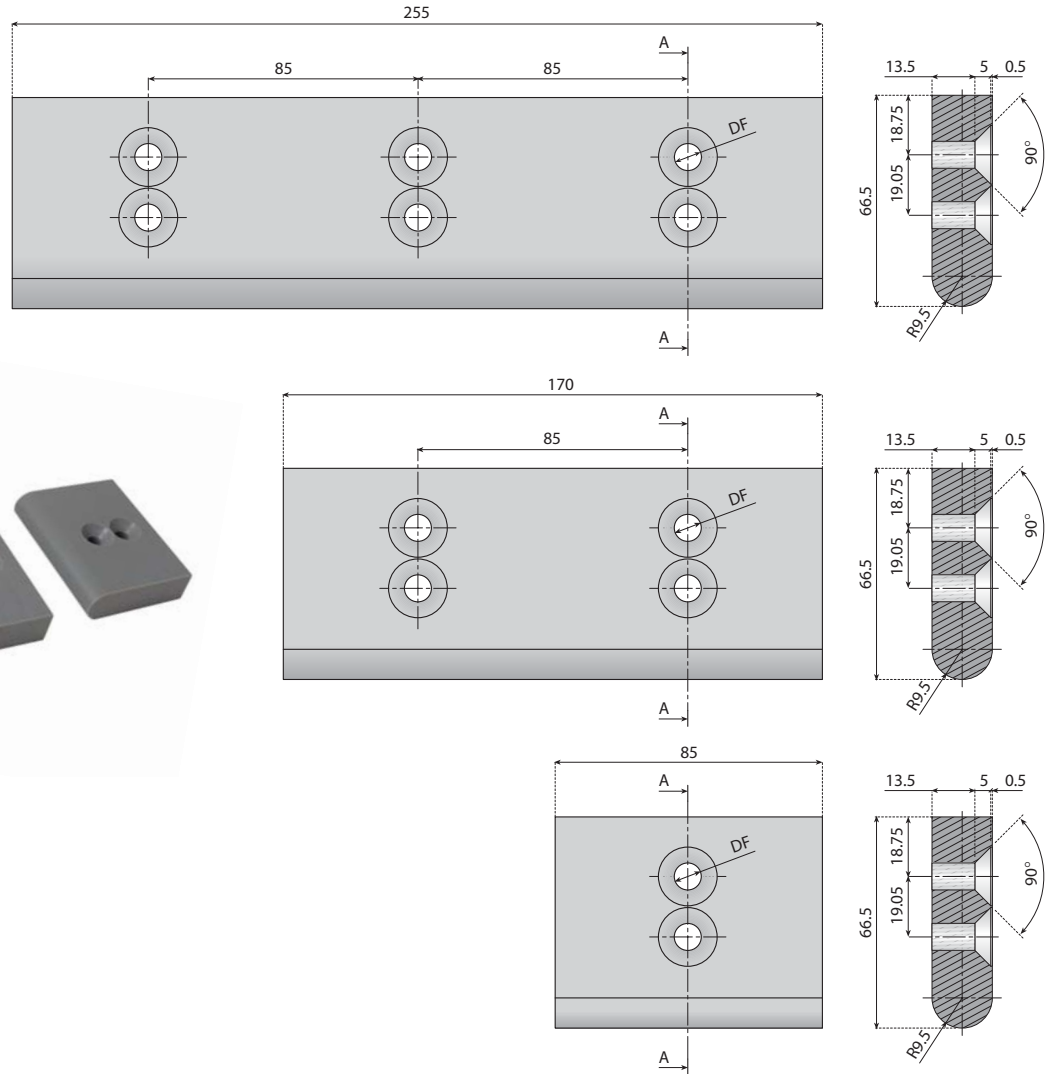


Page  
4 - 5

BELTS - REF.	CODE	Material	Width W		Pitch P		Backflex Radius		Max load capacity		Weight	
			mm	inches	mm	inches	mm	inches	N/m	lbs/ft	Kg/m <sup>2</sup>	lbs/ft <sup>2</sup>
LFG 2121 K300 FTP2	<b>26055</b>	<b>LFG</b> Dark Grey	76.2	3.00	12.7	1/2"	10	0.4"	20000	1370	8.8	1.8
LFG 2121 K325 FTP2	<b>26056</b>		82.6	3.25								
LFG 2121 K450 FTP2	<b>26057</b>		114.3	4.50								
LFG 2121 K600 FTP2	<b>26058</b>		152.4	6.00								
LFG 2121 K750 FTP2	<b>26059</b>		190.5	7.50								

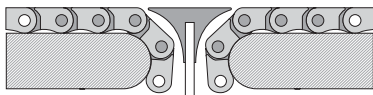
Other widths available on request.

Standard length: 240 pitches (10 ft - 3.048 m)



For belts with positioners, grooves can optionally be machined into the nose bar


CAN BE USED WITH A NOSE BAR TO CREATE EXTREMELY SHORT TRANSFERS.



Now AVAILABLE IN

**"NOLU-S"**

MATERIAL !



CODE	Total Width mm	Total Height mm	Radius mm	DF mm
14143	85	19	9.5	8.5
14144	170			
14145	255			

# PLASTIC MODULAR CONVEYOR BELT

Series

Pages

[2250 FT](#)

118 → 126

[2250 FG](#)

127 → 135

[2250 VG](#)

136 → 141

All our straight running belts of the 2250 series have a pitch of 25,4 mm (1 inch) and a height of 8,7 mm (11/32 inch).




## BENEFITS AND FEATURES

- **EASY INSTALLATION AND MAINTENANCE**
- **HIGH MECHANICAL STRENGTH AND WEAR RESISTANCE**
- **NO GAPS BETWEEN PARALLEL CHAINS**
- **EXCELLENT PRODUCT HANDLING**
- **INSTALLATION ON STANDARD CONVEYORS WITH 85 MM PITCH BETWEEN TRACKS**
- **HIGH PERFORMANCE**

## PROGRAM


### Flat Top

- The solid surface makes flat top belts suitable for glass bottles and PET bottles with petaloid base.



### Flat Top belt is available in:

- Standard version **FT**
- Version with one positioner **FTP1**
- Version with one positioner on both sides **FTP2B**
- Version with two positioners **FTP2**
- Version with two positioners on both sides **FTP2BD**
- Version with two positioners and integrated active transfer plate **FTTP2**





## Flush Grid

- The open area (40%) of flush grid belt guarantees optimum drainage of liquids and is also designed for easy cleaning and the cooling or warming of products. This belt is suitable for cans and flat base PET bottles.

### Flush Grid belt is available in:

- Standard version guide **FG**
- Version with one positioner **FGP1**
- Version with one positioner on both sides **FGP2B**
- Version with two positioners **FGP2**
- Version with two positioners on both sides **FGP2BD**
- Version with two positioners and integrated active **FGTP2** plate transfer.




## GRIP BELT with high friction surface

### BENEFITS AND FEATURES

- Optimum product stability
- Long wearlife
- Declines and inclines up to 20°

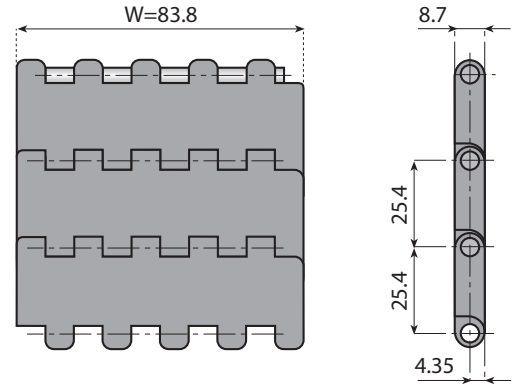

### GRIP BELT is available in:

- Standard version without positioner **VG**
- Version with one positioner **VG-P1**
- Version with two positioners **VG-P2**
- Version side indent without positioner **VGS**
- Version side indent with one positioner **VGS-P1**
- Version side indent with two positioners **VGS-P2**



## 2250 K330

## FLAT TOP BELTS ONE TRACK



### Version standard

Pin material: PBT (white)

*On request and for adequate quantities these chains can be produced in:*

XPG	LFG
Extra Performance (special material color Dark Brown/Grey)	Low Friction Acetal Resin (standard material color Dark Grey)

AS	PP	NGG
Anti-static Acetal Resin	Polypropylene	New Generation



Page  
4 - 5



Pages  
292 → 294

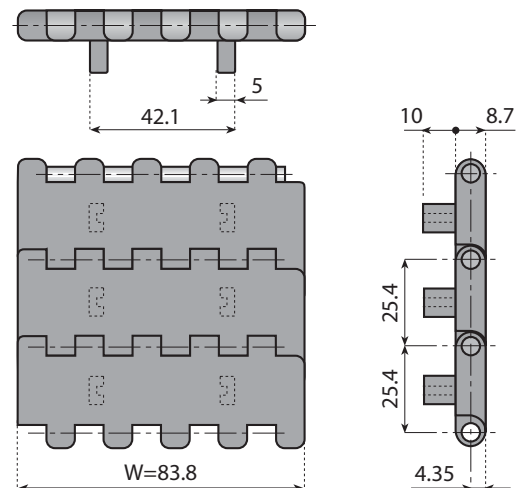



Pages  
311 → 315

BELTS - REF.	CODE	Material	Width W		Pitch P		Backflex Radius mm	Max load capacity N/m	Weight Kg/m <sup>2</sup>
			mm	inches	mm	inches			
LFG 2250 K330 FT	<b>25000</b>	<b>LFG</b> Dark Grey	83.8	3.30	25.4	1.00	25	25000	6.40
XPG 2250 K330 FT	<b>25000XPG</b>	<b>XPG</b> Dark Brown/Grey							

## 2250 K330 FTP2

## FLAT TOP BELTS ONE TRACK



### Version with two positioners

Pin material: PBT (white)

*On request and for adequate quantities these chains can be produced in:*

XPG	LFG
Extra Performance (special material color Dark Brown/Grey)	Low Friction Acetal Resin (standard material color Dark Grey)

AS	PP	NGG
Anti-static Acetal Resin	Polypropylene	New Generation



Page  
4 - 5



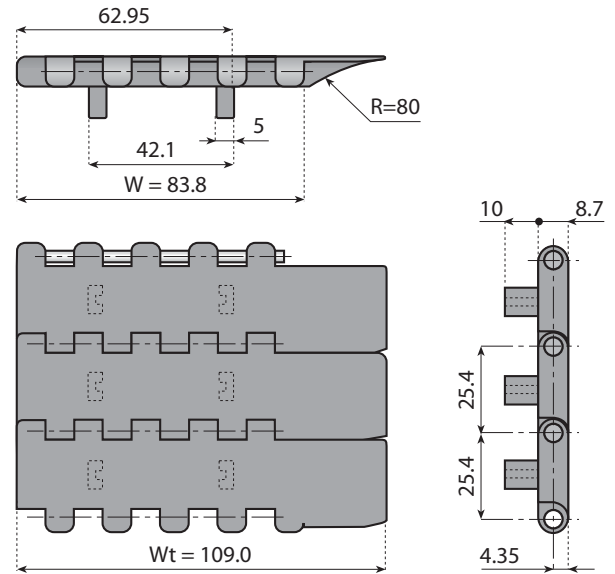

Pages  
292 → 294



Pages  
311 → 315

BELTS - REF.	CODE	Material	Width W		Pitch P		Backflex Radius mm	Max load capacity N/m	Weight Kg/m <sup>2</sup>
			mm	inches	mm	inches			
LFG 2250 K330 FTP2	<b>25001</b>	<b>LFG</b> Dark Grey	83.8	3.30	25.4	1.00	25	25000	6.40
XPG 2250 K330 FTP2	<b>25001XPG</b>	<b>XPG</b> Dark Brown/Grey							

Standard length: 120 pitches (10 ft. - 3.048 m)



**Version with two positioners and integrated active transfer wing**

**Pin material:** PBT (white)

*On request and for adequate quantities these chains can be produced in:*

<b>XPG</b>	<b>LFG</b>	<b>AS</b>	<b>PP</b>	<b>NGG</b>
Extra Performance (special material color Dark Brown/Grey)	Low Friction Acetal Resin (standard material color Dark Grey)	Anti-static Acetal Resin	Polypropylene	New Generation



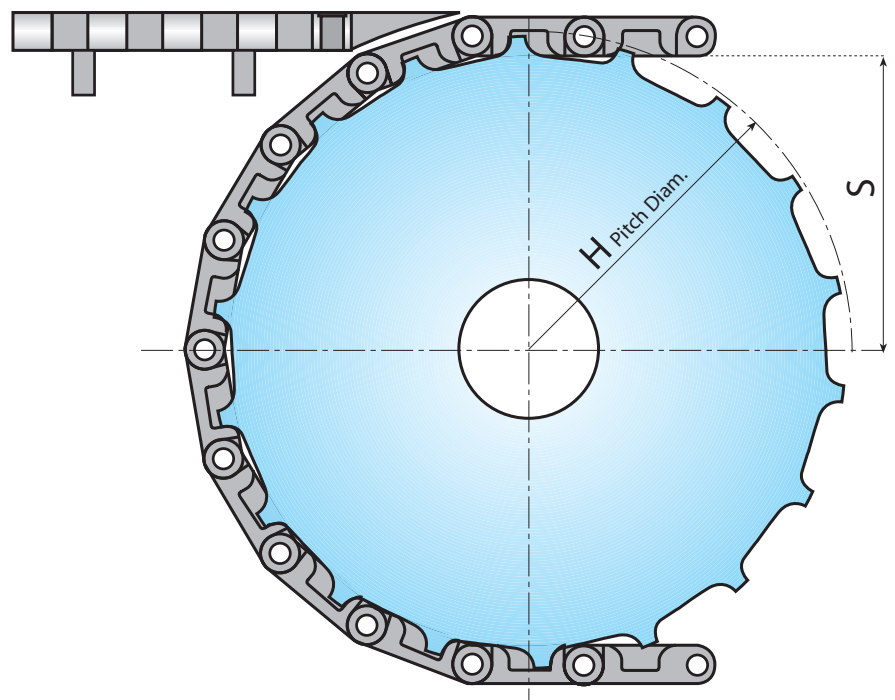
BELTS - REF.	CODE	Material	Width W		Pitch P		Backflex Radius mm	Max load capacity N/m	Weight Kg/m <sup>2</sup>
			mm	inches	mm	inches			
LFG 2250 K330 FTTP2	<b>25002</b>	<b>LFG</b> Dark Grey	83.8	3.30	25.4	1.00	30	25000	6.50
XPG 2250 K330 FTTP2	<b>25002XPG</b>	<b>XPG</b> Dark Brown/Grey							

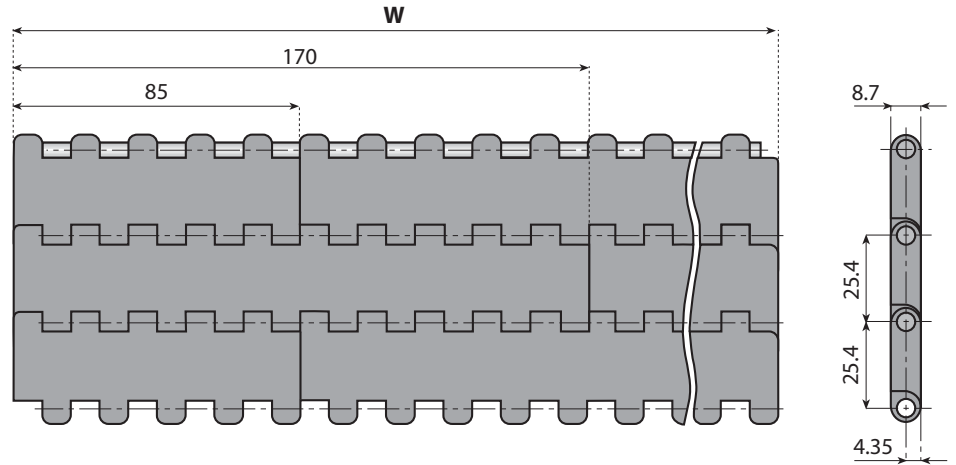

**Standard length:** 120 pitches (10 ft. - 3.048 m)

## EXAMPLE OF INSTALLATION



**For further information contact our Technical Support Department**





**Version standard**

**Backflex Radius:** 25 mm

**Max load capacity:** 25.000 N/m

**Weight:** 9.30 Kg/m<sup>2</sup>

**Standard length:** 120 pitches  
(10 ft 3.048 m)

**Pin material:** PBT (white)



[Page 4 - 5](#)



[Pages 292 → 294](#)



[Pages 311 → 315](#)

FOR BELTS AVAILABLE IN "XPG"  
MATERIAL JUST ADD "XPG"  
TO PART NUMBER  
(example "code 25100-XPG")

XPG	LFG
Extra Performance (special material color Dark Brown/Grey)	Low Friction Acetal Resin (standard material color Dark Grey)

*On request and for adequate quantities  
these chains can be produced in:*

AS	PP	NGG
Anti-static Acetal Resin	Polypropylene	New Generation

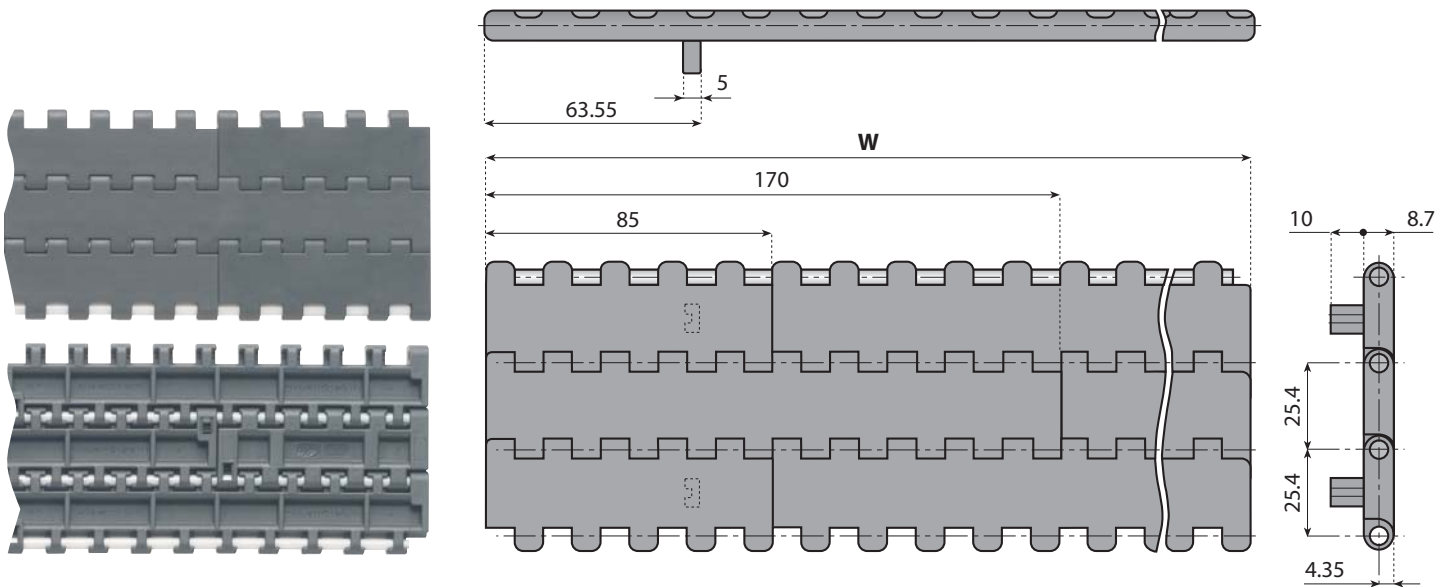
Width W mm	BELTS REF.	CODE
85	2250-0085 FT	25100
170	2250-0170 FT	25101
255	2250-0255 FT	25102
340	2250-0340 FT	25103
425	2250-0425 FT	25104
510	2250-0510 FT	25105
595	2250-0595 FT	25106
680	2250-0680 FT	25107
765	2250-0765 FT	25108
850	2250-0850 FT	25109

Width W mm	BELTS REF.	CODE
935	2250-0935 FT	25110
1020	2250-1020 FT	25111
1105	2250-1105 FT	25112
1190	2250-1190 FT	25113
1275	2250-1275 FT	25114
1360	2250-1360 FT	25115
1445	2250-1445 FT	25116
1530	2250-1530 FT	25117
1615	2250-1615 FT	25118
1700	2250-1700 FT	25119

Width W mm	BELTS REF.	CODE
1785	2250-1785 FT	25120
1870	2250-1870 FT	25121
1955	2250-1955 FT	25122
2040	2250-2040 FT	25123
2125	2250-2125 FT	25124
2210	2250-2210 FT	25125
2295	2250-2295 FT	25126
2380	2250-2380 FT	25127
2465	2250-2465 FT	25128
2550	2250-2550 FT	25129

Width W mm	BELTS REF.	CODE
2635	2250-2635 FT	25130
2720	2250-2720 FT	25131
2805	2250-2805 FT	25132
2890	2250-2890 FT	25133
2975	2250-2975 FT	25134
3060	2250-3060 FT	25135
3145	2250-3145 FT	25136
3230	2250-3230 FT	25137
3315	2250-3315 FT	25138
3400	2250-3400 FT	25139

Other widths available on request.



**Version with one positioner**  
**Backflex Radius:** 25 mm  
**Max load capacity:** 25.000 N/m  
**Weight:** 9.30 Kg/m<sup>2</sup>  
**Standard length:** 120 pitches  
 (10 ft 3.048 m)  
**Pin material:** PBT (white)



Page 4 - 5



Pages 292 → 294



Pages 311 → 315

FOR BELTS AVAILABLE IN "XPG" MATERIAL JUST ADD "XPG" TO PART NUMBER (example "code 25200-XPG")

XPG	LFG
Extra Performance (special material color Dark Brown/Grey)	Low Friction Acetal Resin (standard material color Dark Grey)

*On request and for adequate quantities these chains can be produced in:*

AS	PP	NGG
Anti-static Acetal Resin	Polypropylene	New Generation

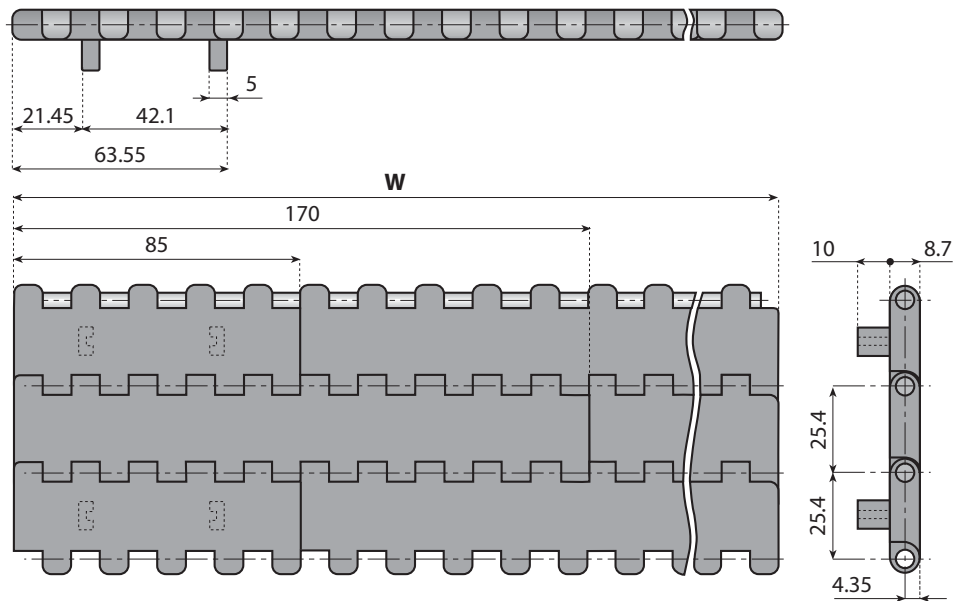

Width W mm	BELTS REF.	CODE
85	2250-0085 FTP1	<b>25200</b>
170	2250-0170 FTP1	<b>25201</b>
255	2250-0255 FTP1	<b>25202</b>
340	2250-0340 FTP1	<b>25203</b>
425	2250-0425 FTP1	<b>25204</b>
510	2250-0510 FTP1	<b>25205</b>
595	2250-0595 FTP1	<b>25206</b>
680	2250-0680 FTP1	<b>25207</b>
765	2250-0765 FTP1	<b>25208</b>
850	2250-0850 FTP1	<b>25209</b>

Width W mm	BELTS REF.	CODE
935	2250-0935 FTP1	<b>25210</b>
1020	2250-1020 FTP1	<b>25211</b>
1105	2250-1105 FTP1	<b>25212</b>
1190	2250-1190 FTP1	<b>25213</b>
1275	2250-1275 FTP1	<b>25214</b>
1360	2250-1360 FTP1	<b>25215</b>
1445	2250-1445 FTP1	<b>25216</b>
1530	2250-1530 FTP1	<b>25217</b>
1615	2250-1615 FTP1	<b>25218</b>
1700	2250-1700 FTP1	<b>25219</b>

Width W mm	BELTS REF.	CODE
1785	2250-1785 FTP1	<b>25220</b>
1870	2250-1870 FTP1	<b>25221</b>
1955	2250-1955 FTP1	<b>25222</b>
2040	2250-2040 FTP1	<b>25223</b>
2125	2250-2125 FTP1	<b>25224</b>
2210	2250-2210 FTP1	<b>25225</b>
2295	2250-2295 FTP1	<b>25226</b>
2380	2250-2380 FTP1	<b>25227</b>
2465	2250-2465 FTP1	<b>25228</b>
2550	2250-2550 FTP1	<b>25229</b>

Width W mm	BELTS REF.	CODE
2635	2250-2635 FTP1	<b>25230</b>
2720	2250-2720 FTP1	<b>25231</b>
2805	2250-2805 FTP1	<b>25232</b>
2890	2250-2890 FTP1	<b>25233</b>
2975	2250-2975 FTP1	<b>25234</b>
3060	2250-3060 FTP1	<b>25235</b>
3145	2250-3145 FTP1	<b>25236</b>
3230	2250-3230 FTP1	<b>25237</b>
3315	2250-3315 FTP1	<b>25238</b>
3400	2250-3400 FTP1	<b>25239</b>

Other widths available on request.



**Version with two positioners**  
**Backflex Radius:** 25 mm  
**Max load capacity:** 25.000 N/m  
**Weight:** 9.40 Kg/m<sup>2</sup>  
**Standard length:** 120 pitches  
 (10 ft 3.048 m)  
**Pin material:** PBT (white)



Page 4 - 5



Pages 292 → 294



Pages 311 → 315

FOR BELTS AVAILABLE IN "XPG"  
 MATERIAL JUST ADD "XPG"  
 TO PART NUMBER  
 (example "code 25300-XPG")

XPG	LFG
Extra Performance (special material color Dark Brown/Grey)	Low Friction Acetal Resin (standard material color Dark Grey)

*On request and for adequate quantities  
 these chains can be produced in:*

AS	PP	NGG
Anti-static Acetal Resin	Polypropylene	New Generation

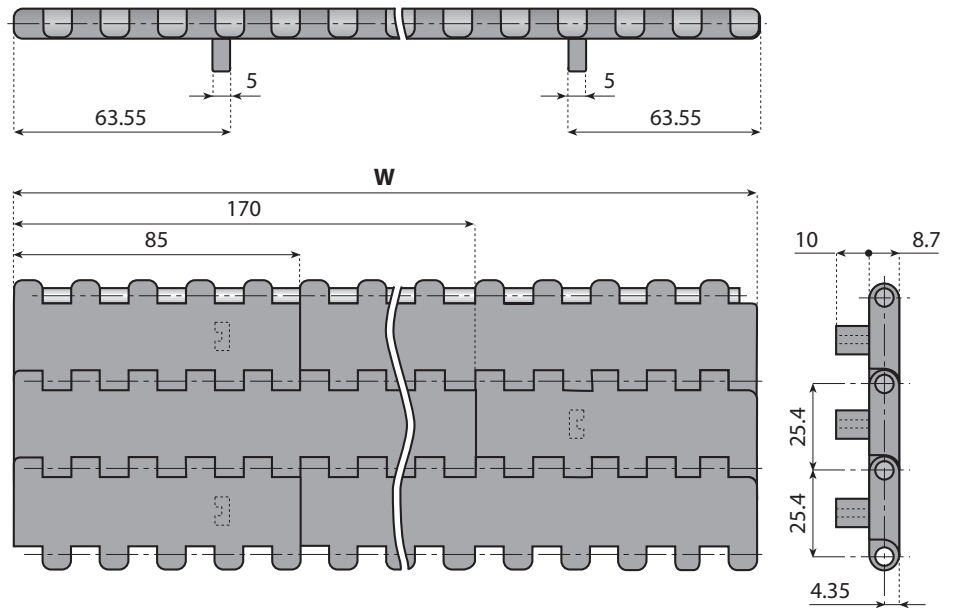

Width W mm	BELTS REF.	CODE
85	2250-0085 FTP2	25300
170	2250-0170 FTP2	25301
255	2250-0255 FTP2	25302
340	2250-0340 FTP2	25303
425	2250-0425 FTP2	25304
510	2250-0510 FTP2	25305
595	2250-0595 FTP2	25306
680	2250-0680 FTP2	25307
765	2250-0765 FTP2	25308
850	2250-0850 FTP2	25309

Width W mm	BELTS REF.	CODE
935	2250-0935 FTP2	25310
1020	2250-1020 FTP2	25311
1105	2250-1105 FTP2	25312
1190	2250-1190 FTP2	25313
1275	2250-1275 FTP2	25314
1360	2250-1360 FTP2	25315
1445	2250-1445 FTP2	25316
1530	2250-1530 FTP2	25317
1615	2250-1615 FTP2	25318
1700	2250-1700 FTP2	25319

Width W mm	BELTS REF.	CODE
1785	2250-1785 FTP2	25320
1870	2250-1870 FTP2	25321
1955	2250-1955 FTP2	25322
2040	2250-2040 FTP2	25323
2125	2250-2125 FTP2	25324
2210	2250-2210 FTP2	25325
2295	2250-2295 FTP2	25326
2380	2250-2380 FTP2	25327
2465	2250-2465 FTP2	25328
2550	2250-2550 FTP2	25329

Width W mm	BELTS REF.	CODE
2635	2250-2635 FTP2	25330
2720	2250-2720 FTP2	25331
2805	2250-2805 FTP2	25332
2890	2250-2890 FTP2	25333
2975	2250-2975 FTP2	25334
3060	2250-3060 FTP2	25335
3145	2250-3145 FTP2	25336
3230	2250-3230 FTP2	25337
3315	2250-3315 FTP2	25338
3400	2250-3400 FTP2	25339

Other widths available on request.



**Version with one positioner on both sides**

**Backflex Radius:** 25 mm

**Max load capacity:** 25.000 N/m

**Weight:** 9.40 Kg/m<sup>2</sup>

**Standard length:** 120 pitches  
(10 ft 3.048 m)

**Pin material:** PBT (white)



Page 4 - 5



Pages 292 → 294



Pages 311 → 315

FOR BELTS AVAILABLE IN "XPG" MATERIAL JUST ADD "XPG" TO PART NUMBER (example "code 254101-XPG")

XPG	LFG
Extra Performance (special material color Dark Brown/Grey)	Low Friction Acetal Resin (standard material color Dark Grey)

*On request and for adequate quantities these chains can be produced in:*

AS	PP	NGG
Anti-static Acetal Resin	Polypropylene	New Generation

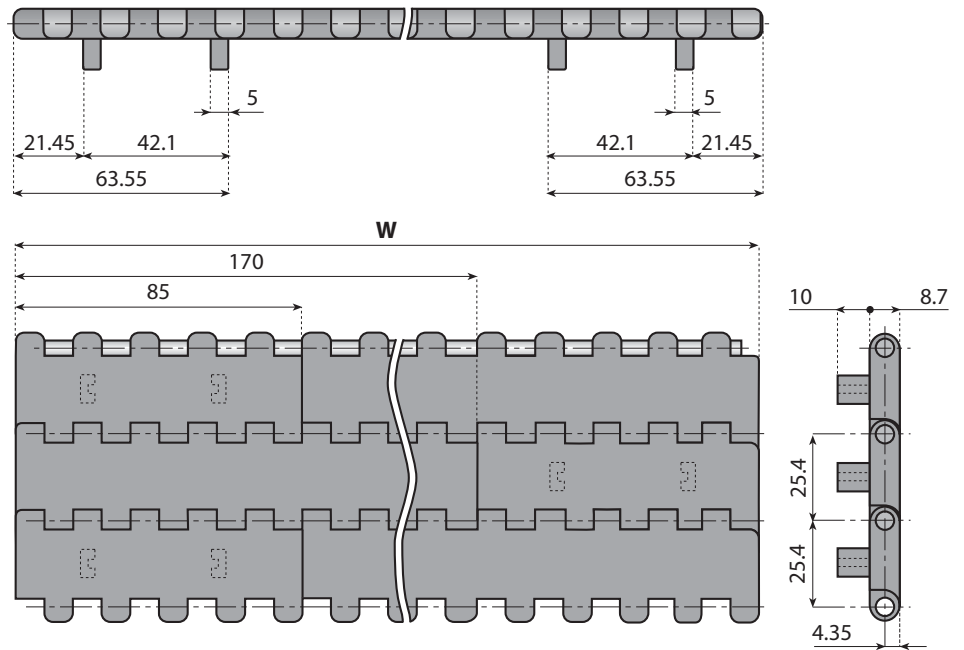

Width W mm	BELTS REF.	CODE
85	-	-
170	2250-0170 FTP2B	<b>254101</b>
255	2250-0255 FTP2B	<b>254102</b>
340	2250-0340 FTP2B	<b>254103</b>
425	2250-0425 FTP2B	<b>254104</b>
510	2250-0510 FTP2B	<b>254105</b>
595	2250-0595 FTP2B	<b>254106</b>
680	2250-0680 FTP2B	<b>254107</b>
765	2250-0765 FTP2B	<b>254108</b>
850	2250-0850 FTP2B	<b>254109</b>

Width W mm	BELTS REF.	CODE
935	2250-0935 FTP2B	<b>254110</b>
1020	2250-1020 FTP2B	<b>254111</b>
1105	2250-1105 FTP2B	<b>254112</b>
1190	2250-1190 FTP2B	<b>254113</b>
1275	2250-1275 FTP2B	<b>254114</b>
1360	2250-1360 FTP2B	<b>254115</b>
1445	2250-1445 FTP2B	<b>254116</b>
1530	2250-1530 FTP2B	<b>254117</b>
1615	2250-1615 FTP2B	<b>254118</b>
1700	2250-1700 FTP2B	<b>254119</b>

Width W mm	BELTS REF.	CODE
1785	2250-1785 FTP2B	<b>254120</b>
1870	2250-1870 FTP2B	<b>254121</b>
1955	2250-1955 FTP2B	<b>254122</b>
2040	2250-2040 FTP2B	<b>254123</b>
2125	2250-2125 FTP2B	<b>254124</b>
2210	2250-2210 FTP2B	<b>254125</b>
2295	2250-2295 FTP2B	<b>254126</b>
2380	2250-2380 FTP2B	<b>254127</b>
2465	2250-2465 FTP2B	<b>254128</b>
2550	2250-2550 FTP2B	<b>254129</b>

Width W mm	BELTS REF.	CODE
2635	2250-2635 FTP2B	<b>254130</b>
2720	2250-2720 FTP2B	<b>254131</b>
2805	2250-2805 FTP2B	<b>254132</b>
2890	2250-2890 FTP2B	<b>254133</b>
2975	2250-2975 FTP2B	<b>254134</b>
3060	2250-3060 FTP2B	<b>254135</b>
3145	2250-3145 FTP2B	<b>254136</b>
3230	2250-3230 FTP2B	<b>254137</b>
3315	2250-3315 FTP2B	<b>254138</b>
3400	2250-3400 FTP2B	<b>254139</b>

Other widths available on request



**Version with two positioners on both sides**

- Backflex Radius:** 25 mm
- Max load capacity:** 25.000 N/m
- Weight:** 9.40 Kg/m<sup>2</sup>
- Standard length:** 120 pitches (10 ft 3.048 m)
- Pin material:** PBT (white)



Page 4 - 5



Pages 292 → 294



Pages 311 → 315

**FOR BELTS AVAILABLE IN "XPG" MATERIAL JUST ADD "XPG" TO PART NUMBER (example "code 254201-XPG")**

XPG	LFG
Extra Performance (special material color Dark Brown/Grey)	Low Friction Acetal Resin (standard material color Dark Grey)

*On request and for adequate quantities these chains can be produced in:*

AS	PP	NGG
Anti-static Acetal Resin	Polypropylene	New Generation

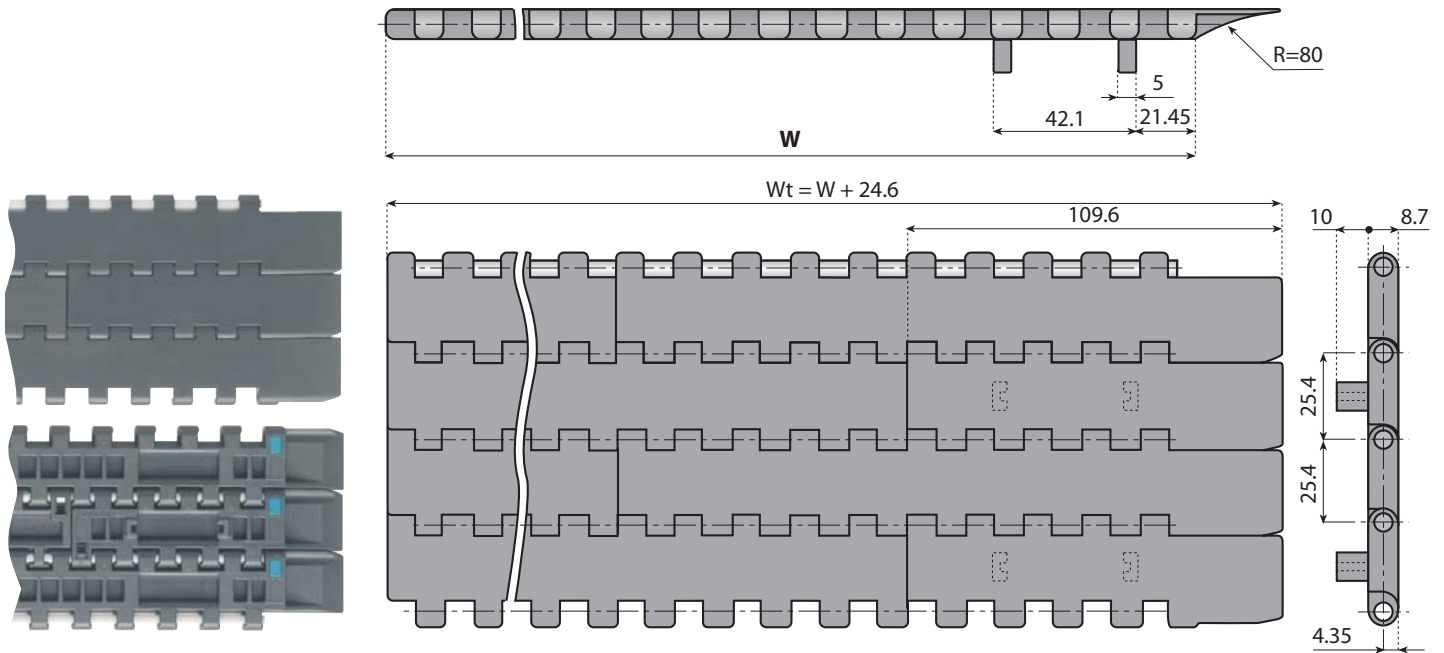
Width W mm	BELTS REF.	CODE
85	-	-
170	2250-0170 FTP2BD	<b>254201</b>
255	2250-0255 FTP2BD	<b>254202</b>
340	2250-0340 FTP2BD	<b>254203</b>
425	2250-0425 FTP2BD	<b>254204</b>
510	2250-0510 FTP2BD	<b>254205</b>
595	2250-0595 FTP2BD	<b>254206</b>
680	2250-0680 FTP2BD	<b>254207</b>
765	2250-0765 FTP2BD	<b>254208</b>
850	2250-0850 FTP2BD	<b>254209</b>

Width W mm	BELTS REF.	CODE
935	2250-0935 FTP2BD	<b>254210</b>
1020	2250-1020 FTP2BD	<b>254211</b>
1105	2250-1105 FTP2BD	<b>254212</b>
1190	2250-1190 FTP2BD	<b>254213</b>
1275	2250-1275 FTP2BD	<b>254214</b>
1360	2250-1360 FTP2BD	<b>254215</b>
1445	2250-1445 FTP2BD	<b>254216</b>
1530	2250-1530 FTP2BD	<b>254217</b>
1615	2250-1615 FTP2BD	<b>254218</b>
1700	2250-1700 FTP2BD	<b>254219</b>

Width W mm	BELTS REF.	CODE
1785	2250-1785 FTP2BD	<b>254220</b>
1870	2250-1870 FTP2BD	<b>254221</b>
1955	2250-1955 FTP2BD	<b>254222</b>
2040	2250-2040 FTP2BD	<b>254223</b>
2125	2250-2125 FTP2BD	<b>254224</b>
2210	2250-2210 FTP2BD	<b>254225</b>
2295	2250-2295 FTP2BD	<b>254226</b>
2380	2250-2380 FTP2BD	<b>254227</b>
2465	2250-2465 FTP2BD	<b>254228</b>
2550	2250-2550 FTP2BD	<b>254229</b>

Width W mm	BELTS REF.	CODE
2635	2250-2635 FTP2BD	<b>254230</b>
2720	2250-2720 FTP2BD	<b>254231</b>
2805	2250-2805 FTP2BD	<b>254232</b>
2890	2250-2890 FTP2BD	<b>254233</b>
2975	2250-2975 FTP2BD	<b>254234</b>
3060	2250-3060 FTP2BD	<b>254235</b>
3145	2250-3145 FTP2BD	<b>254236</b>
3230	2250-3230 FTP2BD	<b>254237</b>
3315	2250-3315 FTP2BD	<b>254238</b>
3400	2250-3400 FTP2BD	<b>254239</b>

Other widths available on request



**Version with two positioners and integrated active transfer wing**

**Backflex Radius:** 30 mm  
**Max load capacity:** 25.000 N/m  
**Weight:** 9.60 Kg/m<sup>2</sup>  
**Standard length:** 120 pitches (10 ft 3.048 m)  
**Pin material:** PBT (white)



Page 4 - 5



Pages 292 → 294



Pages 311 → 315

FOR BELTS AVAILABLE IN "XPG" MATERIAL JUST ADD "XPG" TO PART NUMBER (example "code 25400-XPG")

XPG	LFG
Extra Performance (special material color Dark Brown/Grey)	Low Friction Acetal Resin (standard material color Dark Grey)

*On request and for adequate quantities these chains can be produced in:*

AS	PP	NGG
Anti-static Acetal Resin	Polypropylene	New Generation

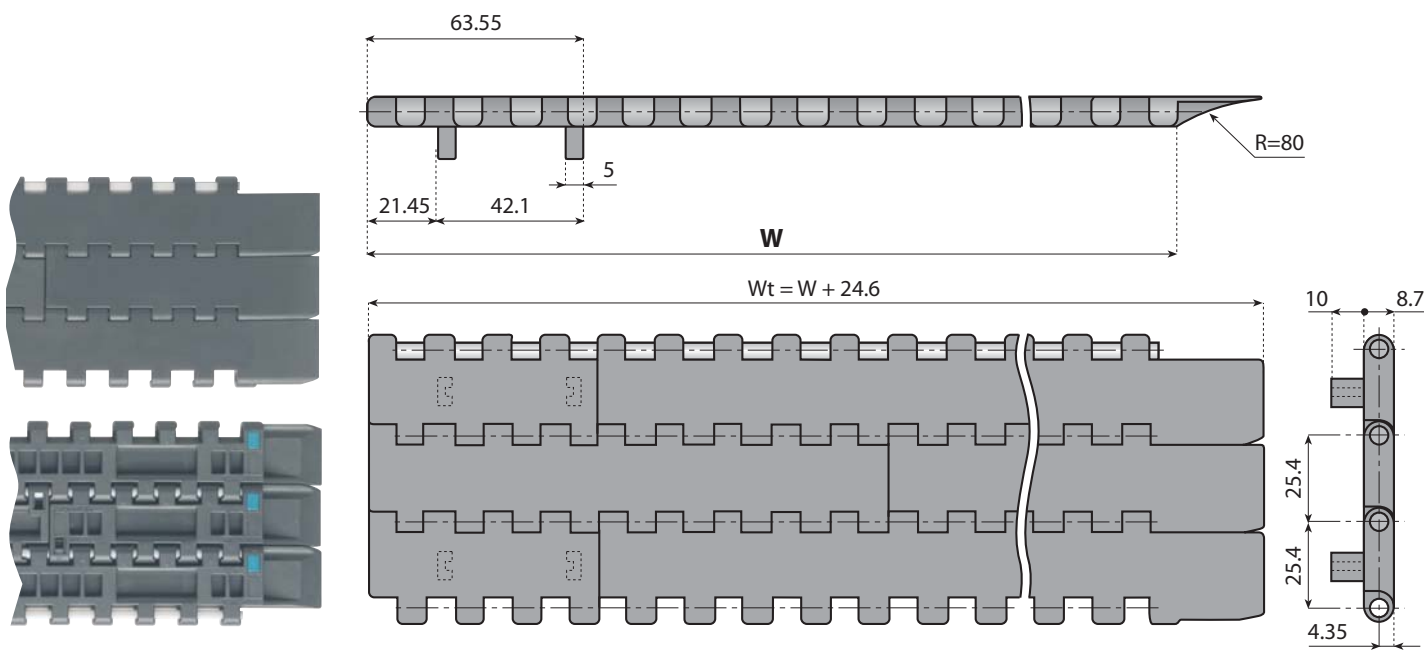
Width W mm	BELTS REF.	CODE
85	2250-0085 FFTP2	<b>25400</b>
170	2250-0170 FFTP2	<b>25401</b>
255	2250-0255 FFTP2	<b>25402</b>
340	2250-0340 FFTP2	<b>25403</b>
425	2250-0425 FFTP2	<b>25404</b>
510	2250-0510 FFTP2	<b>25405</b>
595	2250-0595 FFTP2	<b>25406</b>
680	2250-0680 FFTP2	<b>25407</b>
765	2250-0765 FFTP2	<b>25408</b>
850	2250-0850 FFTP2	<b>25409</b>

Width W mm	BELTS REF.	CODE
935	2250-0935 FFTP2	<b>25410</b>
1020	2250-1020 FFTP2	<b>25411</b>
1105	2250-1105 FFTP2	<b>25412</b>
1190	2250-1190 FFTP2	<b>25413</b>
1275	2250-1275 FFTP2	<b>25414</b>
1360	2250-1360 FFTP2	<b>25415</b>
1445	2250-1445 FFTP2	<b>25416</b>
1530	2250-1530 FFTP2	<b>25417</b>
1615	2250-1615 FFTP2	<b>25418</b>
1700	2250-1700 FFTP2	<b>25419</b>

Width W mm	BELTS REF.	CODE
1785	2250-1785 FFTP2	<b>25420</b>
1870	2250-1870 FFTP2	<b>25421</b>
1955	2250-1955 FFTP2	<b>25422</b>
2040	2250-2040 FFTP2	<b>25423</b>
2125	2250-2125 FFTP2	<b>25424</b>
2210	2250-2210 FFTP2	<b>25425</b>
2295	2250-2295 FFTP2	<b>25426</b>
2380	2250-2380 FFTP2	<b>25427</b>
2465	2250-2465 FFTP2	<b>25428</b>
2550	2250-2550 FFTP2	<b>25429</b>

Width W mm	BELTS REF.	CODE
2635	2250-2635 FFTP2	<b>25430</b>
2720	2250-2720 FFTP2	<b>25431</b>
2805	2250-2805 FFTP2	<b>25432</b>
2890	2250-2890 FFTP2	<b>25433</b>
2975	2250-2975 FFTP2	<b>25434</b>
3060	2250-3060 FFTP2	<b>25435</b>
3145	2250-3145 FFTP2	<b>25436</b>
3230	2250-3230 FFTP2	<b>25437</b>
3315	2250-3315 FFTP2	<b>25438</b>
3400	2250-3400 FFTP2	<b>25439</b>

Other widths available on request



**Version with two positioners and integrated active transfer wing**

**Backflex Radius:** 30 mm  
**Max load capacity:** 25.000 N/m  
**Weight:** 9.60 Kg/m<sup>2</sup>  
**Standard length:** 120 pitches (10 ft 3.048 m)  
**Pin material:** PBT (white)



Page 4 - 5



Pages 292 → 294



Pages 311 → 315

FOR BELTS AVAILABLE IN "XPG" MATERIAL JUST ADD "XPG" TO PART NUMBER (example "code 25400-XPG")

XPG	LFG
Extra Performance (special material color Dark Brown/Grey)	Low Friction Acetal Resin (standard material color Dark Grey)

On request and for adequate quantities these chains can be produced in:

AS	PP	NGG
Anti-static Acetal Resin	Polypropylene	New Generation

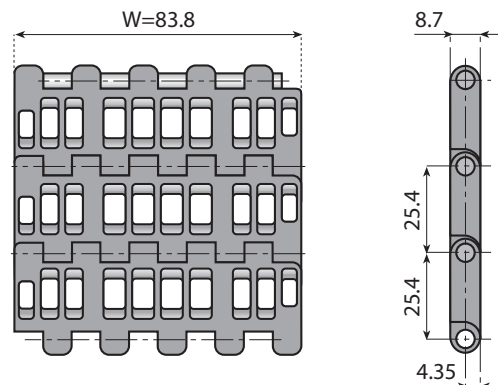

Width W mm	BELTS REF.	CODE
85	2250-0085 FFTP2-SX	25400
170	2250-0170 FFTP2-SX	25401SX
255	2250-0255 FFTP2-SX	25402SX
340	2250-0340 FFTP2-SX	25403SX
425	2250-0425 FFTP2-SX	25404SX
510	2250-0510 FFTP2-SX	25405SX
595	2250-0595 FFTP2-SX	25406SX
680	2250-0680 FFTP2-SX	25407SX
765	2250-0765 FFTP2-SX	25408SX
850	2250-0850 FFTP2-SX	25409SX

Width W mm	BELTS REF.	CODE
935	2250-0935 FFTP2-SX	25410SX
1020	2250-1020 FFTP2-SX	25411SX
1105	2250-1105 FFTP2-SX	25412SX
1190	2250-1190 FFTP2-SX	25413SX
1275	2250-1275 FFTP2-SX	25414SX
1360	2250-1360 FFTP2-SX	25415SX
1445	2250-1445 FFTP2-SX	25416SX
1530	2250-1530 FFTP2-SX	25417SX
1615	2250-1615 FFTP2-SX	25418SX
1700	2250-1700 FFTP2-SX	25419SX

Width W mm	BELTS REF.	CODE
1785	2250-1785 FFTP2-SX	25420SX
1870	2250-1870 FFTP2-SX	25421SX
1955	2250-1955 FFTP2-SX	25422SX
2040	2250-2040 FFTP2-SX	25423SX
2125	2250-2125 FFTP2-SX	25424SX
2210	2250-2210 FFTP2-SX	25425SX
2295	2250-2295 FFTP2-SX	25426SX
2380	2250-2380 FFTP2-SX	25427SX
2465	2250-2465 FFTP2-SX	25428SX
2550	2250-2550 FFTP2-SX	25429SX

Width W mm	BELTS REF.	CODE
2635	2250-2635 FFTP2-SX	25430SX
2720	2250-2720 FFTP2-SX	25431SX
2805	2250-2805 FFTP2-SX	25432SX
2890	2250-2890 FFTP2-SX	25433SX
2975	2250-2975 FFTP2-SX	25434SX
3060	2250-3060 FFTP2-SX	25435SX
3145	2250-3145 FFTP2-SX	25436SX
3230	2250-3230 FFTP2-SX	25437SX
3315	2250-3315 FFTP2-SX	25438SX
3400	2250-3400 FFTP2-SX	25439SX

Other widths available on request



### Version standard

Pin material: PBT (white)

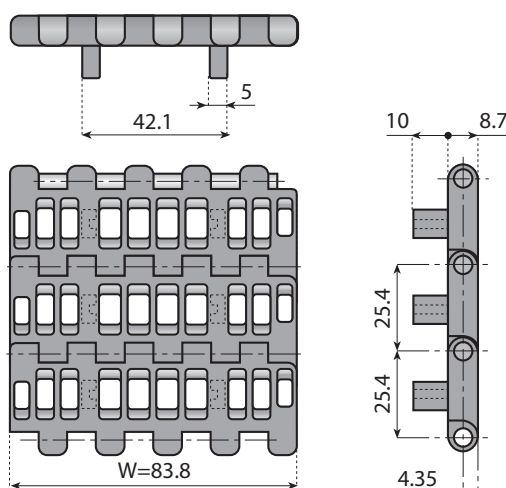

*On request and for adequate quantities these chains can be produced in:*

XPG	LFG
Extra Performance (special material color Dark Brown/Grey)	Low Friction Acetal Resin (standard material color Dark Grey)

AS	PP	NGG
Anti-static Acetal Resin	Polypropylene	New Generation



BELTS - REF.	CODE	Material	Width W		Pitch P		Backflex Radius mm	Max load capacity N/m	Weight Kg/m <sup>2</sup>
			mm	inches	mm	inches			
LFG 2250 K330 J-FG	25010J	<b>LFG</b> Dark Grey	83.8	3.30	25.4	1.00	25	25000	5.40
XPG 2250 K330 J-FG	25010J-XPG	<b>XPG</b> Dark Brown/Grey							




### Version with two positioners

Pin material: PBT (white)

*On request and for adequate quantities these chains can be produced in:*

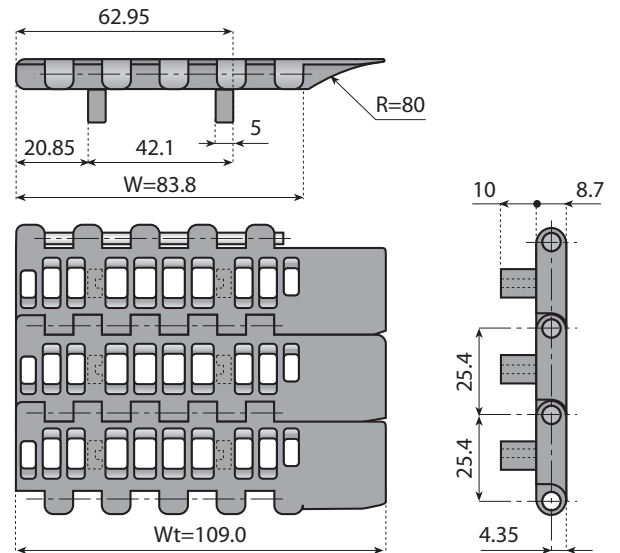

XPG	LFG
Extra Performance (special material color Dark Brown/Grey)	Low Friction Acetal Resin (standard material color Dark Grey)

AS	PP	NGG
Anti-static Acetal Resin	Polypropylene	New Generation



BELTS - REF.	CODE	Material	Width W		Pitch P		Backflex Radius mm	Max load capacity N/m	Weight Kg/m <sup>2</sup>
			mm	inches	mm	inches			
LFG 2250 K330 J-FGP2	25011J	<b>LFG</b> Dark Grey	83.8	3.30	25.4	1.00	25	25000	5.45
XPG 2250 K330 J-FGP2	25011J-XPG	<b>XPG</b> Dark Brown/Grey							

**Standard length:** 120 pitches (10 ft 3.048 m)



Version with two positioners and integrated active transfer wing  
**Pin material:** PBT (white)

*On request and for adequate quantities these chains can be produced in:*

XPG	LFG	AS	PP	NGG
Extra Performance (special material color Dark Brown/Grey)	Low Friction Acetal Resin (standard material color Dark Grey)	Anti-static Acetal Resin	Polypropylene	New Generation



Page 4 - 5



Pages 292 → 294



Pages 311 → 315

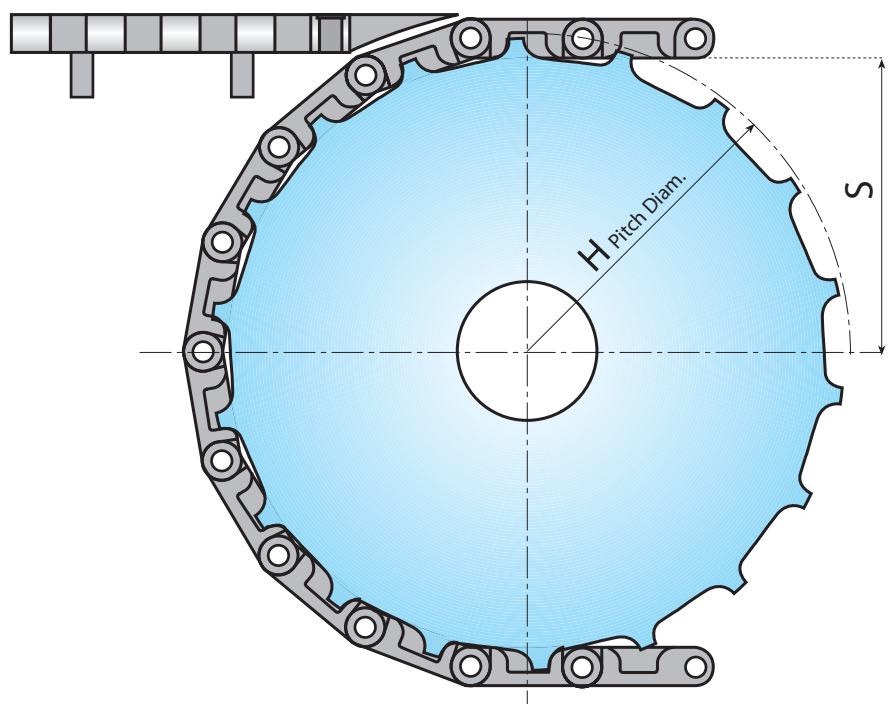
BELTS - REF.	CODE	Material	Width W		Pitch P		Backflex Radius mm	Max load capacity N/m	Weight Kg/m <sup>2</sup>
			mm	inches	mm	inches			
LFG 2250 K330 J-FGTP2	25012J	<b>LFG</b> Dark Grey	83.8	3.30	25.4	1.00	30	25000	6.50
XPG 2250 K330 J-FGTP2	25012J-XPG	<b>XPG</b> Dark Brown/Grey							

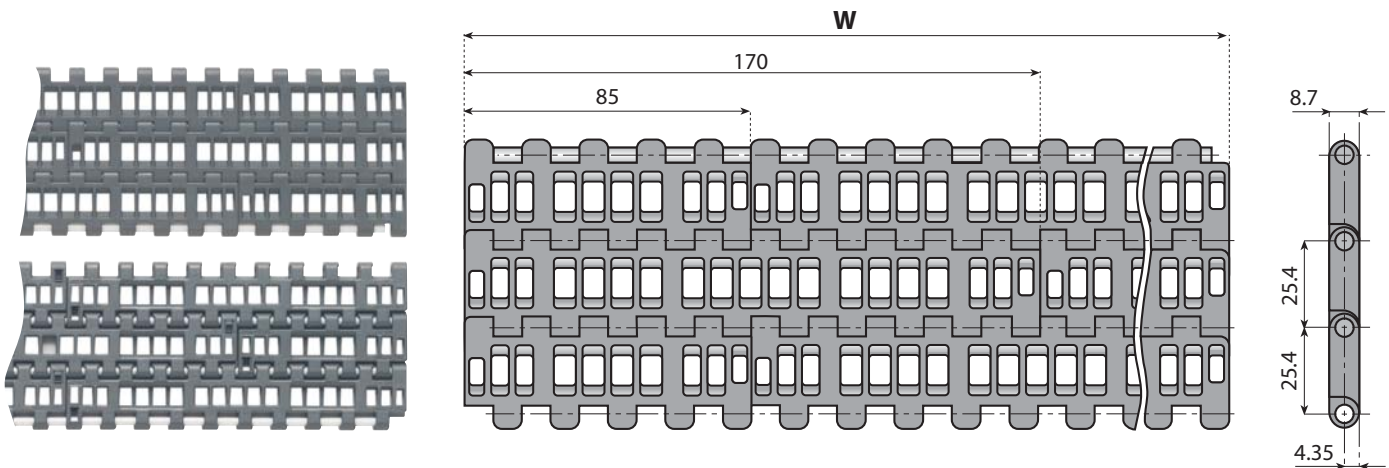
**Standard length:** 120 pitches (10 ft 3.048 m)

## EXAMPLE OF INSTALLATION



For further information contact our Technical Support Department





**Version standard**

**Backflex Radius:** 25 mm

**Max load capacity:** 25.000 N/m

**Weight:** 7.90 Kg/m<sup>2</sup>

**Standard length:** 120 pitches  
(10 ft 3.048 m)

**Pin material:** PBT (white)



Page 4 - 5



Pages 292 → 294



Pages 311 → 315

FOR BELTS AVAILABLE IN "XPG"  
MATERIAL JUST ADD "XPG"  
TO PART NUMBER  
(example "code 25500J-XPG")

XPG	LFG
Extra Performance (special material color Dark Brown/Grey)	Low Friction Acetal Resin (standard material color Dark Grey)

*On request and for adequate quantities  
these chains can be produced in:*

AS	PP	NGG
Anti-static Acetal Resin	Polypropylene	New Generation

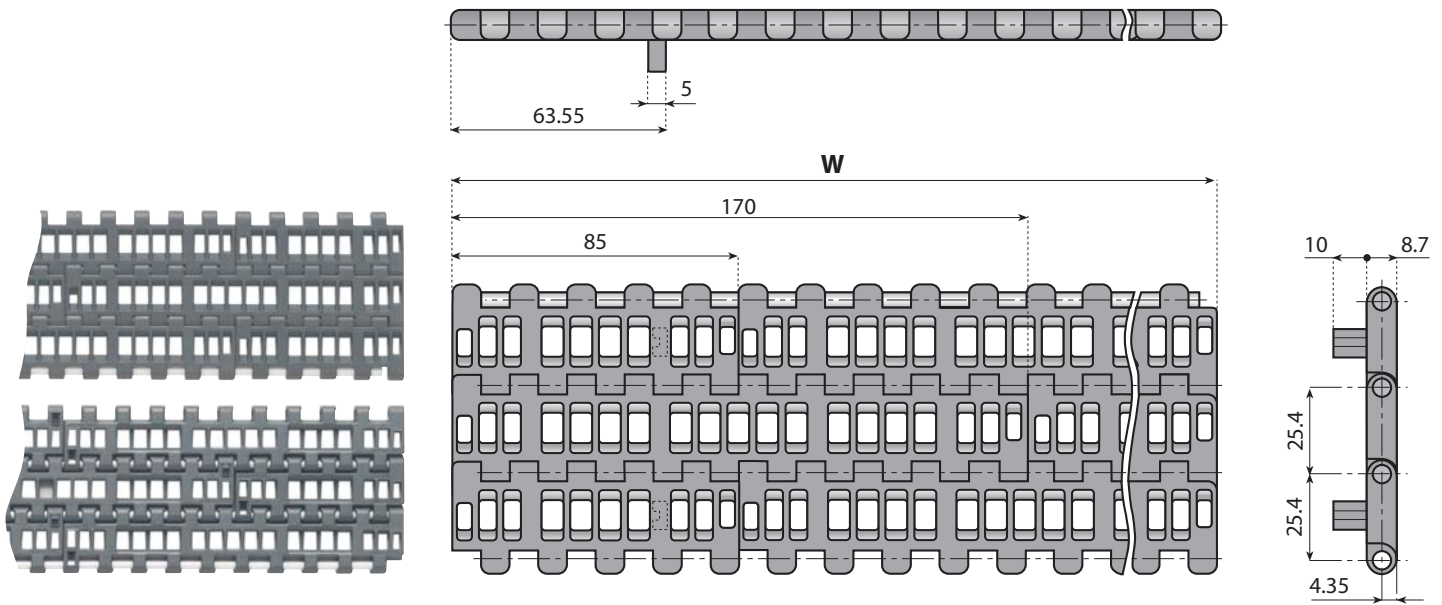
Width W mm	BELTS REF.	CODE
85	2250-0085 J-FG	<b>25500J</b>
170	2250-0170 J-FG	<b>25501J</b>
255	2250-0255 J-FG	<b>25502J</b>
340	2250-0340 J-FG	<b>25503J</b>
425	2250-0425 J-FG	<b>25504J</b>
510	2250-0510 J-FG	<b>25505J</b>
595	2250-0595 J-FG	<b>25506J</b>
680	2250-0680 J-FG	<b>25507J</b>
765	2250-0765 J-FG	<b>25508J</b>
850	2250-0850 J-FG	<b>25509J</b>

Width W mm	BELTS REF.	CODE
935	2250-0935 J-FG	<b>25510J</b>
1020	2250-1020 J-FG	<b>25511J</b>
1105	2250-1105 J-FG	<b>25512J</b>
1190	2250-1190 J-FG	<b>25513J</b>
1275	2250-1275 J-FG	<b>25514J</b>
1360	2250-1360 J-FG	<b>25515J</b>
1445	2250-1445 J-FG	<b>25516J</b>
1530	2250-1530 J-FG	<b>25517J</b>
1615	2250-1615 J-FG	<b>25518J</b>
1700	2250-1700 J-FG	<b>25519J</b>

Width W mm	BELTS REF.	CODE
1785	2250-1785 J-FG	<b>25520J</b>
1870	2250-1870 J-FG	<b>25521J</b>
1955	2250-1955 J-FG	<b>25522J</b>
2040	2250-2040 J-FG	<b>25523J</b>
2125	2250-2125 J-FG	<b>25524J</b>
2210	2250-2210 J-FG	<b>25525J</b>
2295	2250-2295 J-FG	<b>25526J</b>
2380	2250-2380 J-FG	<b>25527J</b>
2465	2250-2465 J-FG	<b>25528J</b>
2550	2250-2550 J-FG	<b>25529J</b>

Width W mm	BELTS REF.	CODE
2635	2250-2635 J-FG	<b>25530J</b>
2720	2250-2720 J-FG	<b>25531J</b>
2805	2250-2805 J-FG	<b>25532J</b>
2890	2250-2890 J-FG	<b>25533J</b>
2975	2250-2975 J-FG	<b>25534J</b>
3060	2250-3060 J-FG	<b>25535J</b>
3145	2250-3145 J-FG	<b>25536J</b>
3230	2250-3230 J-FG	<b>25537J</b>
3315	2250-3315 J-FG	<b>25538J</b>
3400	2250-3400 J-FG	<b>25539J</b>

Other widths available on request.



**Version with one positioner**  
**Backflex Radius:** 25 mm  
**Max load capacity:** 25.000 N/m  
**Weight:** 7.90 Kg/m<sup>2</sup>  
**Standard length:** 120 pitches  
 (10 ft 3.048 m)  
**Pin material:** PBT (white)

FOR BELTS AVAILABLE IN "XPG"  
 MATERIAL JUST ADD "XPG"  
 TO PART NUMBER  
 (example "code 25600J-XPG")

XPG	LFG
Extra Performance (special material color Dark Brown/Grey)	Low Friction Acetal Resin (standard material color Dark Grey)

*On request and for adequate quantities  
 these chains can be produced in:*

AS	PP	NGG
Anti-static Acetal Resin	Polypropylene	New Generation



Page 4 - 5



Pages 292 → 294



Pages 311 → 315

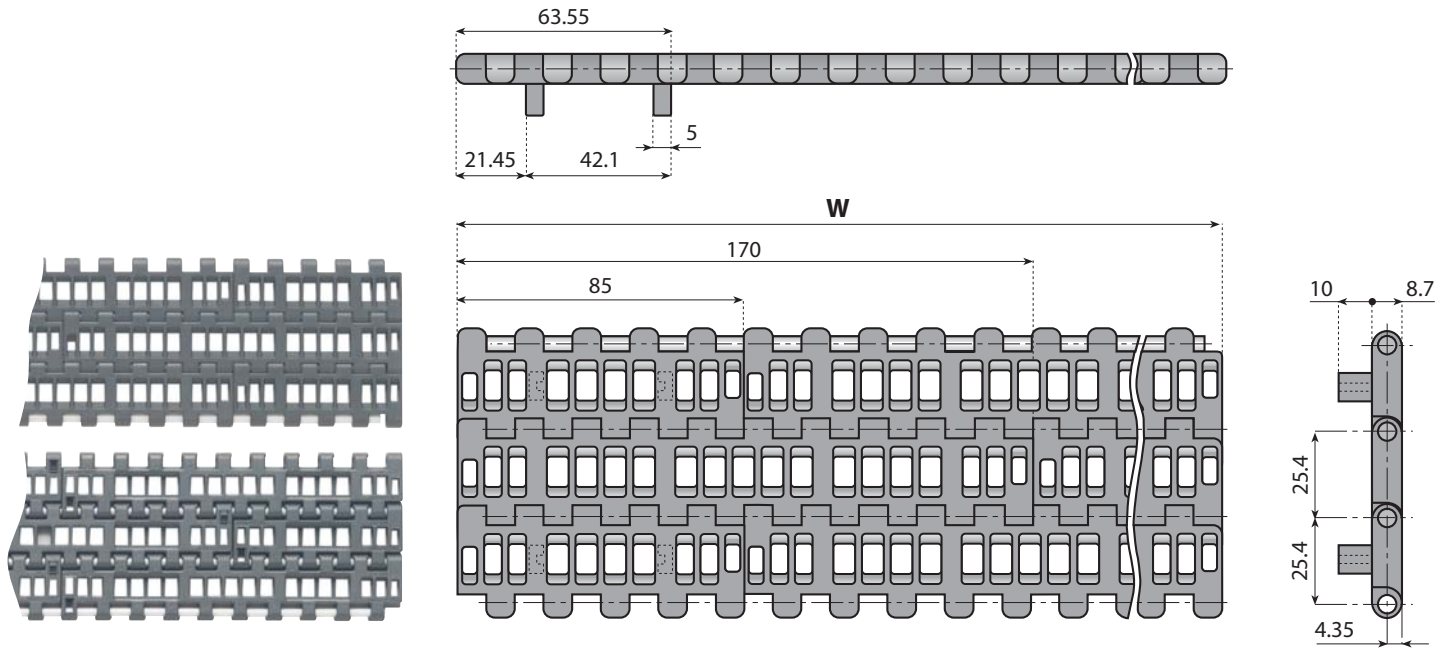
Width W mm	BELTS REF.	CODE
85	2250-0085 J-FGP1	25600J
170	2250-0170 J-FGP1	25601J
255	2250-0255 J-FGP1	25602J
340	2250-0340 J-FGP1	25603J
425	2250-0425 J-FGP1	25604J
510	2250-0510 J-FGP1	25605J
595	2250-0595 J-FGP1	25606J
680	2250-0680 J-FGP1	25607J
765	2250-0765 J-FGP1	25608J
850	2250-0850 J-FGP1	25609J

Width W mm	BELTS REF.	CODE
935	2250-0935 J-FGP1	25610J
1020	2250-1020 J-FGP1	25611J
1105	2250-1105 J-FGP1	25612J
1190	2250-1190 J-FGP1	25613J
1275	2250-1275 J-FGP1	25614J
1360	2250-1360 J-FGP1	25615J
1445	2250-1445 J-FGP1	25616J
1530	2250-1530 J-FGP1	25617J
1615	2250-1615 J-FGP1	25618J
1700	2250-1700 J-FGP1	25619J

Width W mm	BELTS REF.	CODE
1785	2250-1785 J-FGP1	25620J
1870	2250-1870 J-FGP1	25621J
1955	2250-1955 J-FGP1	25622J
2040	2250-2040 J-FGP1	25623J
2125	2250-2125 J-FGP1	25624J
2210	2250-2210 J-FGP1	25625J
2295	2250-2295 J-FGP1	25626J
2380	2250-2380 J-FGP1	25627J
2465	2250-2465 J-FGP1	25628J
2550	2250-2550 J-FGP1	25629J

Width W mm	BELTS REF.	CODE
2635	2250-2635 J-FGP1	25630J
2720	2250-2720 J-FGP1	25631J
2805	2250-2805 J-FGP1	25632J
2890	2250-2890 J-FGP1	25633J
2975	2250-2975 J-FGP1	25634J
3060	2250-3060 J-FGP1	25635J
3145	2250-3145 J-FGP1	25636J
3230	2250-3230 J-FGP1	25637J
3315	2250-3315 J-FGP1	25638J
3400	2250-3400 J-FGP1	25639J

Other widths available on request.



**Version with two positioners**  
**Backflex Radius:** 25 mm  
**Max load capacity:** 25.000 N/m  
**Weight:** 8.00 Kg/m<sup>2</sup>  
**Standard length:** 120 pitches  
 (10 ft 3.048 m)  
**Pin material:** PBT (white)



Page 4 - 5



Pages 292 → 294



Pages 311 → 315

FOR BELTS AVAILABLE IN "XPG"  
 MATERIAL JUST ADD "XPG"  
 TO PART NUMBER  
 (example "code 25700J-XPG")

XPG	LFG
Extra Performance (special material color Dark Brown/Grey)	Low Friction Acetal Resin (standard material color Dark Grey)

*On request and for adequate quantities  
 these chains can be produced in:*

AS	PP	NGG
Anti-static Acetal Resin	Polypropylene	New Generation

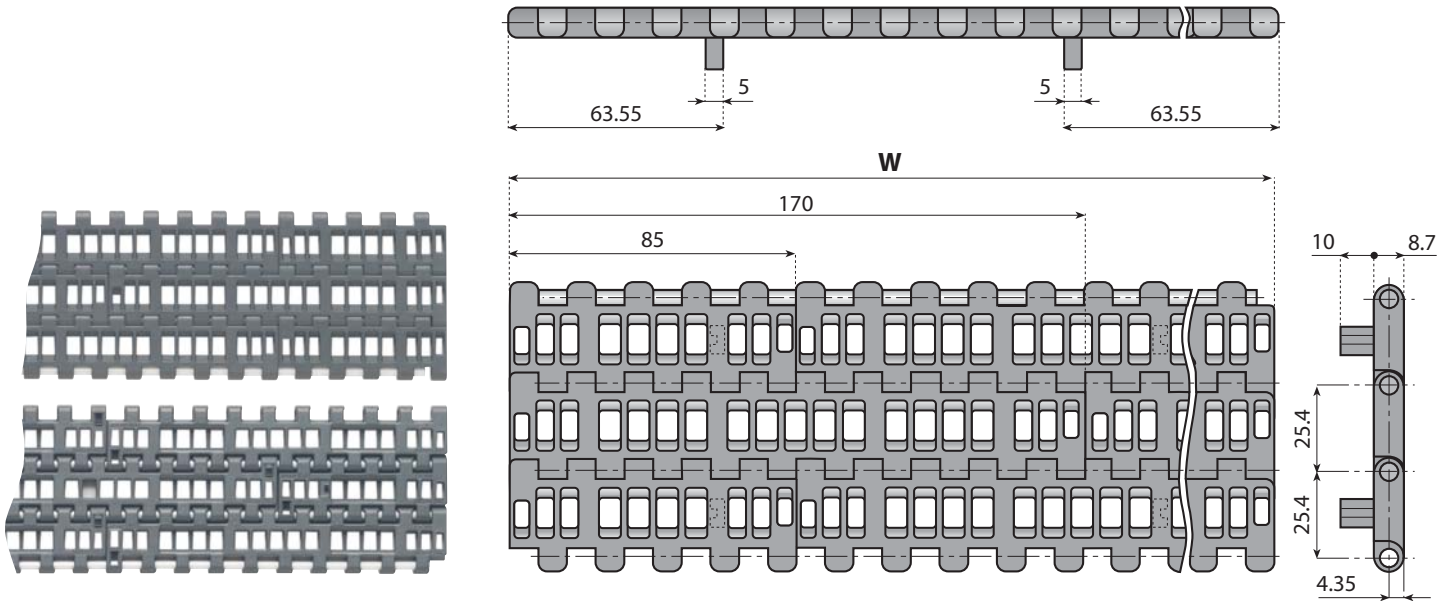
Width W mm	BELTS REF.	CODE
85	2250-0085 J-FGP2	<b>25700J</b>
170	2250-0170 J-FGP2	<b>25701J</b>
255	2250-0255 J-FGP2	<b>25702J</b>
340	2250-0340 J-FGP2	<b>25703J</b>
425	2250-0425 J-FGP2	<b>25704J</b>
510	2250-0510 J-FGP2	<b>25705J</b>
595	2250-0595 J-FGP2	<b>25706J</b>
680	2250-0680 J-FGP2	<b>25707J</b>
765	2250-0765 J-FGP2	<b>25708J</b>
850	2250-0850 J-FGP2	<b>25709J</b>

Width W mm	BELTS REF.	CODE
935	2250-0935 J-FGP2	<b>25710J</b>
1020	2250-1020 J-FGP2	<b>25711J</b>
1105	2250-1105 J-FGP2	<b>25712J</b>
1190	2250-1190 J-FGP2	<b>25713J</b>
1275	2250-1275 J-FGP2	<b>25714J</b>
1360	2250-1360 J-FGP2	<b>25715J</b>
1445	2250-1445 J-FGP2	<b>25716J</b>
1530	2250-1530 J-FGP2	<b>25717J</b>
1615	2250-1615 J-FGP2	<b>25718J</b>
1700	2250-1700 J-FGP2	<b>25719J</b>

Width W mm	BELTS REF.	CODE
1785	2250-1785 J-FGP2	<b>25720J</b>
1870	2250-1870 J-FGP2	<b>25721J</b>
1955	2250-1955 J-FGP2	<b>25722J</b>
2040	2250-2040 J-FGP2	<b>25723J</b>
2125	2250-2125 J-FGP2	<b>25724J</b>
2210	2250-2210 J-FGP2	<b>25725J</b>
2295	2250-2295 J-FGP2	<b>25726J</b>
2380	2250-2380 J-FGP2	<b>25727J</b>
2465	2250-2465 J-FGP2	<b>25728J</b>
2550	2250-2550 J-FGP2	<b>25729J</b>

Width W mm	BELTS REF.	CODE
2635	2250-2635 J-FGP2	<b>25730J</b>
2720	2250-2720 J-FGP2	<b>25731J</b>
2805	2250-2805 J-FGP2	<b>25732J</b>
2890	2250-2890 J-FGP2	<b>25733J</b>
2975	2250-2975 J-FGP2	<b>25734J</b>
3060	2250-3060 J-FGP2	<b>25735J</b>
3145	2250-3145 J-FGP2	<b>25736J</b>
3230	2250-3230 J-FGP2	<b>25737J</b>
3315	2250-3315 J-FGP2	<b>25738J</b>
3400	2250-3400 J-FGP2	<b>25739J</b>

Other widths available on request.



**Version with one positioner on both sides**

- Backflex Radius:** 25 mm
- Max load capacity:** 25.000 N/m
- Weight:** 8.00 Kg/m<sup>2</sup>
- Standard length:** 120 pitches (10 ft 3.048 m)
- Pin material:** PBT (white)



Page 4 - 5



Pages 292 → 294



Pages 311 → 315

**FOR BELTS AVAILABLE IN "XPG" MATERIAL JUST ADD "XPG" TO PART NUMBER (example "code 254301J-XPG")**

XPG	LFG
Extra Performance (special material color Dark Brown/Grey)	Low Friction Acetal Resin (standard material color Dark Grey)

*On request and for adequate quantities these chains can be produced in:*

AS	PP	NGG
Anti-static Acetal Resin	Polypropylene	New Generation

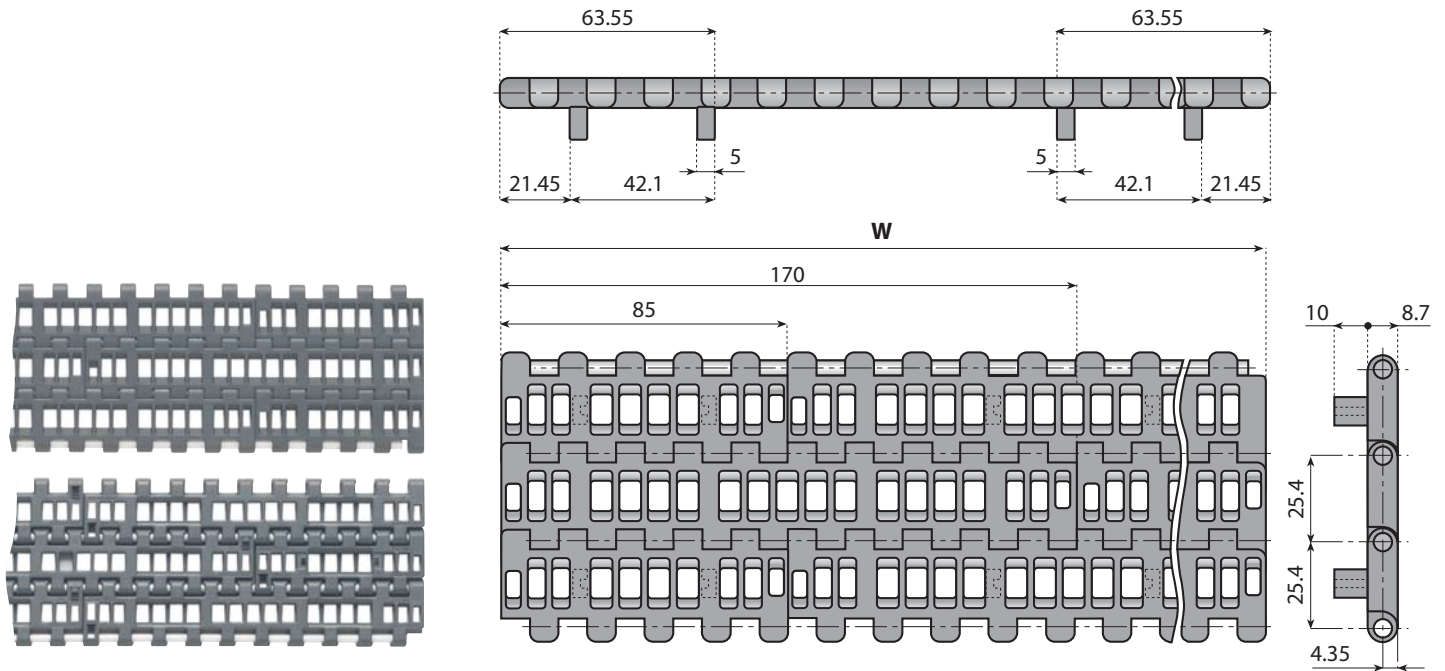
Width W mm	BELTS REF.	CODE
85	-	-
170	2250-0170 J-FGP2B	<b>254301J</b>
255	2250-0255 J-FGP2B	<b>254302J</b>
340	2250-0340 J-FGP2B	<b>254303J</b>
425	2250-0425 J-FGP2B	<b>254304J</b>
510	2250-0510 J-FGP2B	<b>254305J</b>
595	2250-0595 J-FGP2B	<b>254306J</b>
680	2250-0680 J-FGP2B	<b>254307J</b>
765	2250-0765 J-FGP2B	<b>254308J</b>
850	2250-0850 J-FGP2B	<b>254309J</b>

Width W mm	BELTS REF.	CODE
935	2250-0935 J-FGP2B	<b>254310J</b>
1020	2250-1020 J-FGP2B	<b>254311J</b>
1105	2250-1105 J-FGP2B	<b>254312J</b>
1190	2250-1190 J-FGP2B	<b>254313J</b>
1275	2250-1275 J-FGP2B	<b>254314J</b>
1360	2250-1360 J-FGP2B	<b>254315J</b>
1445	2250-1445 J-FGP2B	<b>254316J</b>
1530	2250-1530 J-FGP2B	<b>254317J</b>
1615	2250-1615 J-FGP2B	<b>254318J</b>
1700	2250-1700 J-FGP2B	<b>254319J</b>

Width W mm	BELTS REF.	CODE
1785	2250-1785 J-FGP2B	<b>254320J</b>
1870	2250-1870 J-FGP2B	<b>254321J</b>
1955	2250-1955 J-FGP2B	<b>254322J</b>
2040	2250-2040 J-FGP2B	<b>254323J</b>
2125	2250-2125 J-FGP2B	<b>254324J</b>
2210	2250-2210 J-FGP2B	<b>254325J</b>
2295	2250-2295 J-FGP2B	<b>254326J</b>
2380	2250-2380 J-FGP2B	<b>254327J</b>
2465	2250-2465 J-FGP2B	<b>254328J</b>
2550	2250-2550 J-FGP2B	<b>254329J</b>

Width W mm	BELTS REF.	CODE
2635	2250-2635 J-FGP2B	<b>254330J</b>
2720	2250-2720 J-FGP2B	<b>254331J</b>
2805	2250-2805 J-FGP2B	<b>254332J</b>
2890	2250-2890 J-FGP2B	<b>254333J</b>
2975	2250-2975 J-FGP2B	<b>254334J</b>
3060	2250-3060 J-FGP2B	<b>254335J</b>
3145	2250-3145 J-FGP2B	<b>254336J</b>
3230	2250-3230 J-FGP2B	<b>254337J</b>
3315	2250-3315 J-FGP2B	<b>254338J</b>
3400	2250-3400 J-FGP2B	<b>254339J</b>

Other widths available on request.



**Version with two positioners on both sides**

**Backflex Radius:** 25 mm

**Max load capacity:** 25.000 N/m

**Weight:** 8.10 Kg/m<sup>2</sup>

**Standard length:** 120 pitches

(10 ft 3.048 m)

**Pin material:** PBT (white)



Page 4-5



Pages 292 → 294



Pages 311 → 315

**FOR BELTS AVAILABLE IN "XPG" MATERIAL JUST ADD "XPG" TO PART NUMBER (example "code 254401J-XPG")**

XPG	LFG
Extra Performance (special material color Dark Brown/Grey)	Low Friction Acetal Resin (standard material color Dark Grey)

*On request and for adequate quantities these chains can be produced in:*

AS	PP	NGG
Anti-static Acetal Resin	Polypropylene	New Generation

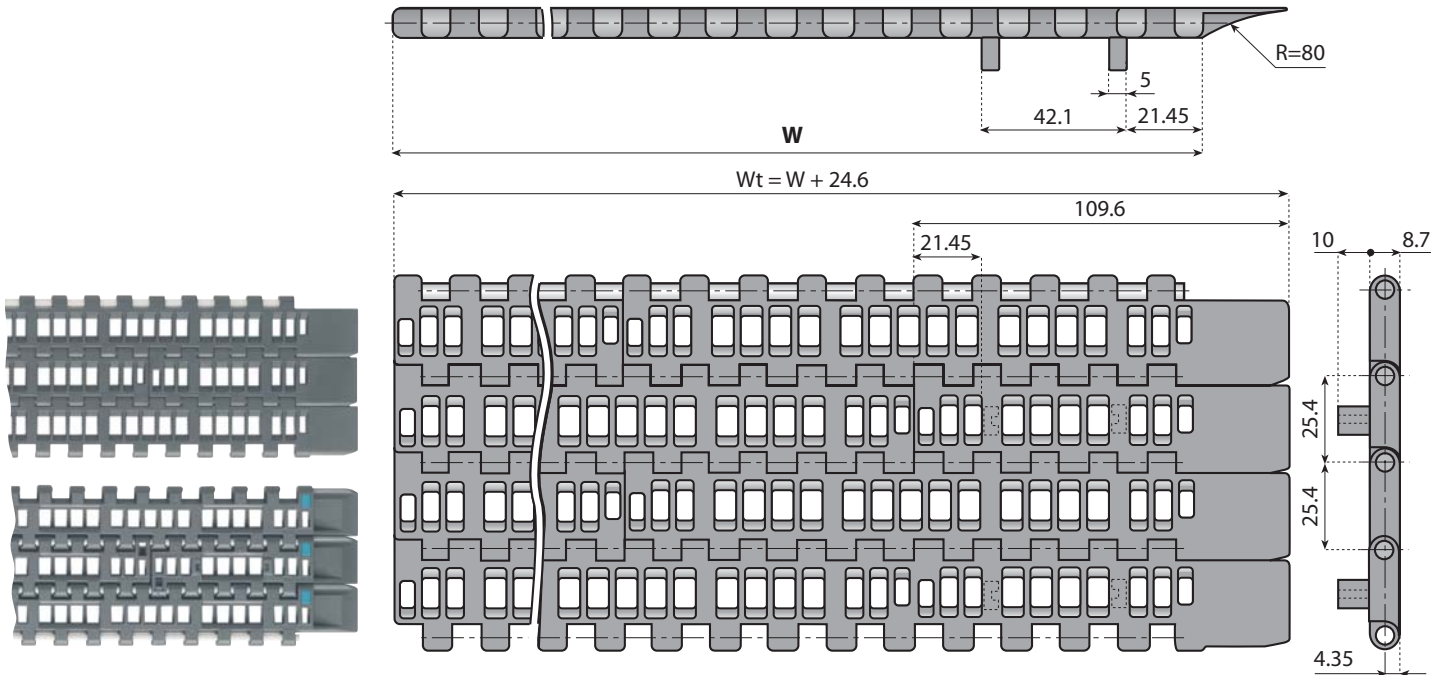
Width W mm	BELTS REF.	CODE
85	-	-
170	2250-0170 J-FGP2BD	<b>254401J</b>
255	2250-0255 J-FGP2BD	<b>254402J</b>
340	2250-0340 J-FGP2BD	<b>254403J</b>
425	2250-0425 J-FGP2BD	<b>254404J</b>
510	2250-0510 J-FGP2BD	<b>254405J</b>
595	2250-0595 J-FGP2BD	<b>254406J</b>
680	2250-0680 J-FGP2BD	<b>254407J</b>
765	2250-0765 J-FGP2BD	<b>254408J</b>
850	2250-0850 J-FGP2BD	<b>254409J</b>

Width W mm	BELTS REF.	CODE
935	2250-0935 J-FGP2BD	<b>254410J</b>
1020	2250-1020 J-FGP2BD	<b>254411J</b>
1105	2250-1105 J-FGP2BD	<b>254412J</b>
1190	2250-1190 J-FGP2BD	<b>254413J</b>
1275	2250-1275 J-FGP2BD	<b>254414J</b>
1360	2250-1360 J-FGP2BD	<b>254415J</b>
1445	2250-1445 J-FGP2BD	<b>254416J</b>
1530	2250-1530 J-FGP2BD	<b>254417J</b>
1615	2250-1615 J-FGP2BD	<b>254418J</b>
1700	2250-1700 J-FGP2BD	<b>254419J</b>

Width W mm	BELTS REF.	CODE
1785	2250-1785 J-FGP2BD	<b>254420J</b>
1870	2250-1870 J-FGP2BD	<b>254421J</b>
1955	2250-1955 J-FGP2BD	<b>254422J</b>
2040	2250-2040 J-FGP2BD	<b>254423J</b>
2125	2250-2125 J-FGP2BD	<b>254424J</b>
2210	2250-2210 J-FGP2BD	<b>254425J</b>
2295	2250-2295 J-FGP2BD	<b>254426J</b>
2380	2250-2380 J-FGP2BD	<b>254427J</b>
2465	2250-2465 J-FGP2BD	<b>254428J</b>
2550	2250-2550 J-FGP2BD	<b>254429J</b>

Width W mm	BELTS REF.	CODE
2635	2250-2635 J-FGP2BD	<b>254430J</b>
2720	2250-2720 J-FGP2BD	<b>254431J</b>
2805	2250-2805 J-FGP2BD	<b>254432J</b>
2890	2250-2890 J-FGP2BD	<b>254433J</b>
2975	2250-2975 J-FGP2BD	<b>254434J</b>
3060	2250-3060 J-FGP2BD	<b>254435J</b>
3145	2250-3145 J-FGP2BD	<b>254436J</b>
3230	2250-3230 J-FGP2BD	<b>254437J</b>
3315	2250-3315 J-FGP2BD	<b>254438J</b>
3400	2250-3400 J-FGP2BD	<b>254439J</b>

Other widths available on request.



**Version with two positioners and integrated active transfer wing**

**Backflex Radius:** 30 mm

**Max load capacity:** 25.000 N/m

**Weight:** 8.30 Kg/m<sup>2</sup>

**Standard length:** 120 pitches

(10 ft 3.048 m)

**Pin material:** PBT (white)



Page 4 - 5



Pages 292 → 294



Pages 311 → 315

**FOR BELTS AVAILABLE IN "XPG" MATERIAL JUST ADD "XPG" TO PART NUMBER (example "code 25800J-XPG")**

XPG	LFG
Extra Performance (special material color Dark Brown/Grey)	Low Friction Acetal Resin (standard material color Dark Grey)

*On request and for adequate quantities these chains can be produced in:*

AS	PP	NGG
Anti-static Acetal Resin	Polypropylene	New Generation


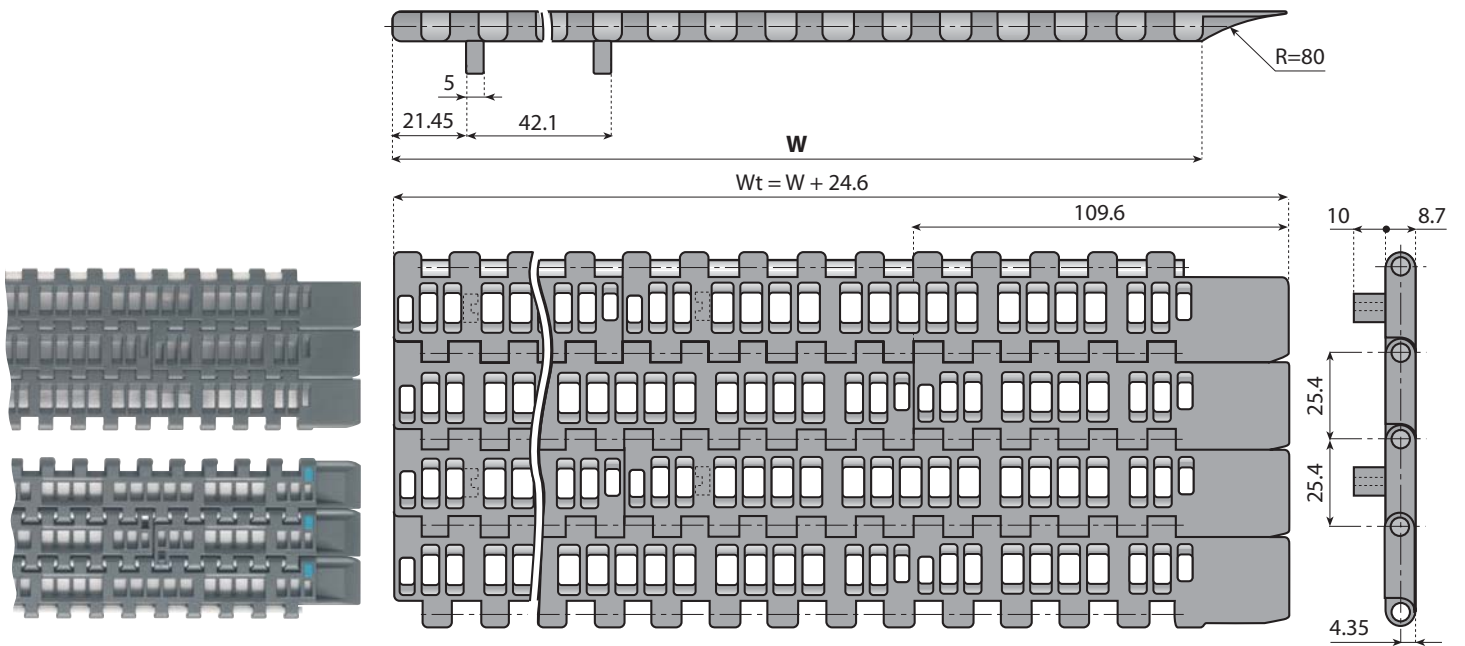
Width W mm	BELTS REF.	CODE
85	2250-0085 J-FGTP2	<b>25800J</b>
170	2250-0170 J-FGTP2	<b>25801J</b>
255	2250-0255 J-FGTP2	<b>25802J</b>
340	2250-0340 J-FGTP2	<b>25803J</b>
425	2250-0425 J-FGTP2	<b>25804J</b>
510	2250-0510 J-FGTP2	<b>25805J</b>
595	2250-0595 J-FGTP2	<b>25806J</b>
680	2250-0680 J-FGTP2	<b>25807J</b>
765	2250-0765 J-FGTP2	<b>25808J</b>
850	2250-0850 J-FGTP2	<b>25809J</b>

Width W mm	BELTS REF.	CODE
935	2250-0935 J-FGTP2	<b>25810J</b>
1020	2250-1020 J-FGTP2	<b>25811J</b>
1105	2250-1105 J-FGTP2	<b>25812J</b>
1190	2250-1190 J-FGTP2	<b>25813J</b>
1275	2250-1275 J-FGTP2	<b>25814J</b>
1360	2250-1360 J-FGTP2	<b>25815J</b>
1445	2250-1445 J-FGTP2	<b>25816J</b>
1530	2250-1530 J-FGTP2	<b>25817J</b>
1615	2250-1615 J-FGTP2	<b>25818J</b>
1700	2250-1700 J-FGTP2	<b>25819J</b>

Width W mm	BELTS REF.	CODE
1785	2250-1785 J-FGTP2	<b>25820J</b>
1870	2250-1870 J-FGTP2	<b>25821J</b>
1955	2250-1955 J-FGTP2	<b>25822J</b>
2040	2250-2040 J-FGTP2	<b>25823J</b>
2125	2250-2125 J-FGTP2	<b>25824J</b>
2210	2250-2210 J-FGTP2	<b>25825J</b>
2295	2250-2295 J-FGTP2	<b>25826J</b>
2380	2250-2380 J-FGTP2	<b>25827J</b>
2465	2250-2465 J-FGTP2	<b>25828J</b>
2550	2250-2550 J-FGTP2	<b>25829J</b>

Width W mm	BELTS REF.	CODE
2635	2250-2635 J-FGTP2	<b>25830J</b>
2720	2250-2720 J-FGTP2	<b>25831J</b>
2805	2250-2805 J-FGTP2	<b>25832J</b>
2890	2250-2890 J-FGTP2	<b>25833J</b>
2975	2250-2975 J-FGTP2	<b>25834J</b>
3060	2250-3060 J-FGTP2	<b>25835J</b>
3145	2250-3145 J-FGTP2	<b>25836J</b>
3230	2250-3230 J-FGTP2	<b>25837J</b>
3315	2250-3315 J-FGTP2	<b>25838J</b>
3400	2250-3400 J-FGTP2	<b>25839J</b>

Other widths available on request.



**Version with two positioners and integrated active transfer wing**  
**Backflex Radius:** 30 mm  
**Max load capacity:** 25.000 N/m  
**Weight:** 8.30 Kg/m<sup>2</sup>  
**Standard length:** 120 pitches (10 ft 3.048 m)  
**Pin material:** PBT (white)



Page 4 - 5



Pages 292 → 294



Pages 311 → 315

**FOR BELTS AVAILABLE IN "XPG" MATERIAL JUST ADD "XPG" TO PART NUMBER (example "code 25800J-XPG")**

XPG	LFG
Extra Performance (special material color Dark Brown/Grey)	Low Friction Acetal Resin (standard material color Dark Grey)

*On request and for adequate quantities these chains can be produced in:*

AS	PP	NGG
Anti-static Acetal Resin	Polypropylene	New Generation

Width W mm	BELTS REF.	CODE
85	2250-0085 J-FGTP2-SX	<b>25800J</b>
170	2250-0170 J-FGTP2-SX	<b>25801J-SX</b>
255	2250-0255 J-FGTP2-SX	<b>25802J-SX</b>
340	2250-0340 J-FGTP2-SX	<b>25803J-SX</b>
425	2250-0425 J-FGTP2-SX	<b>25804J-SX</b>
510	2250-0510 J-FGTP2-SX	<b>25805J-SX</b>
595	2250-0595 J-FGTP2-SX	<b>25806J-SX</b>
680	2250-0680 J-FGTP2-SX	<b>25807J-SX</b>
765	2250-0765 J-FGTP2-SX	<b>25808J-SX</b>
850	2250-0850 J-FGTP2-SX	<b>25809J-SX</b>

Width W mm	BELTS REF.	CODE
935	2250-0935 J-FGTP2-SX	<b>25810J-SX</b>
1020	2250-1020 J-FGTP2-SX	<b>25811J-SX</b>
1105	2250-1105 J-FGTP2-SX	<b>25812J-SX</b>
1190	2250-1190 J-FGTP2-SX	<b>25813J-SX</b>
1275	2250-1275 J-FGTP2-SX	<b>25814J-SX</b>
1360	2250-1360 J-FGTP2-SX	<b>25815J-SX</b>
1445	2250-1445 J-FGTP2-SX	<b>25816J-SX</b>
1530	2250-1530 J-FGTP2-SX	<b>25817J-SX</b>
1615	2250-1615 J-FGTP2-SX	<b>25818J-SX</b>
1700	2250-1700 J-FGTP2-SX	<b>25819J-SX</b>

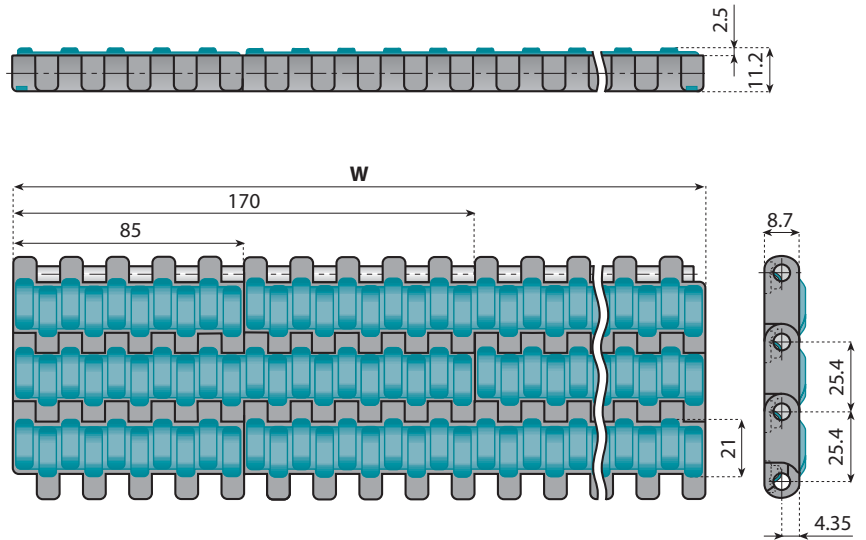

Width W mm	BELTS REF.	CODE
1785	2250-1785 J-FGTP2-SX	<b>25820J-SX</b>
1870	2250-1870 J-FGTP2-SX	<b>25821J-SX</b>
1955	2250-1955 J-FGTP2-SX	<b>25822J-SX</b>
2040	2250-2040 J-FGTP2-SX	<b>25823J-SX</b>
2125	2250-2125 J-FGTP2-SX	<b>25824J-SX</b>
2210	2250-2210 J-FGTP2-SX	<b>25825J-SX</b>
2295	2250-2295 J-FGTP2-SX	<b>25826J-SX</b>
2380	2250-2380 J-FGTP2-SX	<b>25827J-SX</b>
2465	2250-2465 J-FGTP2-SX	<b>25828J-SX</b>
2550	2250-2550 J-FGTP2-SX	<b>25829J-SX</b>

Width W mm	BELTS REF.	CODE
2635	2250-2635 J-FGTP2-SX	<b>25830J-SX</b>
2720	2250-2720 J-FGTP2-SX	<b>25831J-SX</b>
2805	2250-2805 J-FGTP2-SX	<b>25832J-SX</b>
2890	2250-2890 J-FGTP2-SX	<b>25833J-SX</b>
2975	2250-2975 J-FGTP2-SX	<b>25834J-SX</b>
3060	2250-3060 J-FGTP2-SX	<b>25835J-SX</b>
3145	2250-3145 J-FGTP2-SX	<b>25836J-SX</b>
3230	2250-3230 J-FGTP2-SX	<b>25837J-SX</b>
3315	2250-3315 J-FGTP2-SX	<b>25838J-SX</b>
3400	2250-3400 J-FGTP2-SX	<b>25839J-SX</b>

Other widths available on request.

# VG 2250

# HEAVY DUTY GRIP BELTS (Pitch 1" - 25.4 mm) with high friction surface



### Version standard

**Belt material:** low friction acetal resin, dark grey colour

**Rubber material:** thermoplastic rubber, waterblue colour

**Backflex Radius:** 30 mm

**Max load capacity:** 25.000 N/m

**Standard length:** 60 pitches (5 ft 1.524 m)

**Pin material:** PBT (white)

LFG	TPR
Low Friction Acetal Resin	Thermoplastic Rubber



Page 4 - 5

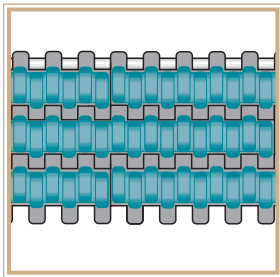


Pages 292 → 294



Pages 311 → 315

## TYPE VG 2250



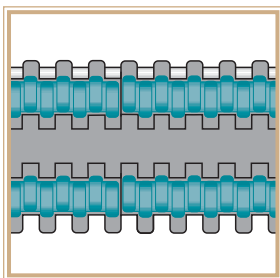
Weight: 11.30 Kg/m<sup>2</sup>

Width W mm	BELTS REF.	CODE
85	VG 2250-0085	250000
170	VG 2250-0170	250001
255	VG 2250-0255	250002
340	VG 2250-0340	250003
425	VG 2250-0425	250004
510	VG 2250-0510	250005
595	VG 2250-0595	250006
680	VG 2250-0680	250007
765	VG 2250-0765	250008
850	VG 2250-0850	250009

Width W mm	BELTS REF.	CODE
935	VG 2250-0935	250010
1020	VG 2250-1020	250011
1105	VG 2250-1105	250012
1190	VG 2250-1190	250013
1275	VG 2250-1275	250014
1360	VG 2250-1360	250015
1445	VG 2250-1445	250016
1530	VG 2250-1530	250017
1615	VG 2250-1615	250018
1700	VG 2250-1700	250019

Width W mm	BELTS REF.	CODE
1785	VG 2250-1785	250020
1870	VG 2250-1870	250021
1955	VG 2250-1955	250022
2040	VG 2250-2040	250023
2125	VG 2250-2125	250024
2210	VG 2250-2210	250025
2295	VG 2250-2295	250026
2380	VG 2250-2380	250027

## TYPE VG2-2250



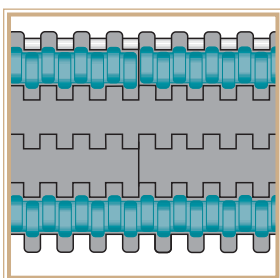
Weight: 10.30 Kg/m<sup>2</sup>

Width W mm	BELTS REF.	CODE
85	VG2-2250-0085	250100
170	VG2-2250-0170	250101
255	VG2-2250-0255	250102
340	VG2-2250-0340	250103
425	VG2-2250-0425	250104
510	VG2-2250-0510	250105
595	VG2-2250-0595	250106
680	VG2-2250-0680	250107
765	VG2-2250-0765	250108
850	VG2-2250-0850	250109

Width W mm	BELTS REF.	CODE
935	VG2-2250-0935	250110
1020	VG2-2250-1020	250111
1105	VG2-2250-1105	250112
1190	VG2-2250-1190	250113
1275	VG2-2250-1275	250114
1360	VG2-2250-1360	250115
1445	VG2-2250-1445	250116
1530	VG2-2250-1530	250117
1615	VG2-2250-1615	250118
1700	VG2-2250-1700	250119

Width W mm	BELTS REF.	CODE
1785	VG2-2250-1785	250120
1870	VG2-2250-1870	250121
1955	VG2-2250-1955	250122
2040	VG2-2250-2040	250123
2125	VG2-2250-2125	250124
2210	VG2-2250-2210	250125
2295	VG2-2250-2295	250126
2380	VG2-2250-2380	250127

## TYPE VG3-2250



Weight: 9.95 Kg/m<sup>2</sup>

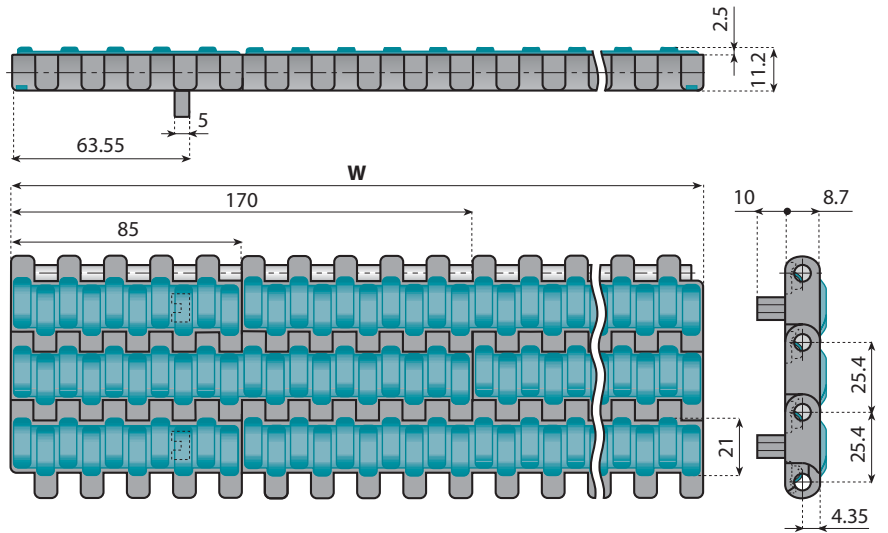

Width W mm	BELTS REF.	CODE
85	VG3-2250-0085	250200
170	VG3-2250-0170	250201
255	VG3-2250-0255	250202
340	VG3-2250-0340	250203
425	VG3-2250-0425	250204
510	VG3-2250-0510	250205
595	VG3-2250-0595	250206
680	VG3-2250-0680	250207
765	VG3-2250-0765	250208
850	VG3-2250-0850	250209

Width W mm	BELTS REF.	CODE
935	VG3-2250-0935	250210
1020	VG3-2250-1020	250211
1105	VG3-2250-1105	250212
1190	VG3-2250-1190	250213
1275	VG3-2250-1275	250214
1360	VG3-2250-1360	250215
1445	VG3-2250-1445	250216
1530	VG3-2250-1530	250217
1615	VG3-2250-1615	250218
1700	VG3-2250-1700	250219

Width W mm	BELTS REF.	CODE
1785	VG3-2250-1785	250220
1870	VG3-2250-1870	250221
1955	VG3-2250-1955	250222
2040	VG3-2250-2040	250223
2125	VG3-2250-2125	250224
2210	VG3-2250-2210	250225
2295	VG3-2250-2295	250226
2380	VG3-2250-2380	250227

Other widths available on request.

# HEAVY DUTY GRIP BELTS (Pitch 1" - 25.4 mm) with high friction surface **VG 2250 P1**



## Version with one positioner

**Belt material:** low friction acetal resin, dark grey colour

**Rubber material:** thermoplastic rubber, waterblue colour

**Backflex Radius:** 30 mm

**Max load capacity:** 25.000 N/m

**Standard length:** 60 pitches (5 ft 1.524 m)

**Pin material:** PBT (white)

LFG	TPR
Low Friction Acetal Resin	Thermoplastic Rubber



Page 4 - 5

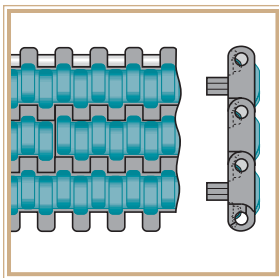


Pages 292 → 294



Pages 311 → 315

## TYPE VG 2250 P1



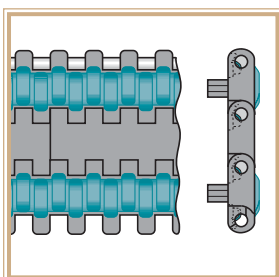
**Weight:** 11.30 Kg/m<sup>2</sup>

Width W mm	BELTS REF.	CODE
85	VG 2250-0085 P1	250300
170	VG 2250-0170 P1	250301
255	VG 2250-0255 P1	250302
340	VG 2250-0340 P1	250303
425	VG 2250-0425 P1	250304
510	VG 2250-0510 P1	250305
595	VG 2250-0595 P1	250306
680	VG 2250-0680 P1	250307
765	VG 2250-0765 P1	250308
850	VG 2250-0850 P1	250309

Width W mm	BELTS REF.	CODE
935	VG 2250-0935 P1	250310
1020	VG 2250-1020 P1	250311
1105	VG 2250-1105 P1	250312
1190	VG 2250-1190 P1	250313
1275	VG 2250-1275 P1	250314
1360	VG 2250-1360 P1	250315
1445	VG 2250-1445 P1	250316
1530	VG 2250-1530 P1	250317
1615	VG 2250-1615 P1	250318
1700	VG 2250-1700 P1	250319

Width W mm	BELTS REF.	CODE
1785	VG 2250-1785 P1	250320
1870	VG 2250-1870 P1	250321
1955	VG 2250-1955 P1	250322
2040	VG 2250-2040 P1	250323
2125	VG 2250-2125 P1	250324
2210	VG 2250-2210 P1	250325
2295	VG 2250-2295 P1	250326
2380	VG 2250-2380 P1	250327

## TYPE VG2-2250 P1



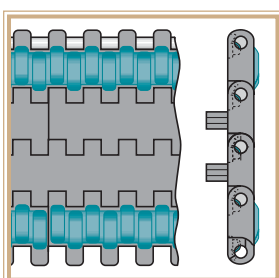
**Weight:** 10.30 Kg/m<sup>2</sup>

Width W mm	BELTS REF.	CODE
85	VG2-2250-0085 P1	250400
170	VG2-2250-0170 P1	250401
255	VG2-2250-0255 P1	250402
340	VG2-2250-0340 P1	250403
425	VG2-2250-0425 P1	250404
510	VG2-2250-0510 P1	250405
595	VG2-2250-0595 P1	250406
680	VG2-2250-0680 P1	250407
765	VG2-2250-0765 P1	250408
850	VG2-2250-0850 P1	250409

Width W mm	BELTS REF.	CODE
935	VG2-2250-0935 P1	250410
1020	VG2-2250-1020 P1	250411
1105	VG2-2250-1105 P1	250412
1190	VG2-2250-1190 P1	250413
1275	VG2-2250-1275 P1	250414
1360	VG2-2250-1360 P1	250415
1445	VG2-2250-1445 P1	250416
1530	VG2-2250-1530 P1	250417
1615	VG2-2250-1615 P1	250418
1700	VG2-2250-1700 P1	250419

Width W mm	BELTS REF.	CODE
1785	VG2-2250-1785 P1	250420
1870	VG2-2250-1870 P1	250421
1955	VG2-2250-1955 P1	250422
2040	VG2-2250-2040 P1	250423
2125	VG2-2250-2125 P1	250424
2210	VG2-2250-2210 P1	250425
2295	VG2-2250-2295 P1	250426
2380	VG2-2250-2380 P1	250427

## TYPE VG3-2250 P1



**Weight:** 9.95 Kg/m<sup>2</sup>

Width W mm	BELTS REF.	CODE
85	VG3-2250-0085 P1	250500
170	VG3-2250-0170 P1	250501
255	VG3-2250-0255 P1	250502
340	VG3-2250-0340 P1	250503
425	VG3-2250-0425 P1	250504
510	VG3-2250-0510 P1	250505
595	VG3-2250-0595 P1	250506
680	VG3-2250-0680 P1	250507
765	VG3-2250-0765 P1	250508
850	VG3-2250-0850 P1	250509

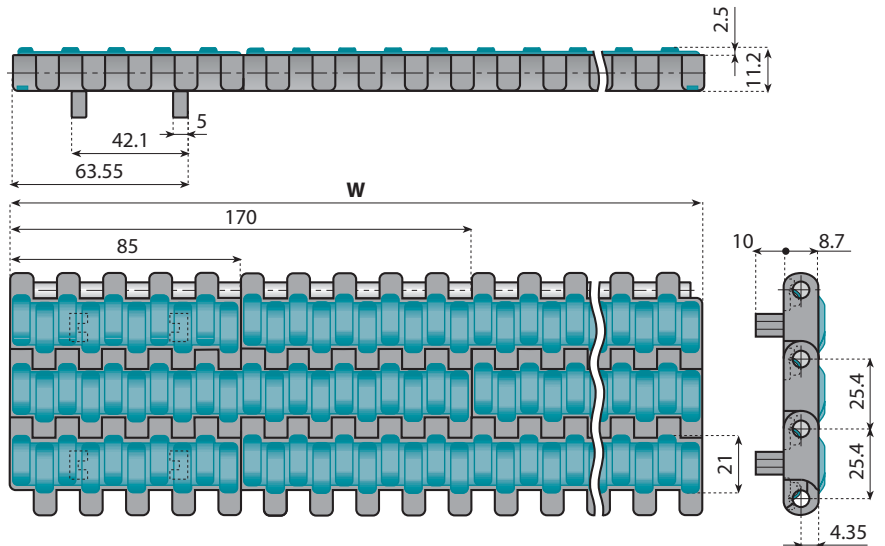

Width W mm	BELTS REF.	CODE
935	VG3-2250-0935 P1	250510
1020	VG3-2250-1020 P1	250511
1105	VG3-2250-1105 P1	250512
1190	VG3-2250-1190 P1	250513
1275	VG3-2250-1275 P1	250514
1360	VG3-2250-1360 P1	250515
1445	VG3-2250-1445 P1	250516
1530	VG3-2250-1530 P1	250517
1615	VG3-2250-1615 P1	250518
1700	VG3-2250-1700 P1	250519

Width W mm	BELTS REF.	CODE
1785	VG3-2250-1785 P1	250520
1870	VG3-2250-1870 P1	250521
1955	VG3-2250-1955 P1	250522
2040	VG3-2250-2040 P1	250523
2125	VG3-2250-2125 P1	250524
2210	VG3-2250-2210 P1	250525
2295	VG3-2250-2295 P1	250526
2380	VG3-2250-2380 P1	250527

Other widths available on request.

# VG 2250 P2

# HEAVY DUTY GRIP BELTS (Pitch 1" - 25.4 mm) with high friction surface



### Version with two positioners

**Belt material:** low friction acetal resin, dark grey colour

**Rubber material:** thermoplastic rubber, waterblue colour

**Backflex Radius:** 30 mm

**Max load capacity:** 25.000 N/m

**Standard length:** 60 pitches (5 ft 1.524 m)

**Pin material:** PBT (white)

LFG	TPR
Low Friction Acetal Resin	Thermoplastic Rubber



Page 4 - 5

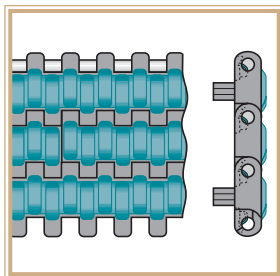


Pages 292 → 294



Pages 311 → 315

## TYPE VG 2250 P2



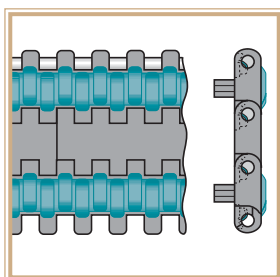
**Weight:** 11.40 Kg/m<sup>2</sup>

Width W mm	BELTS REF.	CODE
85	VG 2250-0085 P2	250600
170	VG 2250-0170 P2	250601
255	VG 2250-0255 P2	250602
340	VG 2250-0340 P2	250603
425	VG 2250-0425 P2	250604
510	VG 2250-0510 P2	250605
595	VG 2250-0595 P2	250606
680	VG 2250-0680 P2	250607
765	VG 2250-0765 P2	250608
850	VG 2250-0850 P2	250609

Width W mm	BELTS REF.	CODE
935	VG 2250-0935 P2	250610
1020	VG 2250-1020 P2	250611
1105	VG 2250-1105 P2	250612
1190	VG 2250-1190 P2	250613
1275	VG 2250-1275 P2	250614
1360	VG 2250-1360 P2	250615
1445	VG 2250-1445 P2	250616
1530	VG 2250-1530 P2	250617
1615	VG 2250-1615 P2	250618
1700	VG 2250-1700 P2	250619

Width W mm	BELTS REF.	CODE
1785	VG 2250-1785 P2	250620
1870	VG 2250-1870 P2	250621
1955	VG 2250-1955 P2	250622
2040	VG 2250-2040 P2	250623
2125	VG 2250-2125 P2	250624
2210	VG 2250-2210 P2	250625
2295	VG 2250-2295 P2	250626
2380	VG 2250-2380 P2	250627

## TYPE VG2-2250 P2



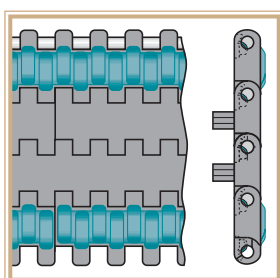
**Weight:** 10.40 Kg/m<sup>2</sup>

Width W mm	BELTS REF.	CODE
85	VG2-2250-0085 P2	250700
170	VG2-2250-0170 P2	250701
255	VG2-2250-0255 P2	250702
340	VG2-2250-0340 P2	250703
425	VG2-2250-0425 P2	250704
510	VG2-2250-0510 P2	250705
595	VG2-2250-0595 P2	250706
680	VG2-2250-0680 P2	250707
765	VG2-2250-0765 P2	250708
850	VG2-2250-0850 P2	250709

Width W mm	BELTS REF.	CODE
935	VG2-2250-0935 P2	250710
1020	VG2-2250-1020 P2	250711
1105	VG2-2250-1105 P2	250712
1190	VG2-2250-1190 P2	250713
1275	VG2-2250-1275 P2	250714
1360	VG2-2250-1360 P2	250715
1445	VG2-2250-1445 P2	250716
1530	VG2-2250-1530 P2	250717
1615	VG2-2250-1615 P2	250718
1700	VG2-2250-1700 P2	250719

Width W mm	BELTS REF.	CODE
1785	VG2-2250-1785 P2	250720
1870	VG2-2250-1870 P2	250721
1955	VG2-2250-1955 P2	250722
2040	VG2-2250-2040 P2	250723
2125	VG2-2250-2125 P2	250724
2210	VG2-2250-2210 P2	250725
2295	VG2-2250-2295 P2	250726
2380	VG2-2250-2380 P2	250727

## TYPE VG3-2250 P2



**Weight:** 10.05 Kg/m<sup>2</sup>

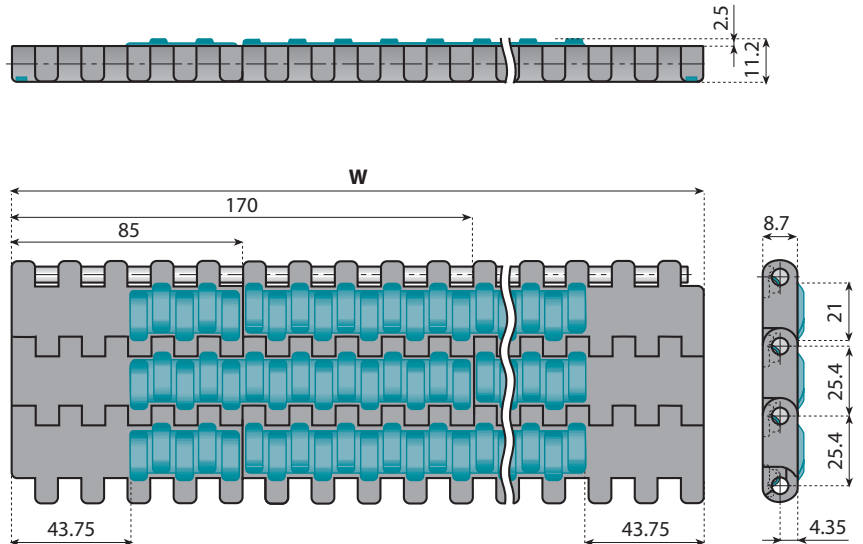

Width W mm	BELTS REF.	CODE
85	VG3-2250-0085 P2	250800
170	VG3-2250-0170 P2	250801
255	VG3-2250-0255 P2	250802
340	VG3-2250-0340 P2	250803
425	VG3-2250-0425 P2	250804
510	VG3-2250-0510 P2	250805
595	VG3-2250-0595 P2	250806
680	VG3-2250-0680 P2	250807
765	VG3-2250-0765 P2	250808
850	VG3-2250-0850 P2	250809

Width W mm	BELTS REF.	CODE
935	VG3-2250-0935 P2	250810
1020	VG3-2250-1020 P2	250811
1105	VG3-2250-1105 P2	250812
1190	VG3-2250-1190 P2	250813
1275	VG3-2250-1275 P2	250814
1360	VG3-2250-1360 P2	250815
1445	VG3-2250-1445 P2	250816
1530	VG3-2250-1530 P2	250817
1615	VG3-2250-1615 P2	250818
1700	VG3-2250-1700 P2	250819

Width W mm	BELTS REF.	CODE
1785	VG3-2250-1785 P2	250820
1870	VG3-2250-1870 P2	250821
1955	VG3-2250-1955 P2	250822
2040	VG3-2250-2040 P2	250823
2125	VG3-2250-2125 P2	250824
2210	VG3-2250-2210 P2	250825
2295	VG3-2250-2295 P2	250826
2380	VG3-2250-2380 P2	250827

Other widths available on request.

# HEAVY DUTY GRIP BELTS (Pitch 1" - 25.4 mm) with high friction surface (Side indent) VGS 2250



## Version with side indent

**Belt material:** low friction acetal resin, dark grey colour  
**Rubber material:** thermoplastic rubber, waterblue colour  
**Backflex Radius:** 30 mm  
**Max load capacity:** 25.000 N/m  
**Standard length:** 60 pitches (5 ft 1.524 m)  
**Pin material:** PBT (white)

LFG	TPR
Low Friction Acetal Resin	Thermoplastic Rubber



Page 4 - 5

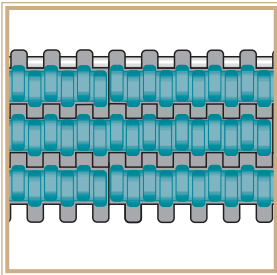


Pages 292 → 294



Pages 311 → 315

## TYPE VGS 2250



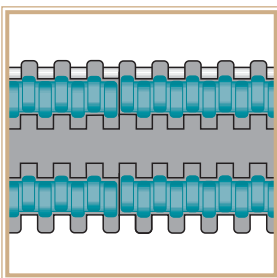
Weight: 11.30 Kg/m<sup>2</sup>

Width W mm	BELTS REF.	CODE
85	-	-
170	-	-
255	VGS 2250-0255	250052
340	VGS 2250-0340	250053
425	VGS 2250-0425	250054
510	VGS 2250-0510	250055
595	VGS 2250-0595	250056
680	VGS 2250-0680	250057
765	VGS 2250-0765	250058
850	VGS 2250-0850	250059

Width W mm	BELTS REF.	CODE
935	VGS 2250-0935	250060
1020	VGS 2250-1020	250061
1105	VGS 2250-1105	250062
1190	VGS 2250-1190	250063
1275	VGS 2250-1275	250064
1360	VGS 2250-1360	250065
1445	VGS 2250-1445	250066
1530	VGS 2250-1530	250067
1615	VGS 2250-1615	250068
1700	VGS 2250-1700	250069

Width W mm	BELTS REF.	CODE
1785	VGS 2250-1785	250070
1870	VGS 2250-1870	250071
1955	VGS 2250-1955	250072
2040	VGS 2250-2040	250073
2125	VGS 2250-2125	250074
2210	VGS 2250-2210	250075
2295	VGS 2250-2295	250076
2380	VGS 2250-2380	250077

## TYPE VGS2-2250



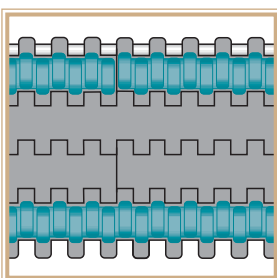
Weight: 10.30 Kg/m<sup>2</sup>

Width W mm	BELTS REF.	CODE
85	-	-
170	VGS2-2250-0170	250151
255	VGS2-2250-0255	250152
340	VGS2-2250-0340	250153
425	VGS2-2250-0425	250154
510	VGS2-2250-0510	250155
595	VGS2-2250-0595	250156
680	VGS2-2250-0680	250157
765	VGS2-2250-0765	250158
850	VGS2-2250-0850	250159

Width W mm	BELTS REF.	CODE
935	VGS2-2250-0935	250160
1020	VGS2-2250-1020	250161
1105	VGS2-2250-1105	250162
1190	VGS2-2250-1190	250163
1275	VGS2-2250-1275	250164
1360	VGS2-2250-1360	250165
1445	VGS2-2250-1445	250166
1530	VGS2-2250-1530	250167
1615	VGS2-2250-1615	250168
1700	VGS2-2250-1700	250169

Width W mm	BELTS REF.	CODE
1785	VGS2-2250-1785	250170
1870	VGS2-2250-1870	250171
1955	VGS2-2250-1955	250172
2040	VGS2-2250-2040	250173
2125	VGS2-2250-2125	250174
2210	VGS2-2250-2210	250175
2295	VGS2-2250-2295	250176
2380	VGS2-2250-2380	250177

## TYPE VGS3 -2250



Weight: 9.95 Kg/m<sup>2</sup>

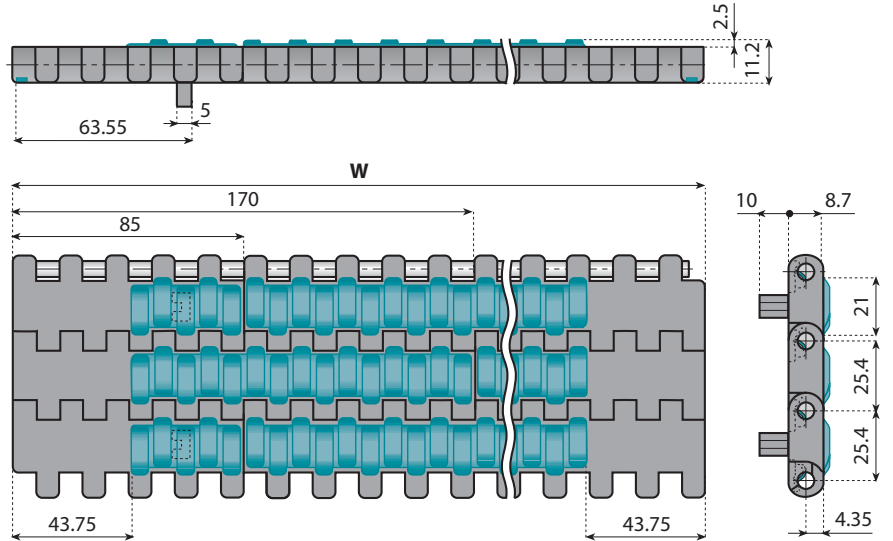

Width W mm	BELTS REF.	CODE
85	-	-
170	-	-
255	VGS3-2250-0255	250252
340	VGS3-2250-0340	250253
425	VGS3-2250-0425	250254
510	VGS3-2250-0510	250255
595	VGS3-2250-0595	250256
680	VGS3-2250-0680	250257
765	VGS3-2250-0765	250258
850	VGS3-2250-0850	250259

Width W mm	BELTS REF.	CODE
935	VGS3-2250-0935	250260
1020	VGS3-2250-1020	250261
1105	VGS3-2250-1105	250262
1190	VGS3-2250-1190	250263
1275	VGS3-2250-1275	250264
1360	VGS3-2250-1360	250265
1445	VGS3-2250-1445	250266
1530	VGS3-2250-1530	250267
1615	VGS3-2250-1615	250268
1700	VGS3-2250-1700	250269

Width W mm	BELTS REF.	CODE
1785	VGS3-2250-1785	250270
1870	VGS3-2250-1870	250271
1955	VGS3-2250-1955	250272
2040	VGS3-2250-2040	250273
2125	VGS3-2250-2125	250274
2210	VGS3-2250-2210	250275
2295	VGS3-2250-2295	250276
2380	VGS3-2250-2380	250277

Other widths available on request.

# VGS 2250 P1 HEAVY DUTY GRIP BELTS (Pitch 1" - 25.4 mm) with high friction surface (Side indent)



## Version with side indent and one positioner

**Belt material:** low friction acetal resin, dark grey colour  
**Rubber material:** thermoplastic rubber, waterblue colour  
**Backflex Radius:** 30 mm  
**Max load capacity:** 25.000 N/m  
**Standard length:** 60 pitches (5 ft 1.524 m)  
**Pin material:** PBT (white)

LFG	TPR
Low Friction Acetal Resin	Thermoplastic Rubber



Page 4 - 5

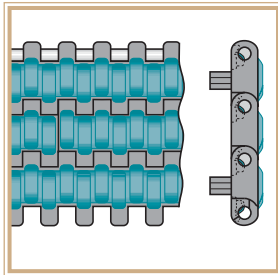


Pages 292 → 294



Pages 311 → 315

## TYPE VGS 2250 P1



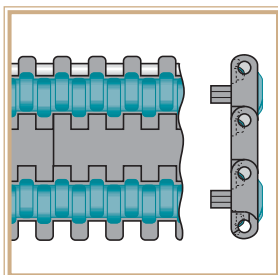
Width W mm	BELTS REF.	CODE
85	-	-
170	-	-
255	VGS 2250-0255 P1	250352
340	VGS 2250-0340 P1	250353
425	VGS 2250-0425 P1	250354
510	VGS 2250-0510 P1	250355
595	VGS 2250-0595 P1	250356
680	VGS 2250-0680 P1	250357
765	VGS 2250-0765 P1	250358
850	VGS 2250-0850 P1	250359

Width W mm	BELTS REF.	CODE
935	VGS 2250-0935 P1	250360
1020	VGS 2250-1020 P1	250361
1105	VGS 2250-1105 P1	250362
1190	VGS 2250-1190 P1	250363
1275	VGS 2250-1275 P1	250364
1360	VGS 2250-1360 P1	250365
1445	VGS 2250-1445 P1	250366
1530	VGS 2250-1530 P1	250367
1615	VGS 2250-1615 P1	250368
1700	VGS 2250-1700 P1	250369

Width W mm	BELTS REF.	CODE
1785	VGS 2250-1785 P1	250370
1870	VGS 2250-1870 P1	250371
1955	VGS 2250-1955 P1	250372
2040	VGS 2250-2040 P1	250373
2125	VGS 2250-2125 P1	250374
2210	VGS 2250-2210 P1	250375
2295	VGS 2250-2295 P1	250376
2380	VGS 2250-2380 P1	250377

Weight: 11.30 Kg/m<sup>2</sup>

## TYPE VGS2-2250 P1



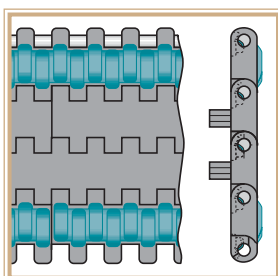
Width W mm	BELTS REF.	CODE
85	-	-
170	VGS2-2250-0170 P1	250451
255	VGS2-2250-0255 P1	250452
340	VGS2-2250-0340 P1	250453
425	VGS2-2250-0425 P1	250454
510	VGS2-2250-0510 P1	250455
595	VGS2-2250-0595 P1	250456
680	VGS2-2250-0680 P1	250457
765	VGS2-2250-0765 P1	250458
850	VGS2-2250-0850 P1	250459

Width W mm	BELTS REF.	CODE
935	VGS2-2250-0935 P1	250460
1020	VGS2-2250-1020 P1	250461
1105	VGS2-2250-1105 P1	250462
1190	VGS2-2250-1190 P1	250463
1275	VGS2-2250-1275 P1	250464
1360	VGS2-2250-1360 P1	250465
1445	VGS2-2250-1445 P1	250466
1530	VGS2-2250-1530 P1	250467
1615	VGS2-2250-1615 P1	250468
1700	VGS2-2250-1700 P1	250469

Width W mm	BELTS REF.	CODE
1785	VGS2-2250-1785 P1	250470
1870	VGS2-2250-1870 P1	250471
1955	VGS2-2250-1955 P1	250472
2040	VGS2-2250-2040 P1	250473
2125	VGS2-2250-2125 P1	250474
2210	VGS2-2250-2210 P1	250475
2295	VGS2-2250-2295 P1	250476
2380	VGS2-2250-2380 P1	250477

Weight: 10.30 Kg/m<sup>2</sup>

## TYPE VGS3-2250 P1



Width W mm	BELTS REF.	CODE
85	-	-
170	-	-
255	VGS3-2250-0255 P1	250552
340	VGS3-2250-0340 P1	250553
425	VGS3-2250-0425 P1	250554
510	VGS3-2250-0510 P1	250555
595	VGS3-2250-0595 P1	250556
680	VGS3-2250-0680 P1	250557
765	VGS3-2250-0765 P1	250558
850	VGS3-2250-0850 P1	250559

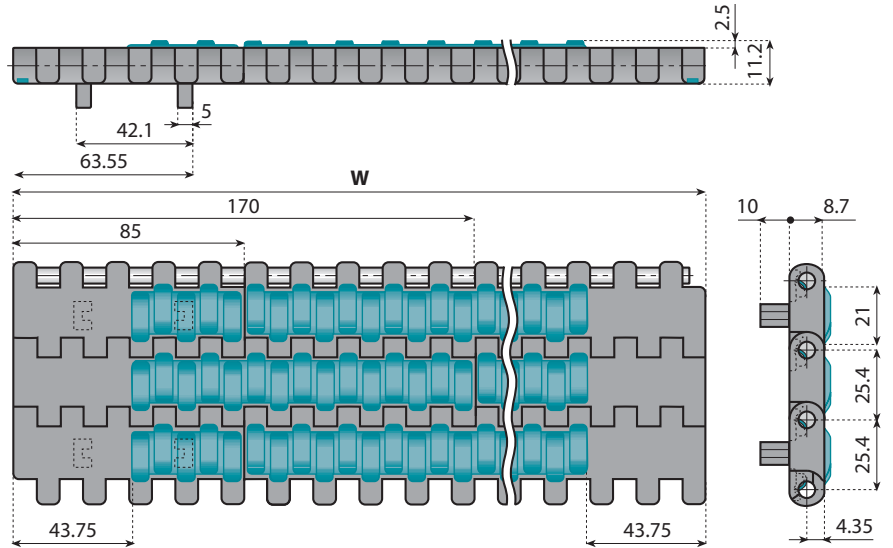

Width W mm	BELTS REF.	CODE
935	VGS3-2250-0935 P1	250560
1020	VGS3-2250-1020 P1	250561
1105	VGS3-2250-1105 P1	250562
1190	VGS3-2250-1190 P1	250563
1275	VGS3-2250-1275 P1	250564
1360	VGS3-2250-1360 P1	250565
1445	VGS3-2250-1445 P1	250566
1530	VGS3-2250-1530 P1	250567
1615	VGS3-2250-1615 P1	250568
1700	VGS3-2250-1700 P1	250569

Width W mm	BELTS REF.	CODE
1785	VGS3-2250-1785 P1	250570
1870	VGS3-2250-1870 P1	250571
1955	VGS3-2250-1955 P1	250572
2040	VGS3-2250-2040 P1	250573
2125	VGS3-2250-2125 P1	250574
2210	VGS3-2250-2210 P1	250576
2295	VGS3-2250-2295 P1	250577
2380	VGS3-2250-2380 P1	

Weight: 9.95 Kg/m<sup>2</sup>

Other widths available on request.

# VGS 2250 P2 HEAVY DUTY GRIP BELTS (Pitch 1" - 25.4 mm) with high friction surface (Side indent)



## Version with side indent and two positioners

**Belt material:** low friction acetal resin, dark grey colour

**Rubber material:** thermoplastic rubber, waterblue colour

**Backflex Radius:** 30 mm

**Max load capacity:** 25.000 N/m

**Standard length:** 60 pitches (5 ft 1.524 m)

**Pin material:** PBT (white)

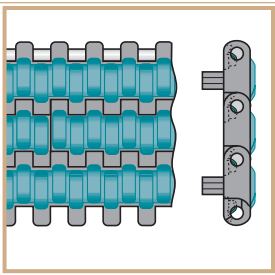
LFG	TPR
Low Friction Acetal Resin	Thermoplastic Rubber

**MATERIAL** Page 4 - 5

**Pages** 292 → 294

**Pages** 311 → 315

## TYPE VGS 2250 P2



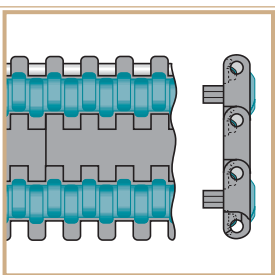
Width W mm	BELTS REF.	CODE
85	-	-
170	-	-
255	VGS 2250-0255 P2	250652
340	VGS 2250-0340 P2	250653
425	VGS 2250-0425 P2	250654
510	VGS 2250-0510 P2	250655
595	VGS 2250-0595 P2	250656
680	VGS 2250-0680 P2	250657
765	VGS 2250-0765 P2	250658
850	VGS 2250-0850 P2	250659

Width W mm	BELTS REF.	CODE
935	VGS 2250-0935 P2	250660
1020	VGS 2250-1020 P2	250661
1105	VGS 2250-1105 P2	250662
1190	VGS 2250-1190 P2	250663
1275	VGS 2250-1275 P2	250664
1360	VGS 2250-1360 P2	250665
1445	VGS 2250-1445 P2	250666
1530	VGS 2250-1530 P2	250667
1615	VGS 2250-1615 P2	250668
1700	VGS 2250-1700 P2	250669

Width W mm	BELTS REF.	CODE
1785	VGS 2250-1785 P2	250670
1870	VGS 2250-1870 P2	250671
1955	VGS 2250-1955 P2	250672
2040	VGS 2250-2040 P2	250673
2125	VGS 2250-2125 P2	250674
2210	VGS 2250-2210 P2	250675
2295	VGS 2250-2295 P2	250676
2380	VGS 2250-2380 P2	250677

**Weight:** 11.40 Kg/m<sup>2</sup>

## TYPE VGS2-2250 P2



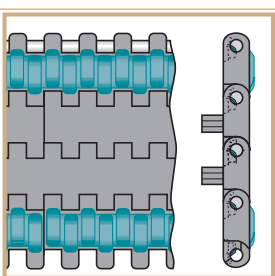
Width W mm	BELTS REF.	CODE
85	-	-
170	VGS2-2250-0170 P2	250751
255	VGS2-2250-0255 P2	250752
340	VGS2-2250-0340 P2	250753
425	VGS2-2250-0425 P2	250754
510	VGS2-2250-0510 P2	250755
595	VGS2-2250-0595 P2	250756
680	VGS2-2250-0680 P2	250757
765	VGS2-2250-0765 P2	250758
850	VGS2-2250-0850 P2	250759

Width W mm	BELTS REF.	CODE
935	VGS2-2250-0935 P2	250760
1020	VGS2-2250-1020 P2	250761
1105	VGS2-2250-1105 P2	250762
1190	VGS2-2250-1190 P2	250763
1275	VGS2-2250-1275 P2	250764
1360	VGS2-2250-1360 P2	250765
1445	VGS2-2250-1445 P2	250766
1530	VGS2-2250-1530 P2	250767
1615	VGS2-2250-1615 P2	250768
1700	VGS2-2250-1700 P2	250769

Width W mm	BELTS REF.	CODE
1785	VGS2-2250-1785 P2	250770
1870	VGS2-2250-1870 P2	250771
1955	VGS2-2250-1955 P2	250772
2040	VGS2-2250-2040 P2	250773
2125	VGS2-2250-2125 P2	250774
2210	VGS2-2250-2210 P2	250775
2295	VGS2-2250-2295 P2	250776
2380	VGS2-2250-2380 P2	250777

**Weight:** 10.40 Kg/m<sup>2</sup>

## TYPE VGS3-2250 P2



Width W mm	BELTS REF.	CODE
85	-	-
170	-	-
255	VGS3-2250-0255 P2	250852
340	VGS3-2250-0340 P2	250853
425	VGS3-2250-0425 P2	250854
510	VGS3-2250-0510 P2	250855
595	VGS3-2250-0595 P2	250856
680	VGS3-2250-0680 P2	250857
765	VGS3-2250-0765 P2	250858
850	VGS3-2250-0850 P2	250859

Width W mm	BELTS REF.	CODE
935	VGS3-2250-0935 P2	250860
1020	VGS3-2250-1020 P2	250861
1105	VGS3-2250-1105 P2	250862
1190	VGS3-2250-1190 P2	250863
1275	VGS3-2250-1275 P2	250864
1360	VGS3-2250-1360 P2	250865
1445	VGS3-2250-1445 P2	250866
1530	VGS3-2250-1530 P2	250867
1615	VGS3-2250-1615 P2	250868
1700	VGS3-2250-1700 P2	250869

Width W mm	BELTS REF.	CODE
1785	VGS3-2250-1785 P2	250870
1870	VGS3-2250-1870 P2	250871
1955	VGS3-2250-1955 P2	250872
2040	VGS3-2250-2040 P2	250873
2125	VGS3-2250-2125 P2	250874
2210	VGS3-2250-2210 P2	250875
2295	VGS3-2250-2295 P2	250876
2380	VGS3-2250-2380 P2	250877

**Weight:** 10.05 Kg/m<sup>2</sup>

Other widths available on request.



# CHAINBELT FOR TAB AND MAGNETIC SYSTEM

Series

[2250 M FT - 2250 M FG](#)  
[2260 M FT - 2250 TAB FT](#)

for TAB and magnetic system

Pages

144 → 145

## **BENEFITS:**

- **HIGH STRENGTH AND HEAVY DUTY FLIGHT DESIGN.**  
**THE CHAIN MATERIAL THICKNESS AND HINGE DESIGN ENSURE A HIGH WORKING LOAD CAPACITY.**
- **STANDARDISATION IN CONVEYOR DESIGN.**  
**THE CHAIN BELTS HAVE THE SAME THICKNESS AS THE 2250 SERIES BELTS.**
- **OPTIMUM PRODUCT STABILITY.**  
**THE TOP PLATE DESIGN AND 1" pitch ALLOWS FOR A MAXIMUM SUPPORT AREA AND SMOOTH PRODUCT TRANSFER.**

## **FOR MAGNETIC TYPES:**

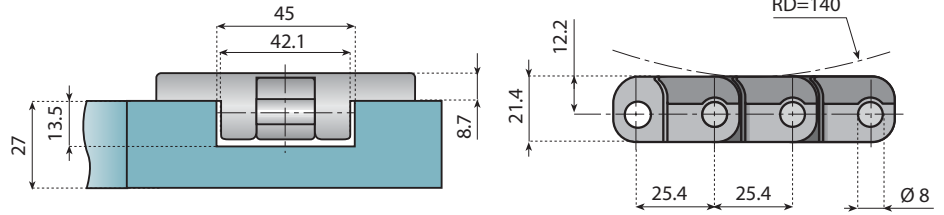
- **EASY INSTALLATION.**  
**NO TABS OR BEVEL.**  
**ALLOWS CHAIN TO BE INSTALLED AND REMOVED QUICKLY.**

## **FEATURES:**

**THIS SYSTEM OFFERS A UNIQUE SOLUTION FOR SIDE-FLEXING APPLICATIONS IN PLANTS WITH MODULAR CONVEYOR BELTS.**

## 2250 M FT

## SIDEFLEXING FLAT TOP CHAINBELT FOR MAGNETIC SYSTEM



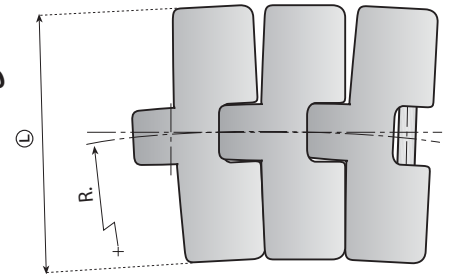
**"NOLU-S" CURVES**  
ARE STRONGLY RECOMMENDED  
WITH THESE CHAINS!

**RANGE  
EXTENSION  
2250 M K450**

On request and for adequate quantities  
these chains can be produced in:

XPG	LFG
Extra Performance (special material color Dark Brown/Grey)	Low Friction Acetal Resin (standard material color Dark Grey)

NGG
New Generation



### Applications:

The chainbelt magnetic system with closed top plates is best suited for conveying glass and PET containers (for example PET bottles with petaloid base).



Page 4 - 5



Pages 298 - 299



Pages 186 - 187

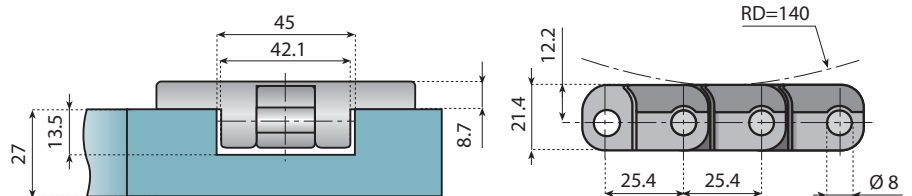



Pages 311 → 315

CHAIN - REF.	CODE	Material	Width L		R min.	Max load capacity N	Weight Kg/m
			mm	inches			
LFG 2250 M K330 FT	11320	<b>LFG</b> Dark Grey	83.8	3 <sup>19</sup> / <sub>64</sub>	500	2000	1.66
XPG 2250 M K330 FT	11320XPG	<b>XPG</b> Dark Brown/Grey					
LFG 2250 M K450 FT	11327	<b>LFG</b> Dark Grey	114.3	4 <sup>1</sup> / <sub>2</sub>	500	2000	1.95
XPG 2250 M K450 FT	11327XPG	<b>XPG</b> Dark Brown/Grey					

## 2250 M FG

## SIDEFLEXING FLUSH GRID CHAINBELT FOR MAGNETIC SYSTEM

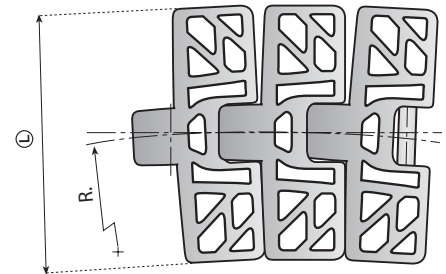


**"NOLU-S" CURVES**  
ARE STRONGLY RECOMMENDED  
WITH THESE CHAINS!

On request and for adequate quantities  
these chains can be produced in:

XPG	LFG
Extra Performance (special material color Dark Brown/Grey)	Low Friction Acetal Resin (standard material color Dark Grey)

NGG
New Generation



### Applications:

Flush Grid chainbelt for magnetic system with 20% open area is ideal for can conveying applications.



Page 4 - 5



Pages 298 - 299



Pages 186 - 187



Pages 311 → 315

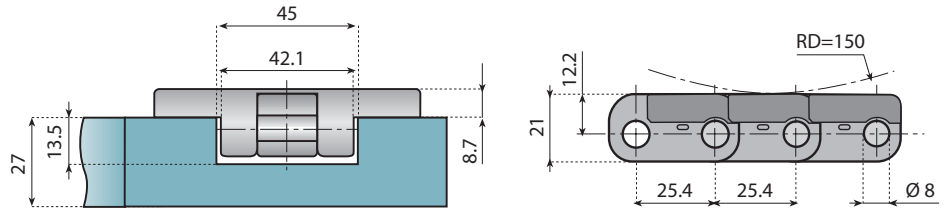
CHAIN - REF.	CODE	Material	Width L		R min.	Max load capacity N	Weight Kg/m
			mm	inches			
LFG 2250 M K330 FG	11321	<b>LFG</b> Dark /Grey	83.8	3 <sup>19</sup> / <sub>64</sub>	500	1900	1.65
XPG 2250 M K330 FG	11321XPG	<b>XPG</b> Dark Brown/Grey					

Standard length: 120 pitches (10 ft - 3.048 m)

Pin material: Ferritic Stainless Steel

# SIDEFLEXING FLAT TOP CHAINBELT FOR MAGNETIC SYSTEM

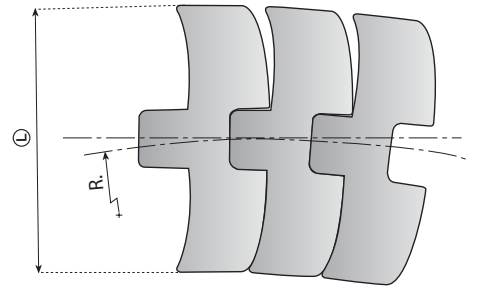
2260 M FT



**"NOLU-S" CURVES**  
ARE STRONGLY RECOMMENDED  
WITH THESE CHAINS!

On request and for adequate quantities these chains can be produced in:

<b>XPG</b> Extra Performance (special material color Dark Brown/Grey)	<b>LFG</b> Low Friction Acetal Resin (standard material color Dark Grey)	<b>NGG</b> New Generation
--	---	------------------------------



### Applications:

The chainbelt magnetic system with closed top plates is best suited for conveying glass and PET containers (for example PET bottles with petaloid base).



Page 4 - 5



Pages 298 - 299



Pages 186 - 187



Pages 311 → 315

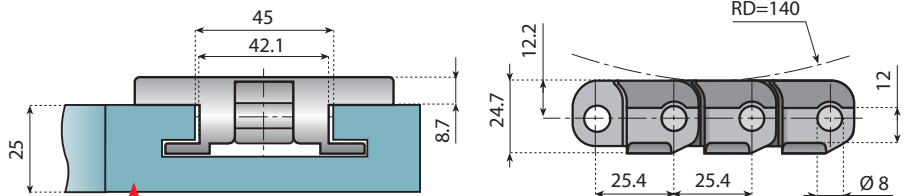
CHAIN - REF.	CODE	Material	Width L		R min.	Max load capacity N	Weight Kg/m
			mm	inches			
LFG 2260 M K330 FT	11329	LFG Dark Grey	83.8	3 <sup>19</sup> / <sub>64</sub>	500	2000	1.66
XPG 2260 M K330 FT	11329XPG	XPG Dark Brown/Grey					

# SIDEFLEXING FLAT TOP CHAINBELT FOR TAB SYSTEM

2250 TAB FT



**"NOLU-S" CURVES**  
ARE STRONGLY RECOMMENDED  
WITH THESE CHAINS!



STANDARD TRACKS FOR TAB SYSTEM

On request and for adequate quantities these chains can be produced in:

<b>XPG</b> Extra Performance (special material color Dark Brown/Grey)	<b>LFG</b> Low Friction Acetal Resin (standard material color Dark Grey)	<b>NGG</b> New Generation
--	---	------------------------------

### Applications:

The chainbelt magnetic system with closed top plates is best suited for conveying glass and PET containers (for example PET bottles with petaloid base).

**Pin material:** Austenic Steel



Pages 4 - 5



Pages 298 - 299



Pages 232 + 237



Pages 311 → 315



Pages 241 + 243

CHAIN - REF.	CODE	Material	Width L		R min.	Max load capacity N	Weight Kg/m
			mm	inches			
LFG 2250 TAB K330 FT	11323	LFG Dark Grey	83.8	3 <sup>19</sup> / <sub>64</sub>	500	2000	1.75
XPG 2250 TAB K330 FT	11323XPG	XPG Dark Brown/Grey					
LFG 2250 TAB K450 FT	11324	LFG Dark Grey	114.3	4 <sup>1</sup> / <sub>2</sub>	500	2000	2.04
XPG 2250 TAB K450 FT	11324XPG	XPG Dark Brown/Grey					

**Standard length:** 120 pitches (10 ft - 3.048 m)

**Pin material:** Ferritic Stainless Steel



# PLASTIC MODULAR CONVEYOR BELT

*Series*

[2251 FT](#)

*Pages*

150 → 158

[2252 FT](#)

159 → 160

[2252 PT](#)

161



All our straight running belts of the 2251 and 2252 series have a pitch of 25,4 mm (1 inch) and a height of 12,7 mm (1/2 inch).

## **BENEFITS AND FEATURES**

- **EASY INSTALLATION AND MAINTENANCE**
- **HIGH MECHANICAL STRENGTH AND WEAR RESISTANCE**
- **NO GAPS BETWEEN PARALLEL CHAINS**
- **EXCELLENT PRODUCT HANDLING**
- **INSTALLATION ON STANDARD CONVEYORS WITH 85 MM PITCH BETWEEN TRACKS**
- **HIGH PERFORMANCE**

## PROGRAM Flat Top

- The solid surface makes flat top belts suitable for glass bottles and PET bottles with petaloid base.



### Flat top belt is available in:


- Standard version **FT**
- Version with one positioner **FTP1**
- Version with one positioner on both sides **FTP2B**
- Version with two positioners **FTP2**
- Version with two positioners on both sides **FTP2BD**
- Version with two positioners and integrated active transfer plate **FTTP2**

## Perforated Top

The open area of the Perforated Top belts allows for water drainage or air passing through. This makes the belt suitable for use in warmers and coolers and in applications where products need to dry.

Perforated Top belt is available in:



- Standard version, imperial sizes, 2252 PT



## HEAVY DUTY GRIP BELT with high friction surface

### BENEFITS AND FEATURES

- Optimum product stability
- Long wearlife
- Declines and inclines up to 20°



### HEAVY DUTY GRIP BELT is available in:

- Standard version without positioner **VG**
- Version with one positioner **VG-P1**
- Version with two positioners **VG-P2**
- Version side indent without positioner **VGS**
- Version side indent with one positioner **VGS-P1**
- Version side indent with two positioners **VGS-P2**


## HEAVY DUTY LBP BELT with low noise accumulation rollers

### BENEFITS AND FEATURES

- Optimum product stability
- Long wearlife
- Low noise rollers

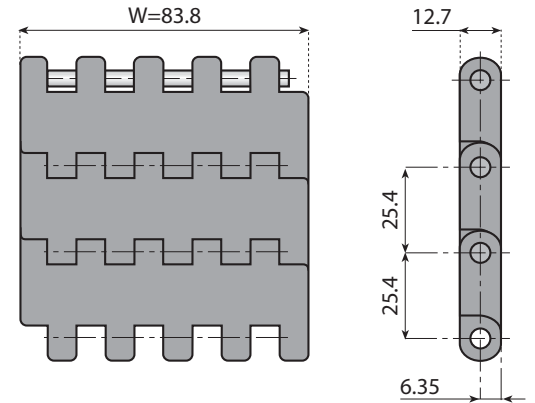

### HEAVY DUTY LBP BELT is available in:

- Standard version without positioner **LBP**
- Version with one positioner **LBP-P1**
- Version with two positioners **LBP-P2**



## 2251 K330

## FLAT TOP BELTS ONE TRACK



### Version standard

Pin material: PBT (white)

*On request and for adequate quantities these chains can be produced in:*

XPG	LFG	AS	PP	NGG
Extra Performance (special material color Dark Brown/Grey)	Low Friction Acetal Resin (standard material color Dark Grey)	Anti-static Acetal Resin	Polypropylene	New Generation



Page  
4-5



Pages  
295 → 297

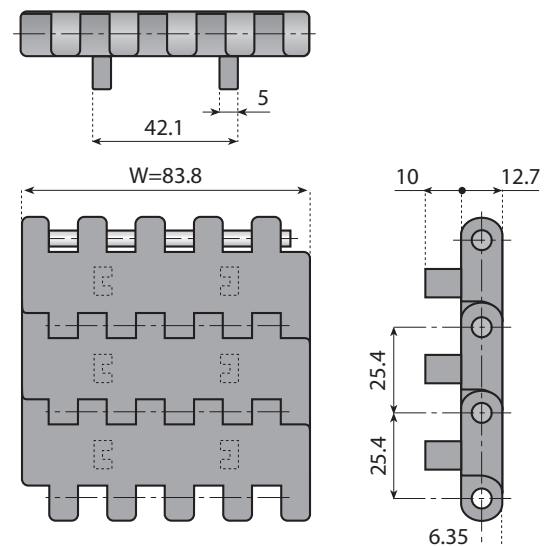



Pages  
311 → 315

BELTS - REF.	CODE	Material	Width W		Pitch P		Backflex Radius mm	Max load capacity N/m	Weight Kg/m <sup>2</sup>
			mm	inches	mm	inches			
LFG 2251 K330 FT	<b>25020</b>	<b>LFG</b> Dark Grey	83.8	3.30	25.4	1.00	25	38000	14.00
XPG 2251 K330 FT	<b>25020XPG</b>	<b>XPG</b> Dark Brown/Grey							

## 2251 K330 FTP2

## FLAT TOP BELTS ONE TRACK



### Version with two positioners

Pin material: PBT (white)

*On request and for adequate quantities these chains can be produced in:*

XPG	LFG	AS	PP	NGG
Extra Performance (special material color Dark Brown/Grey)	Low Friction Acetal Resin (standard material color Dark Grey)	Anti-static Acetal Resin	Polypropylene	New Generation



Page  
4-5



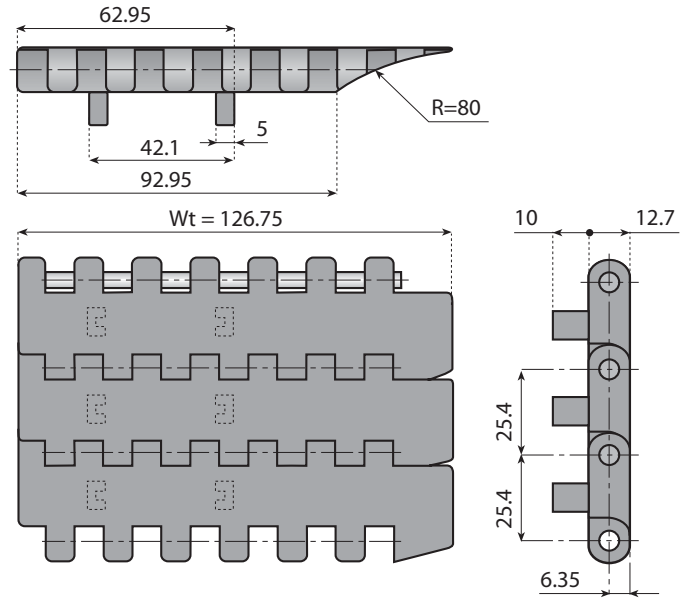

Pages  
295 → 297



Pages  
311 → 315

BELTS - REF.	CODE	Material	Width W		Pitch P		Backflex Radius mm	Max load capacity N/m	Weight Kg/m <sup>2</sup>
			mm	inches	mm	inches			
LFG 2251 K330 FTP2	<b>25021</b>	<b>LFG</b> Dark Grey	83.8	3.30	25.4	1.00	25	38000	14.10
XPG 2251 K 330 FTP2	<b>25021XPG</b>	<b>XPG</b> Dark Brown/Grey							

Standard length: 120 pitches (10 ft - 3.048 m)



**Version with two positioners and integrated active transfer wing**  
**Pin material: PBT (white)**

*On request and for adequate quantities these chains can be produced in:*

<b>XPG</b>	<b>LFG</b>
Extra Performance (special material color Dark Brown/Grey)	Low Friction Acetal Resin (standard material color Dark Grey)

<b>AS</b>	<b>PP</b>	<b>NGG</b>
Anti-static Acetal Resin	Polypropylene	New Generation



Page  
4-5



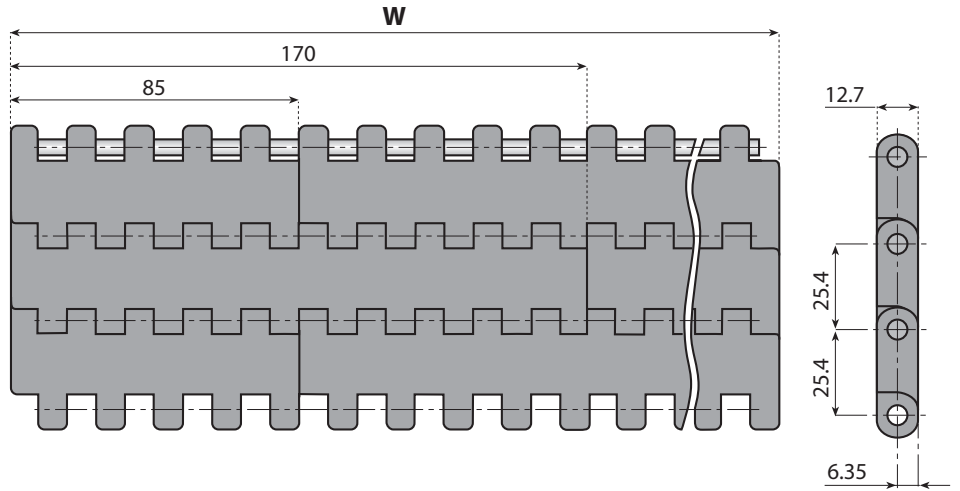

Pages  
295 → 297



Pages  
311 → 315

BELTS - REF.	CODE	Material	Width W		Pitch P		Backflex Radius mm	Max load capacity N/m	Weight Kg/m <sup>2</sup>
			mm	inches	mm	inches			
LFG 2251 K330 FTTP2	<b>25022</b>	<b>LFG</b> Dark Grey	83.8	3.30	25.4	1.00	30	38000	14.20
XPG 2251 K330 FTTP2	<b>25022XPG</b>	<b>XPG</b> Dark Brown/Grey							

**Standard length:** 120 pitches (10 ft - 3.048 m)



**Version standard**

**Backflex Radius:** 25 mm

**Max load capacity:** 38.000 N/m

**Weight:** 14.0 Kg/m<sup>2</sup>

**Standard length:** 120 pitches  
(10 ft 3.048 m)

**Pin material:** PBT (white)



Page 4-5



Pages 295 → 297



Pages 311 → 315

● ●  
**FOR BELTS AVAILABLE IN "XPG"**  
**MATERIAL JUST ADD "XPG"**  
**TO PART NUMBER**  
**(example "code 251004-XPG")**

XPG	LFG
Extra Performance (special material color Dark Brown/Grey)	Low Friction Acetal Resin (standard material color Dark Grey)

*On request and for adequate quantities  
 these chains can be produced in:*

AS	PP	NGG
Anti-static Acetal Resin	Polypropylene	New Generation

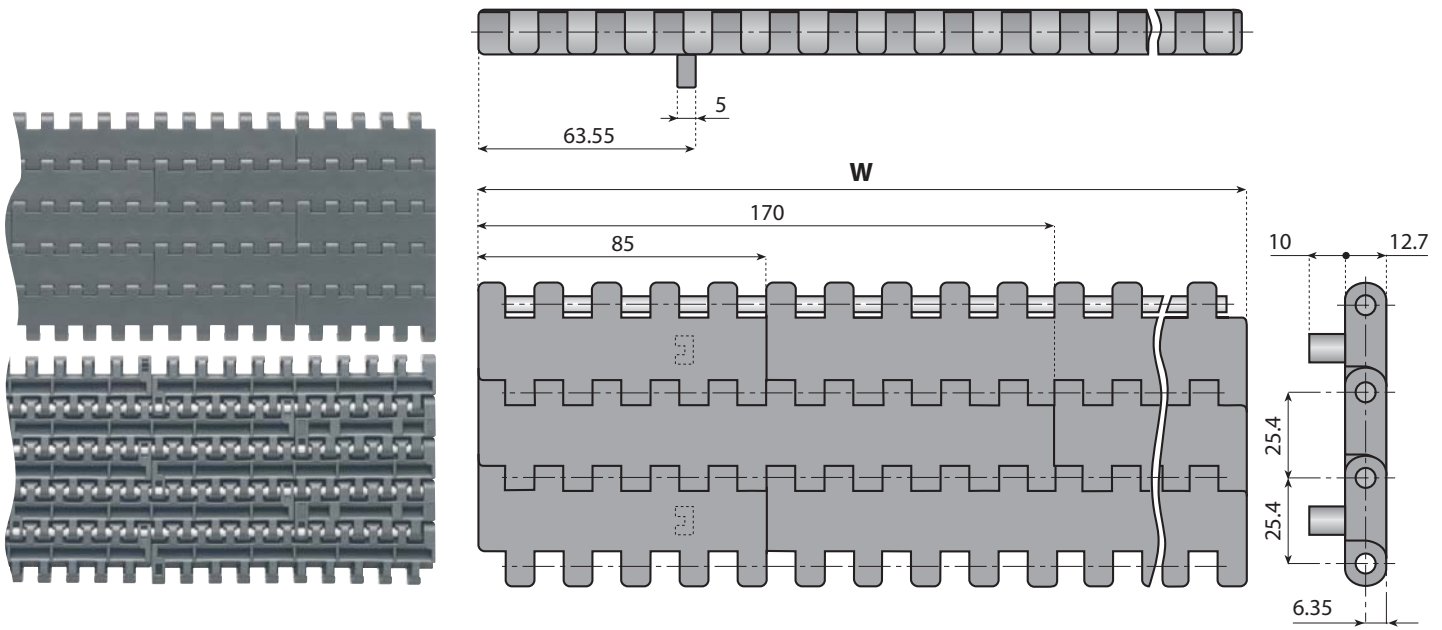
Width W mm	BELTS REF.	CODE
85	2251-0085 FT	251000
170	2251-0170 FT	251001
255	2251-0255 FT	251002
340	2251-0340 FT	251003
425	2251-0425 FT	251004
510	2251-0510 FT	251005
595	2251-0595 FT	251006
680	2251-0680 FT	251007
765	2251-0765 FT	251008
850	2251-0850 FT	251009

Width W mm	BELTS REF.	CODE
935	2251-0935 FT	251010
1020	2251-1020 FT	251011
1105	2251-1105 FT	251012
1190	2251-1190 FT	251013
1275	2251-1275 FT	251014
1360	2251-1360 FT	251015
1445	2251-1445 FT	251016
1530	2251-1530 FT	251017
1615	2251-1615 FT	251018
1700	2251-1700 FT	251019

Width W mm	BELTS REF.	CODE
1785	2251-1785 FT	251020
1870	2251-1870 FT	251021
1955	2251-1955 FT	251022
2040	2251-2040 FT	251023
2125	2251-2125 FT	251024
2210	2251-2210 FT	251025
2295	2251-2295 FT	251026
2380	2251-2380 FT	251027
2465	2251-2465 FT	251028
2550	2251-2550 FT	251029

Width W mm	BELTS REF.	CODE
2635	2251-2635 FT	251030
2720	2251-2720 FT	251031
2805	2251-2805 FT	251032
2890	2251-2890 FT	251033
2975	2251-2975 FT	251034
3060	2251-3060 FT	251035
3145	2251-3145 FT	251036
3230	2251-3230 FT	251037
3315	2251-3315 FT	251038
3400	2251-3400 FT	251039

Other widths available on request.



**Version with one positioner**  
**Backflex Radius:** 25 mm  
**Max load capacity:** 38.000 N/m  
**Weight:** 14.10 Kg/m<sup>2</sup>  
**Standard length:** 120 pitches  
 (10 ft 3.048 m)  
**Pin material:** PBT (white)



Page 4-5



Pages 295 → 297



Pages 311 → 315

● ●  
**FOR BELTS AVAILABLE IN "XPG"**  
**MATERIAL JUST ADD "XPG"**  
**TO PART NUMBER**  
 (example "code 251100-XPG")

XPG	LFG
<b>Extra Performance</b> (special material color Dark Brown/Grey)	<b>Low Friction Acetal Resin</b> (standard material color Dark Grey)

*On request and for adequate quantities  
 these chains can be produced in:*

AS	PP	NGG
Anti-static Acetal Resin	Polypropylene	New Generation

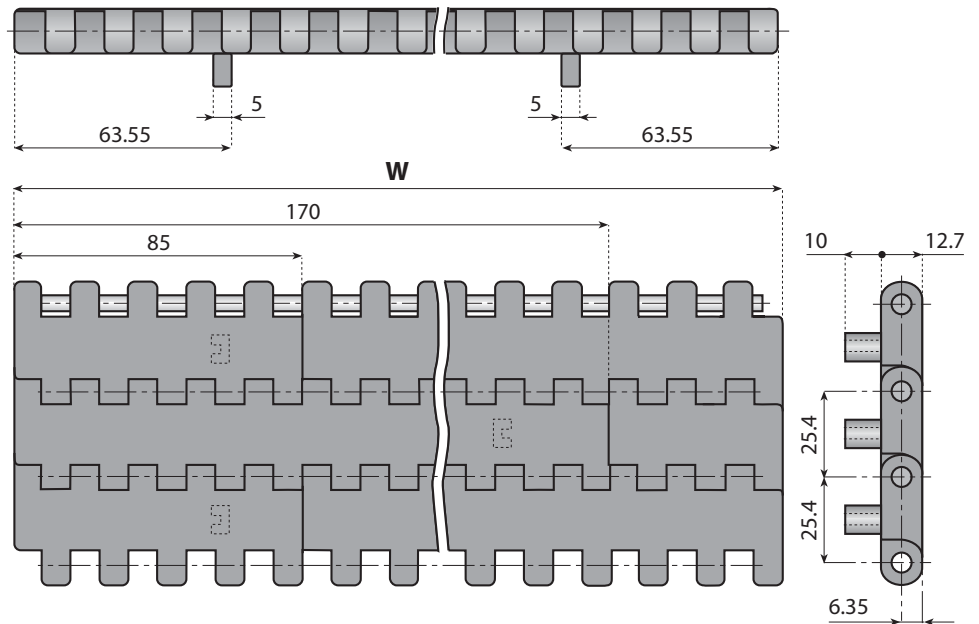

Width W mm	BELTS REF.	CODE
85	2251-0085 FTP1	<b>251100</b>
170	2251-0170 FTP1	<b>251101</b>
255	2251-0255 FTP1	<b>251102</b>
340	2251-0340 FTP1	<b>251103</b>
425	2251-0425 FTP1	<b>251104</b>
510	2251-0510 FTP1	<b>251105</b>
595	2251-0595 FTP1	<b>251106</b>
680	2251-0680 FTP1	<b>251107</b>
765	2251-0765 FTP1	<b>251108</b>
850	2251-0850 FTP1	<b>251109</b>

Width W mm	BELTS REF.	CODE
935	2251-0935 FTP1	<b>251110</b>
1020	2251-1020 FTP1	<b>251111</b>
1105	2251-1105 FTP1	<b>251112</b>
1190	2251-1190 FTP1	<b>251113</b>
1275	2251-1275 FTP1	<b>251114</b>
1360	2251-1360 FTP1	<b>251115</b>
1445	2251-1445 FTP1	<b>251116</b>
1530	2251-1530 FTP1	<b>251117</b>
1615	2251-1615 FTP1	<b>251118</b>
1700	2251-1700 FTP1	<b>251119</b>

Width W mm	BELTS REF.	CODE
1785	2251-1785 FTP1	<b>251020</b>
1870	2251-1870 FTP1	<b>251021</b>
1955	2251-1955 FTP1	<b>251022</b>
2040	2251-2040 FTP1	<b>251023</b>
2125	2251-2125 FTP1	<b>251024</b>
2210	2251-2210 FTP1	<b>251025</b>
2295	2251-2295 FTP1	<b>251026</b>
2380	2251-2380 FTP1	<b>251027</b>
2465	2251-2465 FTP1	<b>251028</b>
2550	2251-2550 FTP1	<b>251029</b>

Width W mm	BELTS REF.	CODE
2635	2251-2635 FTP1	<b>251130</b>
2720	2251-2720 FTP1	<b>251131</b>
2805	2251-2805 FTP1	<b>251132</b>
2890	2251-2890 FTP1	<b>251133</b>
2975	2251-2975 FTP1	<b>251134</b>
3060	2251-3060 FTP1	<b>251135</b>
3145	2251-3145 FTP1	<b>251136</b>
3230	2251-3230 FTP1	<b>251137</b>
3315	2251-3315 FTP1	<b>251138</b>
3400	2251-3400 FTP1	<b>251139</b>

Other widths available on request.



**Version with one positioner on both sides**

**Backflex Radius:** 25 mm  
**Max load capacity:** 38.000 N/m  
**Weight:** 14.10 Kg/m<sup>2</sup>  
**Standard length:** 120 pitches  
 (10 ft 3.048 m)  
**Pin material:** PBT (white)



Page 4-5



Pages 295 → 297



Pages 311 → 315

● ●  
**FOR BELTS AVAILABLE IN "XPG"**  
**MATERIAL JUST ADD "XPG"**  
**TO PART NUMBER**  
 (example "code 253201-XPG")

XPG	LFG
Extra Performance (special material color Dark Brown/Grey)	Low Friction Acetal Resin (standard material color Dark Grey)

*On request and for adequate quantities  
 these chains can be produced in:*

AS	PP	NGG
Anti-static Acetal Resin	Polypropylene	New Generation

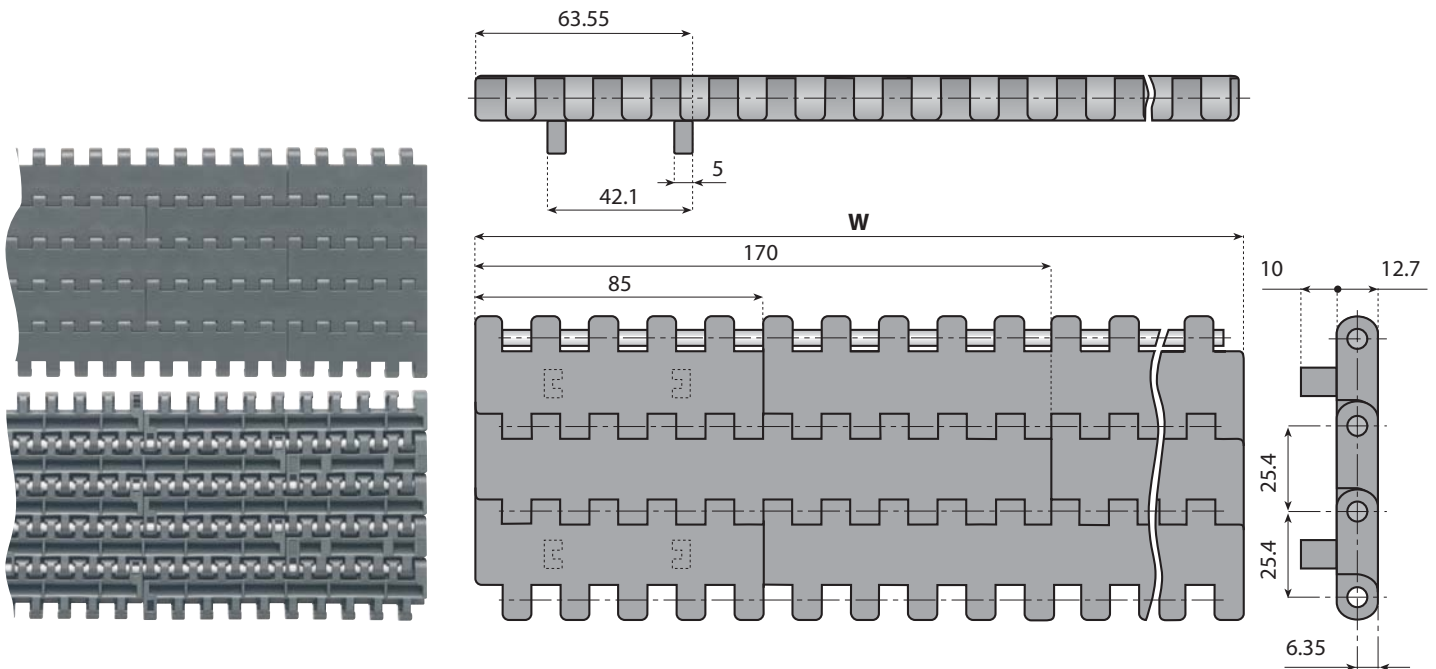
Width W mm	BELTS REF.	CODE
85	-	-
170	2251-0170 FTP2B	<b>253201</b>
255	2251-0255 FTP2B	<b>253202</b>
340	2251-0340 FTP2B	<b>253203</b>
425	2251-0425 FTP2B	<b>253204</b>
510	2251-0510 FTP2B	<b>253205</b>
595	2251-0595 FTP2B	<b>253206</b>
680	2251-0680 FTP2B	<b>253207</b>
765	2251-0765 FTP2B	<b>253208</b>
850	2251-0850 FTP2B	<b>253209</b>

Width W mm	BELTS REF.	CODE
935	2251-0935 FTP2B	<b>253210</b>
1020	2251-1020 FTP2B	<b>253211</b>
1105	2251-1105 FTP2B	<b>253212</b>
1190	2251-1190 FTP2B	<b>253213</b>
1275	2251-1275 FTP2B	<b>253214</b>
1360	2251-1360 FTP2B	<b>253215</b>
1445	2251-1445 FTP2B	<b>253216</b>
1530	2251-1530 FTP2B	<b>253217</b>
1615	2251-1615 FTP2B	<b>253218</b>
1700	2251-1700 FTP2B	<b>253219</b>

Width W mm	BELTS REF.	CODE
1785	2251-1785 FTP2B	<b>253220</b>
1870	2251-1870 FTP2B	<b>253221</b>
1955	2251-1955 FTP2B	<b>253222</b>
2040	2251-2040 FTP2B	<b>253223</b>
2125	2251-2125 FTP2B	<b>253224</b>
2210	2251-2210 FTP2B	<b>253225</b>
2295	2251-2295 FTP2B	<b>253226</b>
2380	2251-2380 FTP2B	<b>253227</b>
2465	2251-2465 FTP2B	<b>253228</b>
2550	2251-2550 FTP2B	<b>253229</b>

Width W mm	BELTS REF.	CODE
2635	2251-2635 FTP2B	<b>253230</b>
2720	2251-2720 FTP2B	<b>253231</b>
2805	2251-2805 FTP2B	<b>253232</b>
2890	2251-2890 FTP2B	<b>253233</b>
2975	2251-2975 FTP2B	<b>253234</b>
3060	2251-3060 FTP2B	<b>253235</b>
3145	2251-3145 FTP2B	<b>253236</b>
3230	2251-3230 FTP2B	<b>253237</b>
3315	2251-3315 FTP2B	<b>253238</b>
3400	2251-3400 FTP2B	<b>253239</b>

Other widths available on request.



**Version with two positioners**  
**Backflex Radius:** 25 mm  
**Max load capacity:** 38.000 N/m  
**Weight:** 14.10 Kg/m<sup>2</sup>  
**Standard length:** 120 pitches  
 (10 ft 3.048 m)  
**Pin material:** PBT (white)



Page  
4-5



Pages  
295 → 297



Pages  
311 → 315

● ●  
**FOR BELTS AVAILABLE IN "XPG"**  
**MATERIAL JUST ADD "XPG"**  
**TO PART NUMBER**  
 (example "code 251200-XPG")

XPG	LFG
<b>Extra Performance</b> (special material color Dark Brown/Grey)	<b>Low Friction Acetal Resin</b> (standard material color Dark Grey)

*On request and for adequate quantities  
 these chains can be produced in:*

AS	PP	NGG
Anti-static Acetal Resin	Polypropylene	New Generation

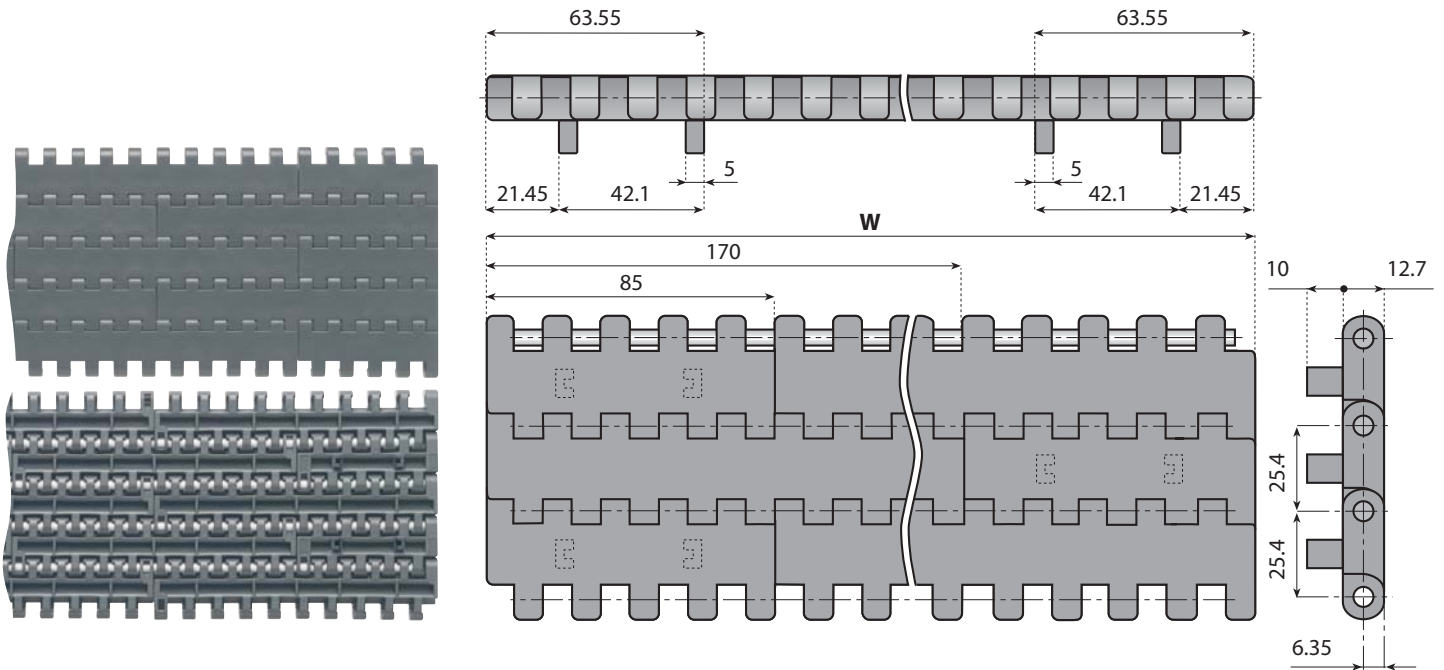
Width W mm	BELTS REF.	CODE
85	2251-0085 FTP2	<b>251200</b>
170	2251-0170 FTP2	<b>251201</b>
255	2251-0255 FTP2	<b>251202</b>
340	2251-0340 FTP2	<b>251203</b>
425	2251-0425 FTP2	<b>251204</b>
510	2251-0510 FTP2	<b>251205</b>
595	2251-0595 FTP2	<b>251206</b>
680	2251-0680 FTP2	<b>251207</b>
765	2251-0765 FTP2	<b>251208</b>
850	2251-0850 FTP2	<b>251209</b>

Width W mm	BELTS REF.	CODE
935	2251-0935 FTP2	<b>251210</b>
1020	2251-1020 FTP2	<b>251211</b>
1105	2251-1105 FTP2	<b>251212</b>
1190	2251-1190 FTP2	<b>251213</b>
1275	2251-1275 FTP2	<b>251214</b>
1360	2251-1360 FTP2	<b>251215</b>
1445	2251-1445 FTP2	<b>251216</b>
1530	2251-1530 FTP2	<b>251217</b>
1615	2251-1615 FTP2	<b>251218</b>
1700	2251-1700 FTP2	<b>251219</b>

Width W mm	BELTS REF.	CODE
1785	2251-1785 FTP2	<b>251220</b>
1870	2251-1870 FTP2	<b>251221</b>
1955	2251-1955 FTP2	<b>251222</b>
2040	2251-2040 FTP2	<b>251223</b>
2125	2251-2125 FTP2	<b>251224</b>
2210	2251-2210 FTP2	<b>251225</b>
2295	2251-2295 FTP2	<b>251226</b>
2380	2251-2380 FTP2	<b>251227</b>
2465	2251-2465 FTP2	<b>251228</b>
2550	2251-2550 FTP2	<b>251229</b>

Width W mm	BELTS REF.	CODE
2635	2251-2635 FTP2	<b>251230</b>
2720	2251-2720 FTP2	<b>251231</b>
2805	2251-2805 FTP2	<b>251232</b>
2890	2251-2890 FTP2	<b>251233</b>
2975	2251-2975 FTP2	<b>251234</b>
3060	2251-3060 FTP2	<b>251235</b>
3145	2251-3145 FTP2	<b>251236</b>
3230	2251-3230 FTP2	<b>251237</b>
3315	2251-3315 FTP2	<b>251238</b>
3400	2251-3400 FTP2	<b>251239</b>

Other widths available on request



**Version with two positioners on both sides**

**Backflex Radius:** 25 mm  
**Max load capacity:** 38.000 N/m  
**Weight:** 14.20 Kg/m<sup>2</sup>  
**Standard length:** 120 pitches  
 (10 ft 3.048 m)  
**Pin material:** PBT (white)



Page 4-5



Pages 295 → 297



Pages 311 → 315

● ●  
**FOR BELTS AVAILABLE IN "XPG"**  
**MATERIAL JUST ADD "XPG"**  
**TO PART NUMBER**  
 (example "code 253301-XPG")

XPG	LFG
Extra Performance (special material color Dark Brown/Grey)	Low Friction Acetal Resin (standard material color Dark Grey)

*On request and for adequate quantities  
 these chains can be produced in:*

AS	PP	NGG
Anti-static Acetal Resin	Polypropylene	New Generation

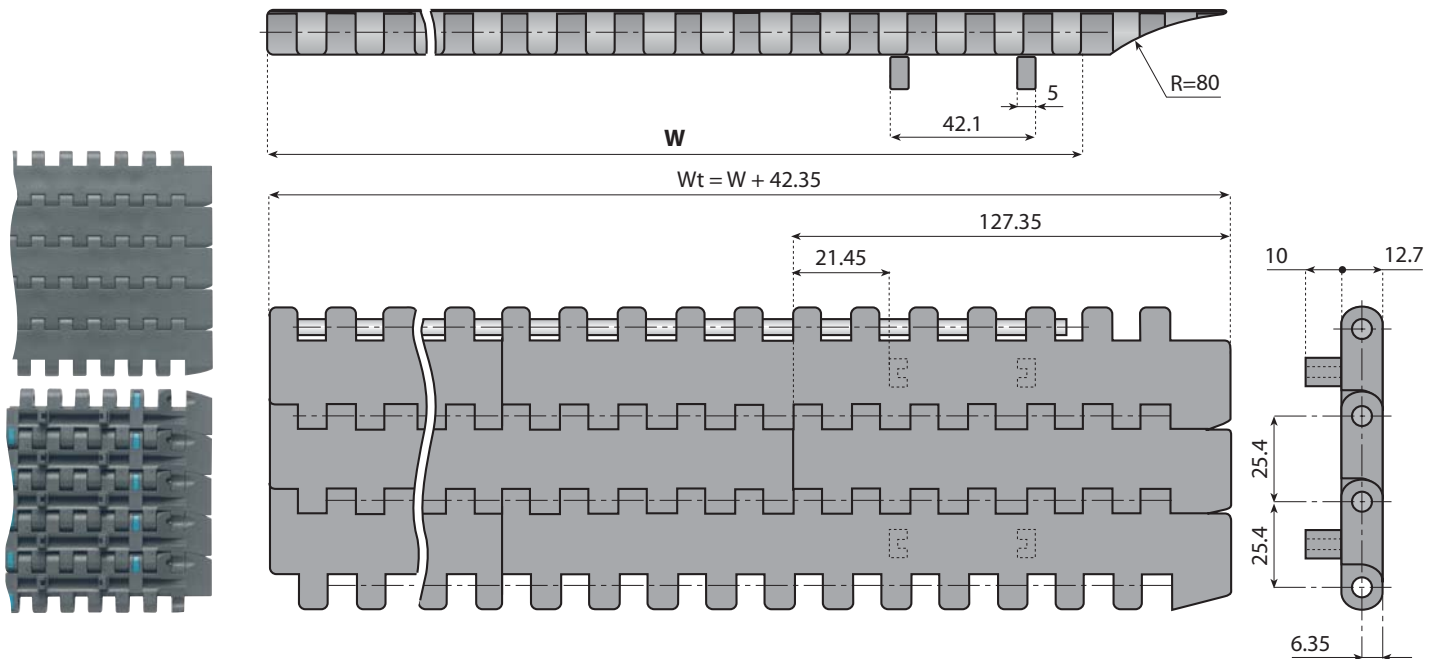
Width W mm	BELTS REF.	CODE
85	-	-
170	2251-0170 FTP2BD	253301
255	2251-0255 FTP2BD	253302
340	2251-0340 FTP2BD	253303
425	2251-0425 FTP2BD	253304
510	2251-0510 FTP2BD	253305
595	2251-0595 FTP2BD	253306
680	2251-0680 FTP2BD	253307
765	2251-0765 FTP2BD	253308
850	2251-0850 FTP2BD	253309

Width W mm	BELTS REF.	CODE
935	2251-0935 FTP2BD	253310
1020	2251-1020 FTP2BD	253311
1105	2251-1105 FTP2BD	253312
1190	2251-1190 FTP2BD	253313
1275	2251-1275 FTP2BD	253314
1360	2251-1360 FTP2BD	253315
1445	2251-1445 FTP2BD	253316
1530	2251-1530 FTP2BD	253317
1615	2251-1615 FTP2BD	253318
1700	2251-1700 FTP2BD	253319

Width W mm	BELTS REF.	CODE
1785	2251-1785 FTP2BD	253320
1870	2251-1870 FTP2BD	253321
1955	2251-1955 FTP2BD	253322
2040	2251-2040 FTP2BD	253323
2125	2251-2125 FTP2BD	253324
2210	2251-2210 FTP2BD	253325
2295	2251-2295 FTP2BD	253326
2380	2251-2380 FTP2BD	253327
2465	2251-2465 FTP2BD	253328
2550	2251-2550 FTP2BD	253329

Width W mm	BELTS REF.	CODE
2635	2251-2635 FTP2BD	253330
2720	2251-2720 FTP2BD	253331
2805	2251-2805 FTP2BD	253332
2890	2251-2890 FTP2BD	253333
2975	2251-2975 FTP2BD	253334
3060	2251-3060 FTP2BD	253335
3145	2251-3145 FTP2BD	253336
3230	2251-3230 FTP2BD	253337
3315	2251-3315 FTP2BD	253338
3400	2251-3400 FTP2BD	253339

Other widths available on request



**Version with two positioners and integrated active transfer wing**

**Backflex Radius:** 30 mm

**Max load capacity:** 38.000 N/m

**Weight:** 14.40 Kg/m<sup>2</sup>

**Standard length:** 120 pitches

(10 ft 3.048 m)

**Pin material:** PBT (white)



Page [4-5](#)



Pages [295 → 297](#)



Pages [311 → 315](#)

● ●  
**FOR BELTS AVAILABLE IN "XPG"**  
**MATERIAL JUST ADD "XPG"**  
**TO PART NUMBER**  
**(example "code 251300-XPG")**

XPG	LFG
Extra Performance (special material color Dark Brown/Grey)	Low Friction Acetal Resin (standard material color Dark Grey)

*On request and for adequate quantities  
 these chains can be produced in:*

AS	PP	NGG
Anti-static Acetal Resin	Polypropylene	New Generation

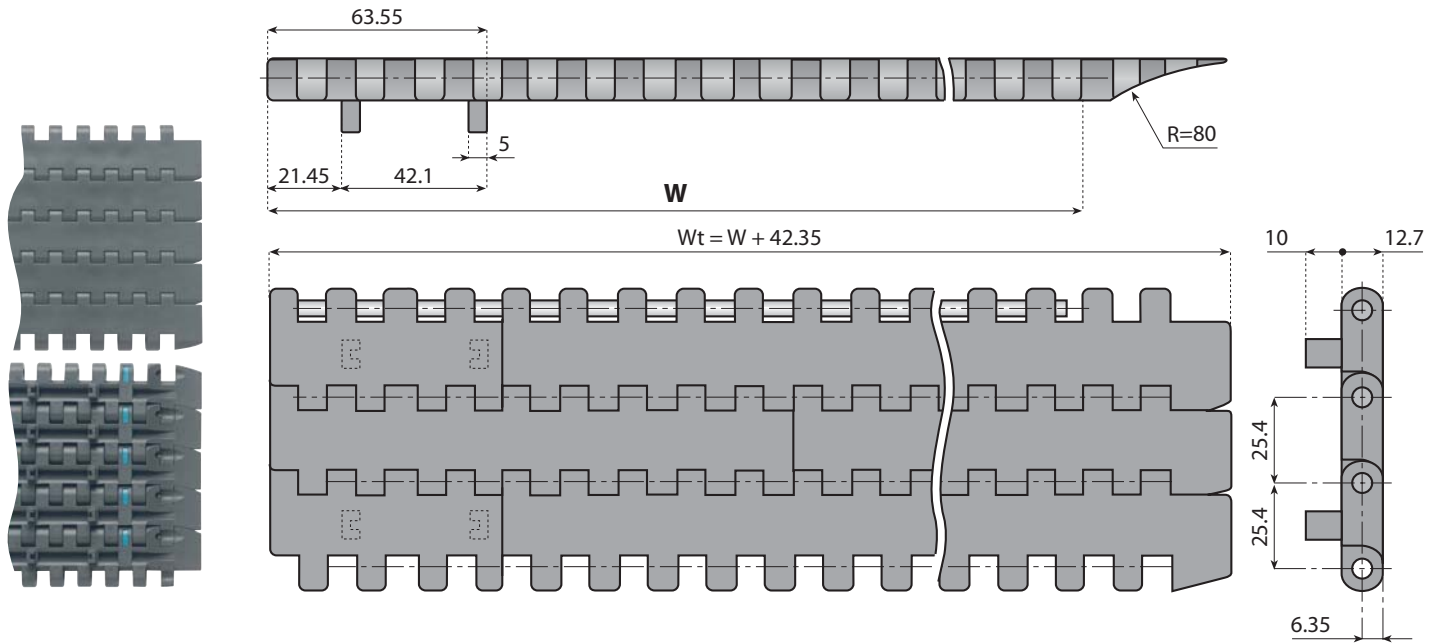
Width W mm	BELTS REF.	CODE
85	2251-0085 FFTP2	<b>251300</b>
170	2251-0170 FFTP2	<b>251301</b>
255	2251-0255 FFTP2	<b>251302</b>
340	2251-0340 FFTP2	<b>251303</b>
425	2251-0425 FFTP2	<b>251304</b>
510	2251-0510 FFTP2	<b>251305</b>
595	2251-0595 FFTP2	<b>251306</b>
680	2251-0680 FFTP2	<b>251307</b>
765	2251-0765 FFTP2	<b>251308</b>
850	2251-0850 FFTP2	<b>251309</b>

Width W mm	BELTS REF.	CODE
935	2251-0935 FFTP2	<b>251310</b>
1020	2251-1020 FFTP2	<b>251311</b>
1105	2251-1105 FFTP2	<b>251312</b>
1190	2251-1190 FFTP2	<b>251313</b>
1275	2251-1275 FFTP2	<b>251314</b>
1360	2251-1360 FFTP2	<b>251315</b>
1445	2251-1445 FFTP2	<b>251316</b>
1530	2251-1530 FFTP2	<b>251317</b>
1615	2251-1615 FFTP2	<b>251318</b>
1700	2251-1700 FFTP2	<b>251319</b>

Width W mm	BELTS REF.	CODE
1785	2251-1785 FFTP2	<b>251320</b>
1870	2251-1870 FFTP2	<b>251321</b>
1955	2251-1955 FFTP2	<b>251322</b>
2040	2251-2040 FFTP2	<b>251323</b>
2125	2251-2125 FFTP2	<b>251324</b>
2210	2251-2210 FFTP2	<b>251325</b>
2295	2251-2295 FFTP2	<b>251326</b>
2380	2251-2380 FFTP2	<b>251327</b>
2465	2251-2465 FFTP2	<b>251328</b>
2550	2251-2550 FFTP2	<b>251329</b>

Width W mm	BELTS REF.	CODE
2635	2251-2635 FFTP2	<b>251330</b>
2720	2251-2720 FFTP2	<b>251331</b>
2805	2251-2805 FFTP2	<b>251332</b>
2890	2251-2890 FFTP2	<b>251333</b>
2975	2251-2975 FFTP2	<b>251334</b>
3060	2251-3060 FFTP2	<b>251335</b>
3145	2251-3145 FFTP2	<b>251336</b>
3230	2251-3230 FFTP2	<b>251337</b>
3315	2251-3315 FFTP2	<b>251338</b>
3400	2251-3400 FFTP2	<b>251339</b>

Other widths available on request



**Version with two positioners and integrated active transfer wing**

**Backflex Radius:** 30 mm  
**Max load capacity:** 38.000 N/m  
**Weight:** 14.40 Kg/m<sup>2</sup>  
**Standard length:** 120 pitches (10 ft 3.048 m)  
**Pin material:** PBT (white)



Page 4-5



Pages 295 → 297



Pages 311 → 315

FOR BELTS AVAILABLE IN "XPG" MATERIAL JUST ADD "XPG" TO PART NUMBER (example "code 251310SX-XPG")

XPG	LFG
Extra Performance (special material color Dark Brown/Grey)	Low Friction Acetal Resin (standard material color Dark Grey)

On request and for adequate quantities these chains can be produced in:

AS	PP	NGG
Anti-static Acetal Resin	Polypropylene	New Generation

Width W mm	BELTS REF.	CODE
85	2251-0085 FTTP2	251300
170	2251-0170 FTTP2-SX	251301SX
255	2251-0255 FTTP2-SX	251302SX
340	2251-0340 FTTP2-SX	251303SX
425	2251-0425 FTTP2-SX	251304SX
510	2251-0510 FTTP2-SX	251305SX
595	2251-0595 FTTP2-SX	251306SX
680	2251-0680 FTTP2-SX	251307SX
765	2251-0765 FTTP2-SX	251308SX
850	2251-0850 FTTP2-SX	251309SX

Width W mm	BELTS REF.	CODE
935	2251-0935 FTTP2-SX	251310SX
1020	2251-1020 FTTP2-SX	251311SX
1105	2251-1105 FTTP2-SX	251312SX
1190	2251-1190 FTTP2-SX	251313SX
1275	2251-1275 FTTP2-SX	251314SX
1360	2251-1360 FTTP2-SX	251315SX
1445	2251-1445 FTTP2-SX	251316SX
1530	2251-1530 FTTP2-SX	251317SX
1615	2251-1615 FTTP2-SX	251318SX
1700	2251-1700 FTTP2-SX	251319SX

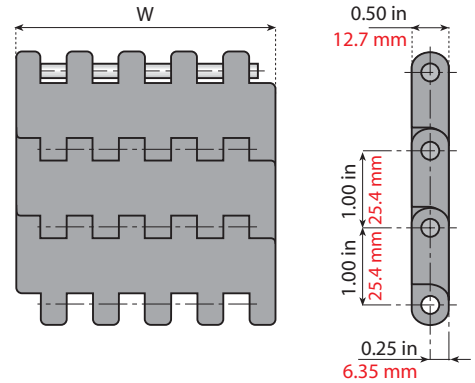

Width W mm	BELTS REF.	CODE
1785	2251-1785 FTTP2-SX	251320SX
1870	2251-1870 FTTP2-SX	251321SX
1955	2251-1955 FTTP2-SX	251322SX
2040	2251-2040 FTTP2-SX	251323SX
2125	2251-2125 FTTP2-SX	251324SX
2210	2251-2210 FTTP2-SX	251325SX
2295	2251-2295 FTTP2-SX	251326SX
2380	2251-2380 FTTP2-SX	251327SX
2465	2251-2465 FTTP2-SX	251328SX
2550	2251-2550 FTTP2-SX	251329SX

Width W mm	BELTS REF.	CODE
2635	2251-2635 FTTP2-SX	251330SX
2720	2251-2720 FTTP2-SX	251331SX
2805	2251-2805 FTTP2-SX	251332SX
2890	2251-2890 FTTP2-SX	251333SX
2975	2251-2975 FTTP2-SX	251334SX
3060	2251-3060 FTTP2-SX	251335SX
3145	2251-3145 FTTP2-SX	251336SX
3230	2251-3230 FTTP2-SX	251337SX
3315	2251-3315 FTTP2-SX	251338SX
3400	2251-3400 FTTP2-SX	251339SX

Other widths available on request

# FLAT TOP AMERICAN STANDARD BELTS ONE TRACK DEDICATED WIDTHS (Pitch 1" - 25.4 mm)

**2252 FT**



## Dedicated widths

Pin material: PBT (white)

*On request and for adequate quantities these chains can be produced in:*

XPG	LFG	AS	PP	NGG
Extra Performance (special material color Dark Brown/Grey)	Low Friction Acetal Resin (standard material color Dark Grey)	Anti-static Acetal Resin	Polypropylene	New Generation



Page 4-5



Pages 295 → 297

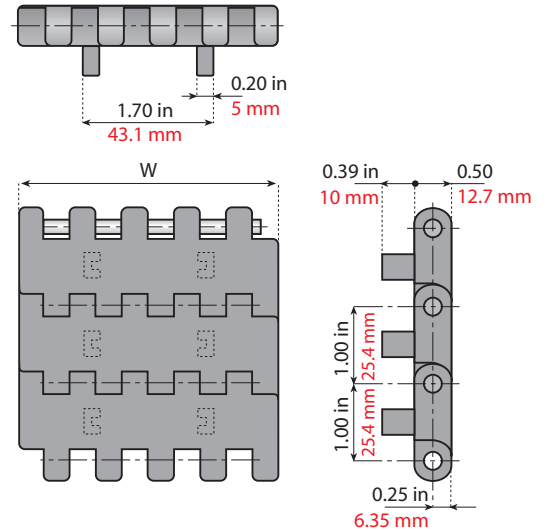



Pages 311 → 315

BELTS - REF.	CODE	Material	Width W		Pitch P		Backflex Radius		Max load capacity		Weight	
			mm	inches	mm	inches	mm	inches	N/m	lbs/ft	Kg/m <sup>2</sup>	lbs/ft <sup>2</sup>
LFG 2252 K300 FT	<b>26000</b>	<b>LFG</b> Dark Grey	76.2	3.00	25.4	1.00	25.4	1.00	38000	2604	14.0	2.87
LFG 2252 K325 FT	<b>26001</b>		82.6	3.25								
LFG 2252 K450 FT	<b>26002</b>		114.3	4.50								
LFG 2252 K600 FT	<b>26003</b>		152.4	6.00								
LFG 2252 K750 FT	<b>26004</b>		190.5	7.50								

# FLAT TOP AMERICAN STANDARD BELTS ONE TRACK DEDICATED WIDTHS (Pitch 1" - 25.4 mm)

**2252 FTP2**



## Version with

two positioners

Pin material: PBT (white)

*On request and for adequate quantities these chains can be produced in:*

XPG	LFG	AS	PP	NGG
Extra Performance (special material color Dark Brown/Grey)	Low Friction Acetal Resin (standard material color Dark Grey)	Anti-static Acetal Resin	Polypropylene	New Generation



Page 4-5



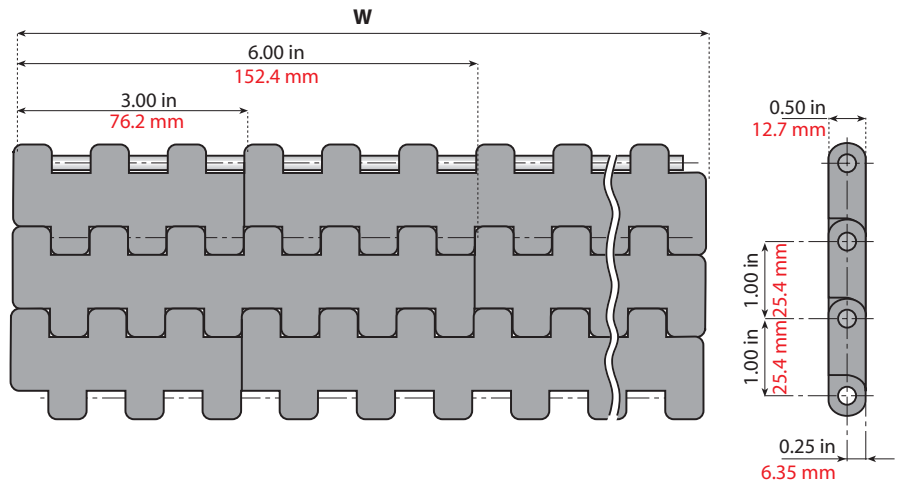

Pages 295 → 297



Pages 311 → 315

BELTS - REF.	CODE	Material	Width W		Pitch P		Backflex Radius		Max load capacity		Weight	
			mm	inches	mm	inches	mm	inches	N/m	lbs/ft	Kg/m <sup>2</sup>	lbs/ft <sup>2</sup>
LFG 2252 K300 FTP2	<b>26010</b>	<b>LFG</b> Dark Grey	76.2	3.00	25.4	1.00	25.4	1.00	38000	2604	14.1	2.89
LFG 2252 K325 FTP2	<b>26011</b>		82.6	3.25								
LFG 2252 K450 FTP2	<b>26012</b>		114.3	4.50								
LFG 2252 K600 FTP2	<b>26013</b>		152.4	6.00								
LFG 2252 K750 FTP2	<b>26014</b>		190.5	7.50								

Standard length: 120 pitches (10 ft 3.048 m)



**Version standard**

**Backflex Radius:** 1 inch, 25.4 mm

**Max load capacity:** 2604 lbs/ft, 38.000 N/m

**Weight:** 2.87 lbs/ft<sup>2</sup>, 14.0 Kg/m<sup>2</sup>

**Standard length:** 120 pitches  
(10 ft 3.048 m)

**Pin material:** PBT (white)



Page 4-5



Pages 295 → 297



Pages 311 → 315

FOR BELTS AVAILABLE IN "XPG"  
MATERIAL JUST ADD "XPG"  
TO PART NUMBER  
(example "code 26000-XPG")

XPG	LFG
Extra Performance (special material color Dark Brown/Grey)	Low Friction Acetal Resin (standard material color Dark Grey)

*On request and for adequate quantities  
these chains can be produced in:*

AS	PP	NGG
Anti-static Acetal Resin	Polypropylene	New Generation

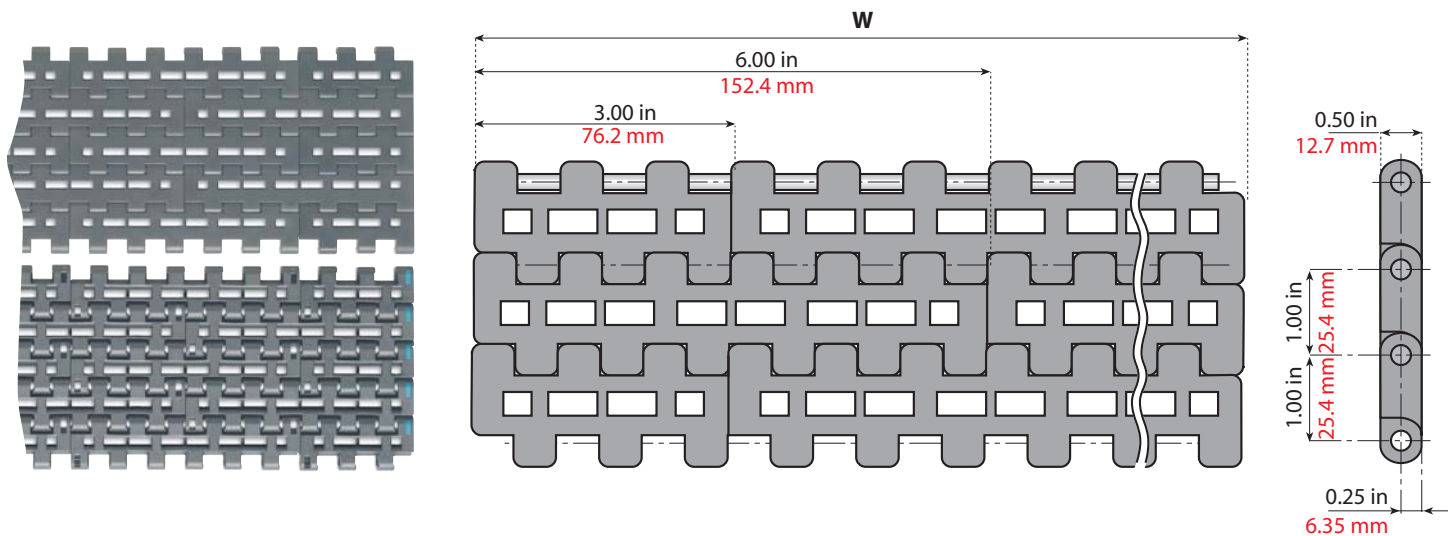
Width W inch.	BELTS REF.	CODE
3.00	2252-0003 FT	26000
6.00	2252-0006 FT	26003
9.00	2252-0009 FT	261002
12.00	2252-0012 FT	261003
15.00	2252-0015 FT	261004
18.00	2252-0018 FT	261005
21.00	2252-0021 FT	261006
24.00	2252-0024 FT	261007
27.00	2252-0027 FT	261008
30.00	2252-0030 FT	261009

Width W inch.	BELTS REF.	CODE
33.00	2252-0033 FT	261010
36.00	2252-0036 FT	261011
39.00	2252-0039 FT	261012
42.00	2252-0042 FT	261013
45.00	2252-0045 FT	261014
48.00	2252-0048 FT	261015
51.00	2252-0051 FT	261016
54.00	2252-0054 FT	261017
57.00	2252-0057 FT	261018
60.00	2252-0060 FT	261019

Width W inch.	BELTS REF.	CODE
63.00	2252-0063 FT	261020
66.00	2252-0066 FT	261021
69.00	2252-0069 FT	261022
72.00	2252-0072 FT	261023
75.00	2252-0075 FT	261024
78.00	2252-0078 FT	261025
81.00	2252-0081 FT	261026
84.00	2252-0084 FT	261027
87.00	2252-0087 FT	261028
90.00	2252-0090 FT	261029

Width W inch.	BELTS REF.	CODE
93.00	2252-0093 FT	261030
96.00	2252-0096 FT	261031
99.00	2252-0099 FT	261032
102.00	2252-0102 FT	261033
105.00	2252-0105 FT	261034
108.00	2252-0108 FT	261035
111.00	2252-0111 FT	261036
114.00	2252-0114 FT	261037
117.00	2252-0117 FT	261038
120.00	2252-0120 FT	261039

Other widths available on request.



**Version standard**

**Backflex Radius:** 1 inch., 25.4 mm

**Max load capacity:** 2604 lbs/ft, 38.000 N/m

**Weight:** 2.87 lbs/ft<sup>2</sup>, 14.0 Kg/m<sup>2</sup>

**Standard length:** 120 pitches  
(10 ft 3.048 m)

**Pin material:** PBT (white)



Page 4-5



Pages 295 → 297



Pages 311 → 315

FOR BELTS AVAILABLE IN "XPG"  
MATERIAL JUST ADD "XPG"  
TO PART NUMBER  
(example "code 26200-XPG")

XPG	LFG
Extra Performance (special material color Dark Brown/Grey)	Low Friction Acetal Resin (standard material color Dark Grey)

*On request and for adequate quantities  
these chains can be produced in:*

AS	PP	NGG
Anti-static Acetal Resin	Polypropylene	New Generation

Width W inch.	BELTS REF.	CODE
3.00	2252-0003 PT	26200
6.00	2252-0006 PT	26201
9.00	2252-0009 PT	26202
12.00	2252-0012 PT	26203
15.00	2252-0015 PT	26204
18.00	2252-0018 PT	26205
21.00	2252-0021 PT	26206
24.00	2252-0024 PT	26207
27.00	2252-0027 PT	26208
30.00	2252-0030 PT	26209

Width W inch.	BELTS REF.	CODE
33.00	2252-0033 PT	26210
36.00	2252-0036 PT	26211
39.00	2252-0039 PT	26212
42.00	2252-0042 PT	26213
45.00	2252-0045 PT	26214
48.00	2252-0048 PT	26215
51.00	2252-0051 PT	26216
54.00	2252-0054 PT	26217
57.00	2252-0057 PT	26218
60.00	2252-0060 PT	26219

Width W inch.	BELTS REF.	CODE
63.00	2252-0063 PT	26220
66.00	2252-0066 PT	26221
69.00	2252-0069 PT	26222
72.00	2252-0072 PT	26223
75.00	2252-0075 PT	26224
78.00	2252-0078 PT	26225
81.00	2252-0081 PT	26226
84.00	2252-0084 PT	26227
87.00	2252-0087 PT	26228
90.00	2252-0090 PT	26229

Width W inch.	BELTS REF.	CODE
93.00	2252-0093 PT	26230
96.00	2252-0096 PT	26231
99.00	2252-0099 PT	26232
102.00	2252-0102 PT	26233
105.00	2252-0105 PT	26234
108.00	2252-0108 PT	26235
111.00	2252-0111 PT	26236
114.00	2252-0114 PT	26237
117.00	2252-0117 PT	26238
120.00	2252-0120 PT	26239

Other widths available on request.



# PLASTIC MODULAR CONVEYOR BELT

*Grip Belt with high friction surface*

*Series*

*Pages*


[VG 2251](#)

164 → 169

*LBP Belts with low noise accumulation rollers*

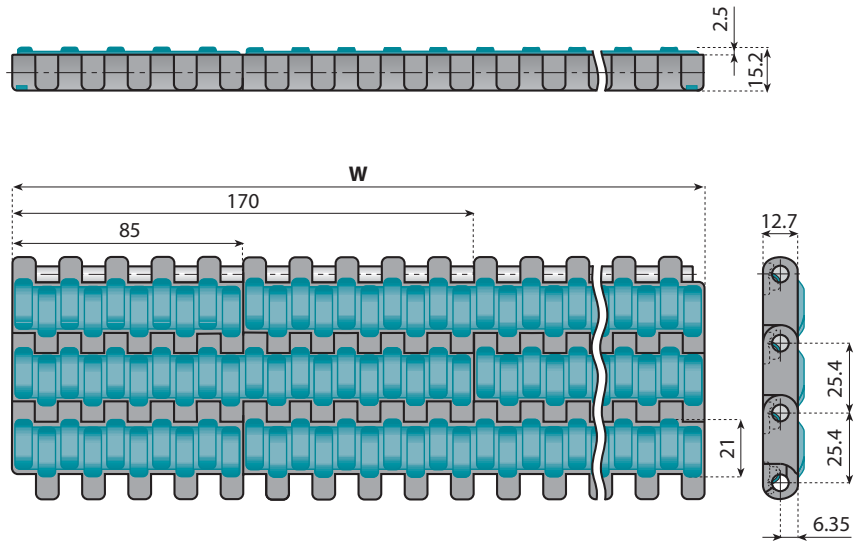

[LBP 2251](#)

170 → 172



# VG 2251

# HEAVY DUTY GRIP BELTS (Pitch 1" - 25.4 mm) with high friction surface



### Version standard

**Belt material:** low friction acetal resin, dark grey colour

**Rubber material:** thermoplastic rubber, waterblue colour

**Backflex Radius:** 30 mm

**Max load capacity:** 38.000 N/m

**Standard length:** 60 pitches (5 ft 1.524 m)

**Pin material:** PBT (white)

LFG	TPR
Low Friction Acetal Resin	Thermoplastic Rubber



Page 4-5

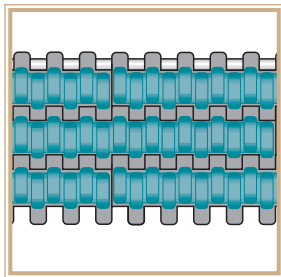


Pages 295 → 297



Pages 311 → 315

## TYPE VG 2251



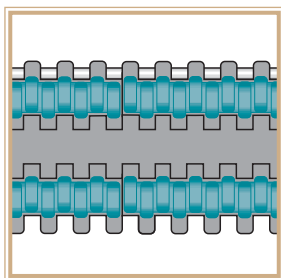
Weight: 15.40 Kg/m<sup>2</sup>

Width W mm	BELTS REF.	CODE
85	VG 2251-0085	252000
170	VG 2251-0170	252001
255	VG 2251-0255	252002
340	VG 2251-0340	252003
425	VG 2251-0425	252004
510	VG 2251-0510	252005
595	VG 2251-0595	252006
680	VG 2251-0680	252007
765	VG 2251-0765	252008
850	VG 2251-0850	252009

Width W mm	BELTS REF.	CODE
935	VG 2251-0935	252010
1020	VG 2251-1020	252011
1105	VG 2251-1105	252012
1190	VG 2251-1190	252013
1275	VG 2251-1275	252014
1360	VG 2251-1360	252015
1445	VG 2251-1445	252016
1530	VG 2251-1530	252017
1615	VG 2251-1615	252018
1700	VG 2251-1700	252019

Width W mm	BELTS REF.	CODE
1785	VG 2251-1785	252020
1870	VG 2251-1870	252021
1955	VG 2251-1955	252022
2040	VG 2251-2040	252023
2125	VG 2251-2125	252024
2210	VG 2251-2210	252025
2295	VG 2251-2295	252026
2380	VG 2251-2380	252027

## TYPE VG2-2251



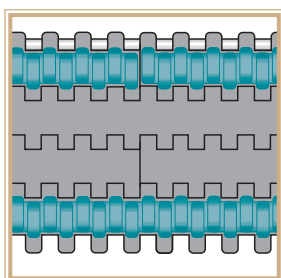
Weight: 15.00 Kg/m<sup>2</sup>

Width W mm	BELTS REF.	CODE
85	VG2-2251-0085	252100
170	VG2-2251-0170	252101
255	VG2-2251-0255	252102
340	VG2-2251-0340	252103
425	VG2-2251-0425	252104
510	VG2-2251-0510	252105
595	VG2-2251-0595	252106
680	VG2-2251-0680	252107
765	VG2-2251-0765	252108
850	VG2-2251-0850	252109

Width W mm	BELTS REF.	CODE
935	VG2-2251-0935	252110
1020	VG2-2251-1020	252111
1105	VG2-2251-1105	252112
1190	VG2-2251-1190	252113
1275	VG2-2251-1275	252114
1360	VG2-2251-1360	252115
1445	VG2-2251-1445	252116
1530	VG2-2251-1530	252117
1615	VG2-2251-1615	252118
1700	VG2-2251-1700	252119

Width W mm	BELTS REF.	CODE
1785	VG2-2251-1785	252120
1870	VG2-2251-1870	252121
1955	VG2-2251-1955	252122
2040	VG2-2251-2040	252123
2125	VG2-2251-2125	252124
2210	VG2-2251-2210	252125
2295	VG2-2251-2295	252126
2380	VG2-2251-2380	252127

## TYPE VG3-2251



Weight: 14.60 Kg/m<sup>2</sup>

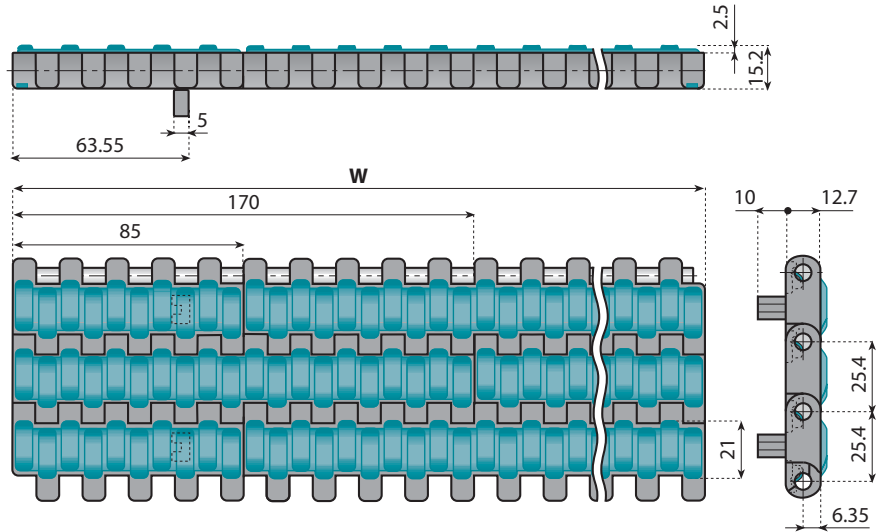

Width W mm	BELTS REF.	CODE
85	VG3-2251-0085	252200
170	VG3-2251-0170	252201
255	VG3-2251-0255	252202
340	VG3-2251-0340	252203
425	VG3-2251-0425	252204
510	VG3-2251-0510	252205
595	VG3-2251-0595	252206
680	VG3-2251-0680	252207
765	VG3-2251-0765	252208
850	VG3-2251-0850	252209

Width W mm	BELTS REF.	CODE
935	VG3-2251-0935	252210
1020	VG3-2251-1020	252211
1105	VG3-2251-1105	252212
1190	VG3-2251-1190	252213
1275	VG3-2251-1275	252214
1360	VG3-2251-1360	252215
1445	VG3-2251-1445	252216
1530	VG3-2251-1530	252217
1615	VG3-2251-1615	252218
1700	VG3-2251-1700	252219

Width W mm	BELTS REF.	CODE
1785	VG3-2251-1785	252220
1870	VG3-2251-1870	252221
1955	VG3-2251-1955	252222
2040	VG3-2251-2040	252223
2125	VG3-2251-2125	252224
2210	VG3-2251-2210	252225
2295	VG3-2251-2295	252226
2380	VG3-2251-2380	252227

Other widths available on request.

# HEAVY DUTY GRIP BELTS (Pitch 1" - 25.4 mm) with high friction surface **VG 2251 P1**



## Version with one positioner

**Belt material:** low friction acetal resin, dark grey colour

**Rubber material:** thermoplastic rubber, waterblue colour

**Backflex Radius:** 30 mm

**Max load capacity:** 38.000 N/m

**Standard length:** 60 pitches (5 ft 1.524 m)

**Pin material:** PBT (white)

LFG	TPR
Low Friction Acetal Resin	Thermoplastic Rubber



Page 4-5

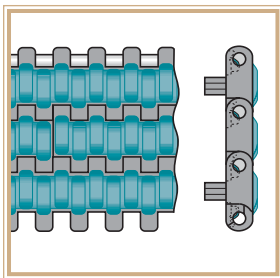


Pages 295 → 297



Pages 311 → 315

## TYPE VG 2251 P1



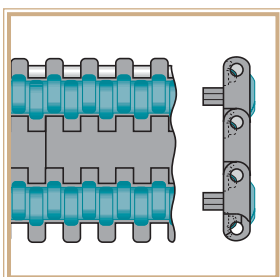
**Weight:** 15.70 Kg/m<sup>2</sup>

Width W mm	BELTS REF.	CODE
85	VG 2251-0085 P1	<b>253400</b>
170	VG 2251-0170 P1	<b>253401</b>
255	VG 2251-0255 P1	<b>253402</b>
340	VG 2251-0340 P1	<b>253403</b>
425	VG 2251-0425 P1	<b>253404</b>
510	VG 2251-0510 P1	<b>253405</b>
595	VG 2251-0595 P1	<b>253406</b>
680	VG 2251-0680 P1	<b>253407</b>
765	VG 2251-0765 P1	<b>253408</b>
850	VG 2251-0850 P1	<b>253409</b>

Width W mm	BELTS REF.	CODE
935	VG 2251-0935 P1	<b>253410</b>
1020	VG 2251-1020 P1	<b>253411</b>
1105	VG 2251-1105 P1	<b>253412</b>
1190	VG 2251-1190 P1	<b>253413</b>
1275	VG 2251-1275 P1	<b>253414</b>
1360	VG 2251-1360 P1	<b>253415</b>
1445	VG 2251-1445 P1	<b>253416</b>
1530	VG 2251-1530 P1	<b>253417</b>
1615	VG 2251-1615 P1	<b>253418</b>
1700	VG 2251-1700 P1	<b>253419</b>

Width W mm	BELTS REF.	CODE
1785	VG 2251-1785 P1	<b>253420</b>
1870	VG 2251-1870 P1	<b>253421</b>
1955	VG 2251-1955 P1	<b>253422</b>
2040	VG 2251-2040 P1	<b>253423</b>
2125	VG 2251-2125 P1	<b>253424</b>
2210	VG 2251-2210 P1	<b>253425</b>
2295	VG 2251-2295 P1	<b>253426</b>
2380	VG 2251-2380 P1	<b>253427</b>

## TYPE VG2-2251 P1



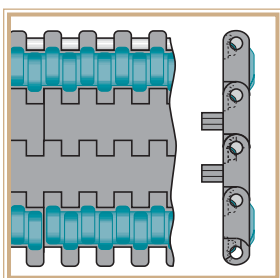
**Weight:** 15.30 Kg/m<sup>2</sup>

Width W mm	BELTS REF.	CODE
85	VG2-2251-0085 P1	<b>253500</b>
170	VG2-2251-0170 P1	<b>253501</b>
255	VG2-2251-0255 P1	<b>253502</b>
340	VG2-2251-0340 P1	<b>253503</b>
425	VG2-2251-0425 P1	<b>253504</b>
510	VG2-2251-0510 P1	<b>253505</b>
595	VG2-2251-0595 P1	<b>253506</b>
680	VG2-2251-0680 P1	<b>253507</b>
765	VG2-2251-0765 P1	<b>253508</b>
850	VG2-2251-0850 P1	<b>253509</b>

Width W mm	BELTS REF.	CODE
935	VG2-2251-0935 P1	<b>253510</b>
1020	VG2-2251-1020 P1	<b>253511</b>
1105	VG2-2251-1105 P1	<b>253512</b>
1190	VG2-2251-1190 P1	<b>253513</b>
1275	VG2-2251-1275 P1	<b>253514</b>
1360	VG2-2251-1360 P1	<b>253515</b>
1445	VG2-2251-1445 P1	<b>253516</b>
1530	VG2-2251-1530 P1	<b>253517</b>
1615	VG2-2251-1615 P1	<b>253518</b>
1700	VG2-2251-1700 P1	<b>253519</b>

Width W mm	BELTS REF.	CODE
1785	VG2-2251-1785 P1	<b>253520</b>
1870	VG2-2251-1870 P1	<b>253521</b>
1955	VG2-2251-1955 P1	<b>253522</b>
2040	VG2-2251-2040 P1	<b>253523</b>
2125	VG2-2251-2125 P1	<b>253524</b>
2210	VG2-2251-2210 P1	<b>253525</b>
2295	VG2-2251-2295 P1	<b>253526</b>
2380	VG2-2251-2380 P1	<b>253527</b>

## TYPE VG3-2251 P1



**Weight:** 14.90 Kg/m<sup>2</sup>

Width W mm	BELTS REF.	CODE
85	VG3-2251-0085 P1	<b>253600</b>
170	VG3-2251-0170 P1	<b>253601</b>
255	VG3-2251-0255 P1	<b>253602</b>
340	VG3-2251-0340 P1	<b>253603</b>
425	VG3-2251-0425 P1	<b>253604</b>
510	VG3-2251-0510 P1	<b>253605</b>
595	VG3-2251-0595 P1	<b>253606</b>
680	VG3-2251-0680 P1	<b>253607</b>
765	VG3-2251-0765 P1	<b>253608</b>
850	VG3-2251-0850 P1	<b>253609</b>

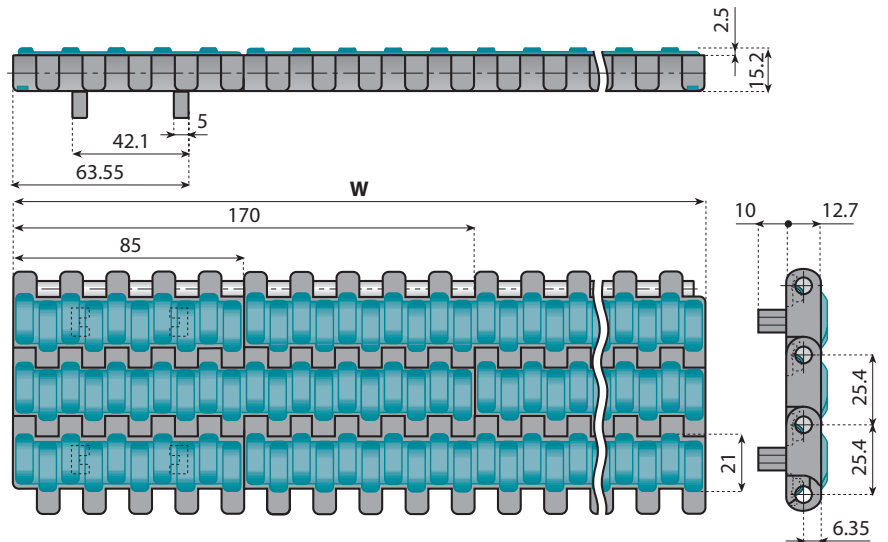

Width W mm	BELTS REF.	CODE
935	VG3-2251-0935 P1	<b>253610</b>
1020	VG3-2251-1020 P1	<b>253611</b>
1105	VG3-2251-1105 P1	<b>253612</b>
1190	VG3-2251-1190 P1	<b>253613</b>
1275	VG3-2251-1275 P1	<b>253614</b>
1360	VG3-2251-1360 P1	<b>253615</b>
1445	VG3-2251-1445 P1	<b>253616</b>
1530	VG3-2251-1530 P1	<b>253617</b>
1615	VG3-2251-1615 P1	<b>253618</b>
1700	VG3-2251-1700 P1	<b>253619</b>

Width W mm	BELTS REF.	CODE
1785	VG3-2251-1785 P1	<b>253620</b>
1870	VG3-2251-1870 P1	<b>253621</b>
1955	VG3-2251-1955 P1	<b>253622</b>
2040	VG3-2251-2040 P1	<b>253623</b>
2125	VG3-2251-2125 P1	<b>253624</b>
2210	VG3-2251-2210 P1	<b>253625</b>
2295	VG3-2251-2295 P1	<b>253626</b>
2380	VG3-2251-2380 P1	<b>253627</b>

Other widths available on request.

# VG 2251 P2

# HEAVY DUTY GRIP BELTS (Pitch 1" - 25.4 mm) with high friction surface



### Version with two positioners

**Belt material:** low friction acetal resin, dark grey colour

**Rubber material:** thermoplastic rubber, waterblue colour

**Backflex Radius:** 30 mm

**Max load capacity:** 38.000 N/m

**Standard length:** 60 pitches (5 ft 1.524 m)

**Pin material:** PBT (white)

LFG	TPR
Low Friction Acetal Resin	Thermoplastic Rubber



Page 4-5

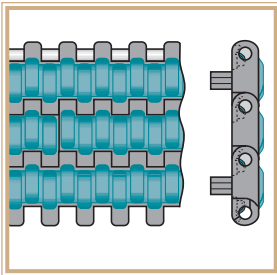


Pages 295 → 297



Pages 311 → 315

## TYPE VG 2251 P2



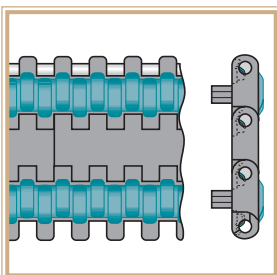
**Weight:** 15.90 Kg/m<sup>2</sup>

Width W mm	BELTS REF.	CODE
85	VG 2251-0085 P2	<b>252300</b>
170	VG 2251-0170 P2	<b>252301</b>
255	VG 2251-0255 P2	<b>252302</b>
340	VG 2251-0340 P2	<b>252303</b>
425	VG 2251-0425 P2	<b>252304</b>
510	VG 2251-0510 P2	<b>252305</b>
595	VG 2251-0595 P2	<b>252306</b>
680	VG 2251-0680 P2	<b>252307</b>
765	VG 2251-0765 P2	<b>252308</b>
850	VG 2251-0850 P2	<b>252309</b>

Width W mm	BELTS REF.	CODE
935	VG 2251-0935 P2	<b>252310</b>
1020	VG 2251-1020 P2	<b>252311</b>
1105	VG 2251-1105 P2	<b>252312</b>
1190	VG 2251-1190 P2	<b>252313</b>
1275	VG 2251-1275 P2	<b>252314</b>
1360	VG 2251-1360 P2	<b>252315</b>
1445	VG 2251-1445 P2	<b>252316</b>
1530	VG 2251-1530 P2	<b>252317</b>
1615	VG 2251-1615 P2	<b>252318</b>
1700	VG 2251-1700 P2	<b>252319</b>

Width W mm	BELTS REF.	CODE
1785	VG 2251-1785 P2	<b>252320</b>
1870	VG 2251-1870 P2	<b>252321</b>
1955	VG 2251-1955 P2	<b>252322</b>
2040	VG 2251-2040 P2	<b>252323</b>
2125	VG 2251-2125 P2	<b>252324</b>
2210	VG 2251-2210 P2	<b>252325</b>
2295	VG 2251-2295 P2	<b>252326</b>
2380	VG 2251-2380 P2	<b>252327</b>

## TYPE VG2-2251 P2



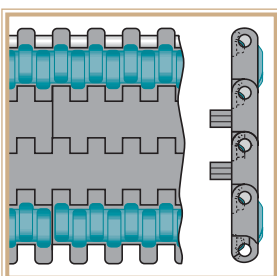
**Weight:** 15.60 Kg/m<sup>2</sup>

Width W mm	BELTS REF.	CODE
85	VG2-2251-0085 P2	<b>252400</b>
170	VG2-2251-0170 P2	<b>252401</b>
255	VG2-2251-0255 P2	<b>252402</b>
340	VG2-2251-0340 P2	<b>252403</b>
425	VG2-2251-0425 P2	<b>252404</b>
510	VG2-2251-0510 P2	<b>252405</b>
595	VG2-2251-0595 P2	<b>252406</b>
680	VG2-2251-0680 P2	<b>252407</b>
765	VG2-2251-0765 P2	<b>252408</b>
850	VG2-2251-0850 P2	<b>252409</b>

Width W mm	BELTS REF.	CODE
935	VG2-2251-0935 P2	<b>252410</b>
1020	VG2-2251-1020 P2	<b>252411</b>
1105	VG2-2251-1105 P2	<b>252412</b>
1190	VG2-2251-1190 P2	<b>252413</b>
1275	VG2-2251-1275 P2	<b>252414</b>
1360	VG2-2251-1360 P2	<b>252415</b>
1445	VG2-2251-1445 P2	<b>252416</b>
1530	VG2-2251-1530 P2	<b>252417</b>
1615	VG2-2251-1615 P2	<b>252418</b>
1700	VG2-2251-1700 P2	<b>252419</b>

Width W mm	BELTS REF.	CODE
1785	VG2-2251-1785 P2	<b>252420</b>
1870	VG2-2251-1870 P2	<b>252421</b>
1955	VG2-2251-1955 P2	<b>252422</b>
2040	VG2-2251-2040 P2	<b>252423</b>
2125	VG2-2251-2125 P2	<b>252424</b>
2210	VG2-2251-2210 P2	<b>252425</b>
2295	VG2-2251-2295 P2	<b>252426</b>
2380	VG2-2251-2380 P2	<b>252427</b>

## TYPE VGS3-2251 P2



**Weight:** 15.30 Kg/m<sup>2</sup>

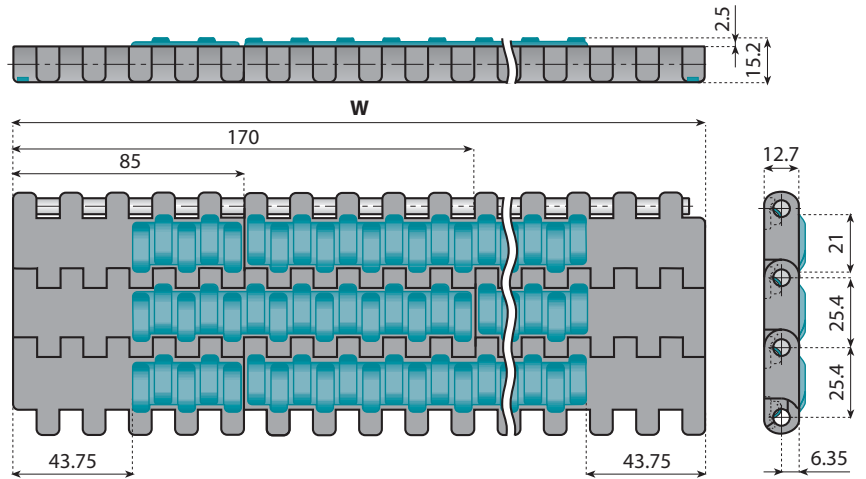

Width W mm	BELTS REF.	CODE
85	VGS3-2251-0085 P2	<b>252500</b>
170	VGS3-2251-0170 P2	<b>252501</b>
255	VGS3-2251-0255 P2	<b>252502</b>
340	VGS3-2251-0340 P2	<b>252503</b>
425	VGS3-2251-0425 P2	<b>252504</b>
510	VGS3-2251-0510 P2	<b>252505</b>
595	VGS3-2251-0595 P2	<b>252506</b>
680	VGS3-2251-0680 P2	<b>252507</b>
765	VGS3-2251-0765 P2	<b>252508</b>
850	VGS3-2251-0850 P2	<b>252509</b>

Width W mm	BELTS REF.	CODE
935	VGS3-2251-0935 P2	<b>252510</b>
1020	VGS3-2251-1020 P2	<b>252511</b>
1105	VGS3-2251-1105 P2	<b>252512</b>
1190	VGS3-2251-1190 P2	<b>252513</b>
1275	VGS3-2251-1275 P2	<b>252514</b>
1360	VGS3-2251-1360 P2	<b>252515</b>
1445	VGS3-2251-1445 P2	<b>252516</b>
1530	VGS3-2251-1530 P2	<b>252517</b>
1615	VGS3-2251-1615 P2	<b>252518</b>
1700	VGS3-2251-1700 P2	<b>252519</b>

Width W mm	BELTS REF.	CODE
1785	VGS3-2251-1785 P2	<b>252520</b>
1870	VGS3-2251-1870 P2	<b>252521</b>
1955	VGS3-2251-1955 P2	<b>252522</b>
2040	VGS3-2251-2040 P2	<b>252523</b>
2125	VGS3-2251-2125 P2	<b>252524</b>
2210	VGS3-2251-2210 P2	<b>252525</b>
2295	VGS3-2251-2295 P2	<b>252526</b>
2380	VGS3-2251-2380 P2	<b>252527</b>

Other widths available on request.

# HEAVY DUTY GRIP BELTS (Pitch 1" - 25.4 mm) with high friction surface (Side indent) VGS 2251



## Version with side indent

**Belt material:** low friction acetal resin, dark grey colour

**Rubber material:** thermoplastic rubber, waterblue colour

**Backflex Radius:** 30 mm

**Max load capacity:** 38.000 N/m

**Standard length:** 60 pitches (5 ft 1.524 m)

**Pin material:** PBT (white)

LFG	TPR
Low Friction Acetal Resin	Thermoplastic Rubber



Page 4-5

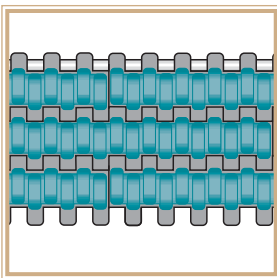


Pages 295 → 297



Pages 311 → 315

## TYPE VGS 2251



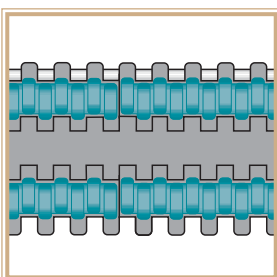
**Weight:** 14.80 Kg/m<sup>2</sup>

Width W mm	BELTS REF.	CODE
85	-	-
170	-	-
255	VGS 2251-0255	<b>252602</b>
340	VGS 2251-0340	<b>252603</b>
425	VGS 2251-0425	<b>252604</b>
510	VGS 2251-0510	<b>252605</b>
595	VGS 2251-0595	<b>252606</b>
680	VGS 2251-0680	<b>252607</b>
765	VGS 2251-0765	<b>252608</b>
850	VGS 2251-0850	<b>252609</b>

Width W mm	BELTS REF.	CODE
935	VGS 2251-0935	<b>252610</b>
1020	VGS 2251-1020	<b>252611</b>
1105	VGS 2251-1105	<b>252612</b>
1190	VGS 2251-1190	<b>252613</b>
1275	VGS 2251-1275	<b>252614</b>
1360	VGS 2251-1360	<b>252615</b>
1445	VGS 2251-1445	<b>252616</b>
1530	VGS 2251-1530	<b>252617</b>
1615	VGS 2251-1615	<b>252618</b>
1700	VGS 2251-1700	<b>252619</b>

Width W mm	BELTS REF.	CODE
1785	VGS 2251-1785	<b>252620</b>
1870	VGS 2251-1870	<b>252621</b>
1955	VGS 2251-1955	<b>252622</b>
2040	VGS 2251-2040	<b>252623</b>
2125	VGS 2251-2125	<b>252624</b>
2210	VGS 2251-2210	<b>252625</b>
2295	VGS 2251-2295	<b>252626</b>
2380	VGS 2251-2380	<b>252627</b>

## TYPE VGS2-2251



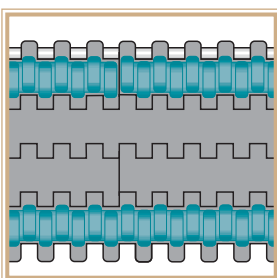
**Weight:** 14.40 Kg/m<sup>2</sup>

Width W mm	BELTS REF.	CODE
85	-	-
170	VGS2-2251-0170	<b>252701</b>
255	VGS2-2251-0255	<b>252702</b>
340	VGS2-2251-0340	<b>252703</b>
425	VGS2-2251-0425	<b>252704</b>
510	VGS2-2251-0510	<b>252705</b>
595	VGS2-2251-0595	<b>252706</b>
680	VGS2-2251-0680	<b>252707</b>
765	VGS2-2251-0765	<b>252708</b>
850	VGS2-2251-0850	<b>252709</b>

Width W mm	BELTS REF.	CODE
935	VGS2-2251-0935	<b>252710</b>
1020	VGS2-2251-1020	<b>252711</b>
1105	VGS2-2251-1105	<b>252712</b>
1190	VGS2-2251-1190	<b>252713</b>
1275	VGS2-2251-1275	<b>252714</b>
1360	VGS2-2251-1360	<b>252715</b>
1445	VGS2-2251-1445	<b>252716</b>
1530	VGS2-2251-1530	<b>252717</b>
1615	VGS2-2251-1615	<b>252718</b>
1700	VGS2-2251-1700	<b>252719</b>

Width W mm	BELTS REF.	CODE
1785	VGS2-2251-1785	<b>252720</b>
1870	VGS2-2251-1870	<b>252721</b>
1955	VGS2-2251-1955	<b>252722</b>
2040	VGS2-2251-2040	<b>252723</b>
2125	VGS2-2251-2125	<b>252724</b>
2210	VGS2-2251-2210	<b>252725</b>
2295	VGS2-2251-2295	<b>252726</b>
2380	VGS2-2251-2380	<b>252727</b>

## TYPE VGS3 -2251



**Weight:** 14.00 Kg/m<sup>2</sup>

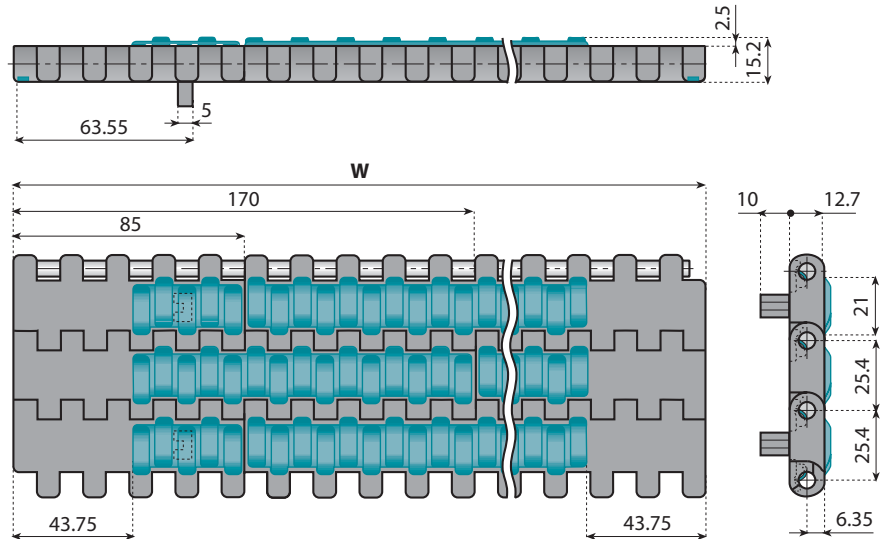

Width W mm	BELTS REF.	CODE
85	-	-
170	-	-
255	VGS3-2251-0255	<b>252802</b>
340	VGS3-2251-0340	<b>252803</b>
425	VGS3-2251-0425	<b>252804</b>
510	VGS3-2251-0510	<b>252805</b>
595	VGS3-2251-0595	<b>252806</b>
680	VGS3-2251-0680	<b>252807</b>
765	VGS3-2251-0765	<b>252808</b>
850	VGS3-2251-0850	<b>252809</b>

Width W mm	BELTS REF.	CODE
935	VGS3-2251-0935	<b>252810</b>
1020	VGS3-2251-1020	<b>252811</b>
1105	VGS3-2251-1105	<b>252812</b>
1190	VGS3-2251-1190	<b>252813</b>
1275	VGS3-2251-1275	<b>252814</b>
1360	VGS3-2251-1360	<b>252815</b>
1445	VGS3-2251-1445	<b>252816</b>
1530	VGS3-2251-1530	<b>252817</b>
1615	VGS3-2251-1615	<b>252818</b>
1700	VGS3-2251-1700	<b>252819</b>

Width W mm	BELTS REF.	CODE
1785	VGS3-2251-1785	<b>252820</b>
1870	VGS3-2251-1870	<b>252821</b>
1955	VGS3-2251-1955	<b>252822</b>
2040	VGS3-2251-2040	<b>252823</b>
2125	VGS3-2251-2125	<b>252824</b>
2210	VGS3-2251-2210	<b>252825</b>
2295	VGS3-2251-2295	<b>252826</b>
2380	VGS3-2251-2380	<b>252827</b>

Other widths available on request.

# VGS 2251 P1 HEAVY DUTY GRIP BELTS (Pitch 1" - 25.4 mm) with high friction surface (Side indent)



## Version with side indent and one positioner

**Belt material:** low friction acetal resin, dark grey colour  
**Rubber material:** thermoplastic rubber, waterblue colour  
**Backflex Radius:** 30 mm  
**Max load capacity:** 38.000 N/m  
**Standard length:** 60 pitches (5 ft 1.524 m)  
**Pin material:** PBT (white)

LFG	TPR
Low Friction Acetal Resin	Thermoplastic Rubber



Page 4-5

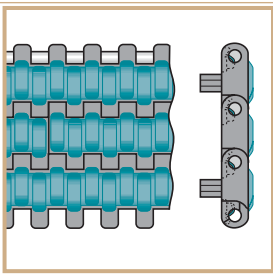


Pages 295 → 297



Pages 311 → 315

## TYPE VGS 2251 P1



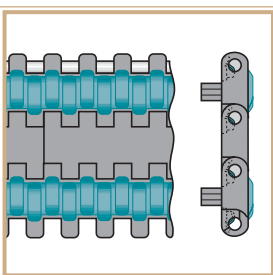
Width W mm	BELTS REF.	CODE
85	-	-
170	-	-
255	VGS 2251-0255 P1	<b>253702</b>
340	VGS 2251-0340 P1	<b>253703</b>
425	VGS 2251-0425 P1	<b>253704</b>
510	VGS 2251-0510 P1	<b>253705</b>
595	VGS 2251-0595 P1	<b>253706</b>
680	VGS 2251-0680 P1	<b>253707</b>
765	VGS 2251-0765 P1	<b>253708</b>
850	VGS 2251-0850 P1	<b>253709</b>

Width W mm	BELTS REF.	CODE
935	VGS 2251-0935 P1	<b>253710</b>
1020	VGS 2251-1020 P1	<b>253711</b>
1105	VGS 2251-1105 P1	<b>253712</b>
1190	VGS 2251-1190 P1	<b>253713</b>
1275	VGS 2251-1275 P1	<b>253714</b>
1360	VGS 2251-1360 P1	<b>253715</b>
1445	VGS 2251-1445 P1	<b>253716</b>
1530	VGS 2251-1530 P1	<b>253717</b>
1615	VGS 2251-1615 P1	<b>253718</b>
1700	VGS 2251-1700 P1	<b>253719</b>

Width W mm	BELTS REF.	CODE
1785	VGS 2251-1785 P1	<b>253720</b>
1870	VGS 2251-1870 P1	<b>253721</b>
1955	VGS 2251-1955 P1	<b>253722</b>
2040	VGS 2251-2040 P1	<b>253723</b>
2125	VGS 2251-2125 P1	<b>253724</b>
2210	VGS 2251-2210 P1	<b>253725</b>
2295	VGS 2251-2295 P1	<b>253726</b>
2380	VGS 2251-2380 P1	<b>253727</b>

**Weight:** 14.90 Kg/m<sup>2</sup>

## TYPE VGS2-2251 P1



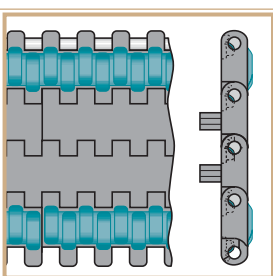
Width W mm	BELTS REF.	CODE
85	-	-
170	VGS2-2251-0170 P1	<b>253801</b>
255	VGS2-2251-0255 P1	<b>253802</b>
340	VGS2-2251-0340 P1	<b>253803</b>
425	VGS2-2251-0425 P1	<b>253804</b>
510	VGS2-2251-0510 P1	<b>253805</b>
595	VGS2-2251-0595 P1	<b>253806</b>
680	VGS2-2251-0680 P1	<b>253807</b>
765	VGS2-2251-0765 P1	<b>253808</b>
850	VGS2-2251-0850 P1	<b>253809</b>

Width W mm	BELTS REF.	CODE
935	VGS2-2251-0935 P1	<b>253810</b>
1020	VGS2-2251-1020 P1	<b>253811</b>
1105	VGS2-2251-1105 P1	<b>253812</b>
1190	VGS2-2251-1190 P1	<b>253813</b>
1275	VGS2-2251-1275 P1	<b>253814</b>
1360	VGS2-2251-1360 P1	<b>253815</b>
1445	VGS2-2251-1445 P1	<b>253816</b>
1530	VGS2-2251-1530 P1	<b>253817</b>
1615	VGS2-2251-1615 P1	<b>253818</b>
1700	VGS2-2251-1700 P1	<b>253819</b>

Width W mm	BELTS REF.	CODE
1785	VGS2-2251-1785 P1	<b>253820</b>
1870	VGS2-2251-1870 P1	<b>253821</b>
1955	VGS2-2251-1955 P1	<b>253822</b>
2040	VGS2-2251-2040 P1	<b>253823</b>
2125	VGS2-2251-2125 P1	<b>253824</b>
2210	VGS2-2251-2210 P1	<b>253825</b>
2295	VGS2-2251-2295 P1	<b>253826</b>
2380	VGS2-2251-2380 P1	<b>253827</b>

**Weight:** 14.50 Kg/m<sup>2</sup>

## TYPE VGS3-2251 P1



Width W mm	BELTS REF.	CODE
85	-	-
170	-	-
255	VGS3-2251-0255 P1	<b>253902</b>
340	VGS3-2251-0340 P1	<b>253903</b>
425	VGS3-2251-0425 P1	<b>253904</b>
510	VGS3-2251-0510 P1	<b>253905</b>
595	VGS3-2251-0595 P1	<b>253906</b>
680	VGS3-2251-0680 P1	<b>253907</b>
765	VGS3-2251-0765 P1	<b>253908</b>
850	VGS3-2251-0850 P1	<b>253909</b>

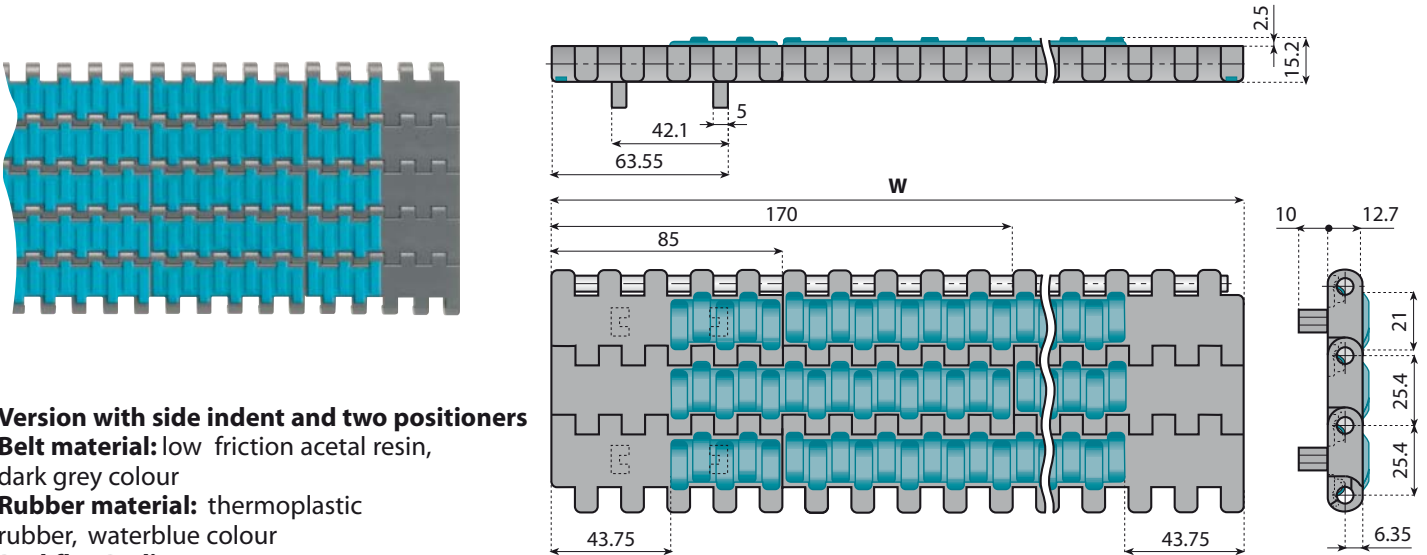
Width W mm	BELTS REF.	CODE
935	VGS3-2251-0935 P1	<b>253910</b>
1020	VGS3-2251-1020 P1	<b>253911</b>
1105	VGS3-2251-1105 P1	<b>253912</b>
1190	VGS3-2251-1190 P1	<b>253913</b>
1275	VGS3-2251-1275 P1	<b>253914</b>
1360	VGS3-2251-1360 P1	<b>253915</b>
1445	VGS3-2251-1445 P1	<b>253916</b>
1530	VGS3-2251-1530 P1	<b>253917</b>
1615	VGS3-2251-1615 P1	<b>253918</b>
1700	VGS3-2251-1700 P1	<b>253919</b>

Width W mm	BELTS REF.	CODE
1785	VGS3-2251-1785 P1	<b>253920</b>
1870	VGS3-2251-1870 P1	<b>253921</b>
1955	VGS3-2251-1955 P1	<b>253922</b>
2040	VGS3-2251-2040 P1	<b>253923</b>
2125	VGS3-2251-2125 P1	<b>253924</b>
2210	VGS3-2251-2210 P1	<b>253925</b>
2295	VGS3-2251-2295 P1	<b>253926</b>
2380	VGS3-2251-2380 P1	<b>253927</b>

**Weight:** 14.10 Kg/m<sup>2</sup>

Other widths available on request.

# HEAVY DUTY GRIP BELTS (Pitch 1" - 25.4 mm) with high friction surface (Side indent)VGS 2251 P2



## Version with side indent and two positioners

**Belt material:** low friction acetal resin, dark grey colour  
**Rubber material:** thermoplastic rubber, waterblue colour  
**Backflex Radius:** 30 mm  
**Max load capacity:** 38.000 N/m  
**Standard length:** 60 pitches (5 ft 1.524 m)  
**Pin material:** PBT (white)

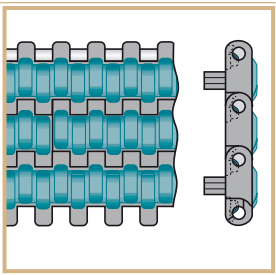
LFG	TPR
Low Friction Acetal Resin	Thermoplastic Rubber

**MATERIAL** Page 4 - 5

Pages 295 → 297

Pages 311 → 315

## TYPE VGS 2251 P2



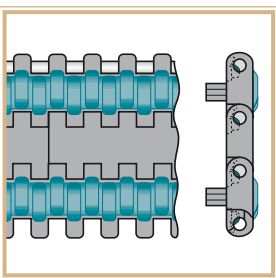
**Weight:** 15.00 Kg/m<sup>2</sup>

Width W mm	BELTS REF.	CODE
85	-	-
170	-	-
255	VGS 2251-0255 P2	<b>252902</b>
340	VGS 2251-0340 P2	<b>252903</b>
425	VGS 2251-0425 P2	<b>252904</b>
510	VGS 2251-0510 P2	<b>252905</b>
595	VGS 2251-0595 P2	<b>252906</b>
680	VGS 2251-0680 P2	<b>252907</b>
765	VGS 2251-0765 P2	<b>252908</b>
850	VGS 2251-0850 P2	<b>252909</b>

Width W mm	BELTS REF.	CODE
935	VGS 2251-0935 P2	<b>252910</b>
1020	VGS 2251-1020 P2	<b>252911</b>
1105	VGS 2251-1105 P2	<b>252912</b>
1190	VGS 2251-1190 P2	<b>252913</b>
1275	VGS 2251-1275 P2	<b>252914</b>
1360	VGS 2251-1360 P2	<b>252915</b>
1445	VGS 2251-1445 P2	<b>252916</b>
1530	VGS 2251-1530 P2	<b>252917</b>
1615	VGS 2251-1615 P2	<b>252918</b>
1700	VGS 2251-1700 P2	<b>252919</b>

Width W mm	BELTS REF.	CODE
1785	VGS 2251-1785 P2	<b>252920</b>
1870	VGS 2251-1870 P2	<b>252921</b>
1955	VGS 2251-1955 P2	<b>252922</b>
2040	VGS 2251-2040 P2	<b>252923</b>
2125	VGS 2251-2125 P2	<b>252924</b>
2210	VGS 2251-2210 P2	<b>252925</b>
2295	VGS 2251-2295 P2	<b>252926</b>
2380	VGS 2251-2380 P2	<b>252927</b>

## TYPE VGS2-2251 P2



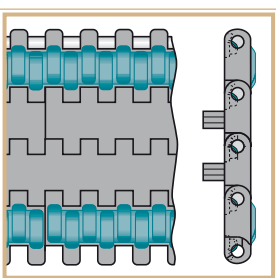
**Weight:** 14.60 Kg/m<sup>2</sup>

Width W mm	BELTS REF.	CODE
85	-	-
170	VGS2-2251-0170 P2	<b>253001</b>
255	VGS2-2251-0255 P2	<b>253002</b>
340	VGS2-2251-0340 P2	<b>253003</b>
425	VGS2-2251-0425 P2	<b>253004</b>
510	VGS2-2251-0510 P2	<b>253005</b>
595	VGS2-2251-0595 P2	<b>253006</b>
680	VGS2-2251-0680 P2	<b>253007</b>
765	VGS2-2251-0765 P2	<b>253008</b>
850	VGS2-2251-0850 P2	<b>253009</b>

Width W mm	BELTS REF.	CODE
935	VGS2-2251-0935 P2	<b>253010</b>
1020	VGS2-2251-1020 P2	<b>253011</b>
1105	VGS2-2251-1105 P2	<b>253012</b>
1190	VGS2-2251-1190 P2	<b>253013</b>
1275	VGS2-2251-1275 P2	<b>253014</b>
1360	VGS2-2251-1360 P2	<b>253015</b>
1445	VGS2-2251-1445 P2	<b>253016</b>
1530	VGS2-2251-1530 P2	<b>253017</b>
1615	VGS2-2251-1615 P2	<b>253018</b>
1700	VGS2-2251-1700 P2	<b>253019</b>

Width W mm	BELTS REF.	CODE
1785	VGS2-2251-1785 P2	<b>253020</b>
1870	VGS2-2251-1870 P2	<b>253021</b>
1955	VGS2-2251-1955 P2	<b>253022</b>
2040	VGS2-2251-2040 P2	<b>253023</b>
2125	VGS2-2251-2125 P2	<b>253024</b>
2210	VGS2-2251-2210 P2	<b>253025</b>
2295	VGS2-2251-2295 P2	<b>253026</b>
2380	VGS2-2251-2380 P2	<b>253027</b>

## TYPE VGS3-2251 P2



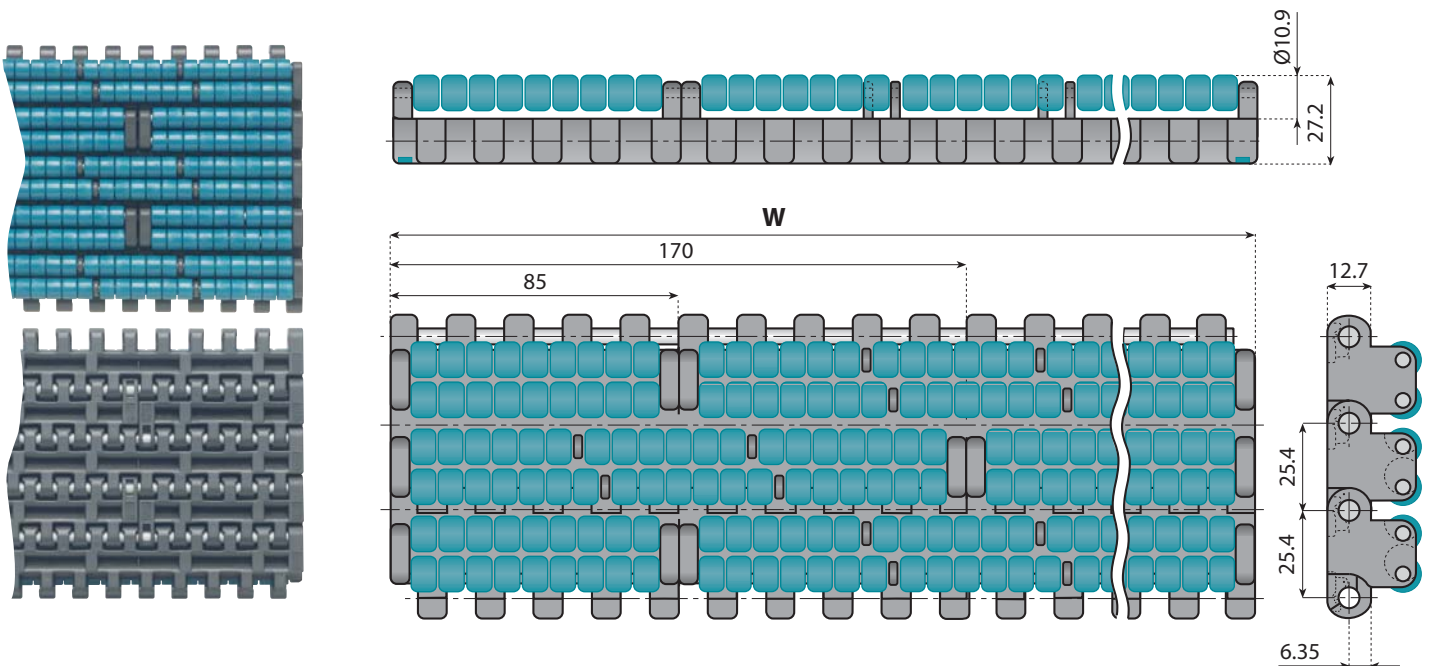
**Weight:** 14.20Kg/m<sup>2</sup>

Width W mm	BELTS REF.	CODE
85	-	-
170	-	-
255	VGS3-2251-0255 P2	<b>253102</b>
340	VGS3-2251-0340 P2	<b>253103</b>
425	VGS3-2251-0425 P2	<b>253104</b>
510	VGS3-2251-0510 P2	<b>253105</b>
595	VGS3-2251-0595 P2	<b>253106</b>
680	VGS3-2251-0680 P2	<b>253107</b>
765	VGS3-2251-0765 P2	<b>253108</b>
850	VGS3-2251-0850 P2	<b>253109</b>

Width W mm	BELTS REF.	CODE
935	VGS3-2251-0935 P2	<b>253110</b>
1020	VGS3-2251-1020 P2	<b>253111</b>
1105	VGS3-2251-1105 P2	<b>253112</b>
1190	VGS3-2251-1190 P2	<b>253113</b>
1275	VGS3-2251-1275 P2	<b>253114</b>
1360	VGS3-2251-1360 P2	<b>253115</b>
1445	VGS3-2251-1445 P2	<b>253116</b>
1530	VGS3-2251-1530 P2	<b>253117</b>
1615	VGS3-2251-1615 P2	<b>253118</b>
1700	VGS3-2251-1700 P2	<b>253119</b>

Width W mm	BELTS REF.	CODE
1785	VGS3-2251-1785 P2	<b>253120</b>
1870	VGS3-2251-1870 P2	<b>253121</b>
1955	VGS3-2251-1955 P2	<b>253122</b>
2040	VGS3-2251-2040 P2	<b>253123</b>
2125	VGS3-2251-2125 P2	<b>253124</b>
2210	VGS3-2251-2210 P2	<b>253125</b>
2295	VGS3-2251-2295 P2	<b>253126</b>
2380	VGS3-2251-2380 P2	<b>253127</b>

**Standard length:** 40 pitches (5 Ft - 1.524 m)



**Version standard**

- Backflex Radius:** 120 mm
- Max load capacity:** 38.000 N/m
- Weight:** 29 Kg/m<sup>2</sup>
- Standard length:** 60 pitches (5 ft 1.524 m)
- Pin material:** PBT (white)



Page [4-5](#)



Pages [295 → 297](#)



Pages [311 → 315](#)

● ●  
**FOR BELTS AVAILABLE IN "XPG"**  
**MATERIAL JUST ADD "XPG"**  
**TO PART NUMBER**  
(example "code 251800-XPG")

XPG	LFG
<b>Extra Performance</b> (special material color Dark Brown/Grey)	<b>Low Friction Acetal Resin</b> (standard material color Dark Grey)

*On request and for adequate quantities  
these chains can be produced in:*

AS	PP	NGG
Anti-static Acetal Resin	Polypropylene	New Generation

Width W mm	BELTS REF.	CODE
85	LBP 2251-0085	<b>251800</b>
170	LBP 2251-0170	<b>251801</b>
255	LBP 2251-0255	<b>251802</b>
340	LBP 2251-0340	<b>251803</b>
425	LBP 2251-0425	<b>251804</b>
510	LBP 2251-0510	<b>251805</b>
595	LBP 2251-0595	<b>251806</b>
680	LBP 2251-0680	<b>251807</b>
765	LBP 2251-0765	<b>251808</b>
850	LBP 2251-0850	<b>251809</b>

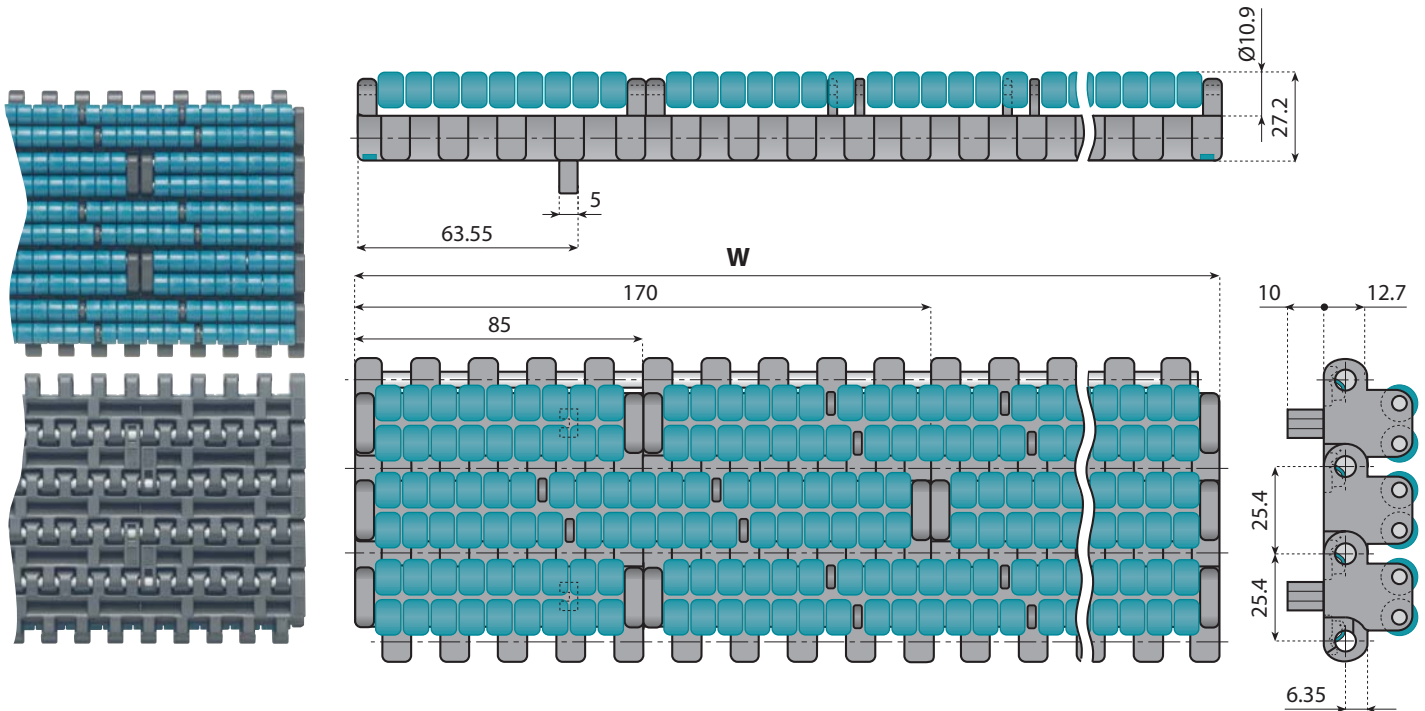
Width W mm	BELTS REF.	CODE
935	LBP 2251-0935	<b>251810</b>
1020	LBP 2251-1020	<b>251811</b>
1105	LBP 2251-1105	<b>251812</b>
1190	LBP 2251-1190	<b>251813</b>
1275	LBP 2251-1275	<b>251814</b>
1360	LBP 2251-1360	<b>251815</b>
1445	LBP 2251-1445	<b>251816</b>
1530	LBP 2251-1530	<b>251817</b>
1615	LBP 2251-1615	<b>251818</b>
1700	LBP 2251-1700	<b>251819</b>

Width W mm	BELTS REF.	CODE
1785	LBP 2251-1785	<b>251820</b>
1870	LBP 2251-1870	<b>251821</b>
1955	LBP 2251-1955	<b>251822</b>
2040	LBP 2251-2040	<b>251823</b>
2125	LBP 2251-2125	<b>251824</b>
2210	LBP 2251-2210	<b>251825</b>
2295	LBP 2251-2295	<b>251826</b>
2380	LBP 2251-2380	<b>251827</b>
2465	LBP 2251-2465	<b>251828</b>
2550	LBP 2251-2550	<b>251829</b>

Width W mm	BELTS REF.	CODE
2635	LBP 2251-2635	<b>261830</b>
2720	LBP 2251-2720	<b>261831</b>
2805	LBP 2251-2805	<b>261832</b>
2890	LBP 2251-2890	<b>261833</b>
2975	LBP 2251-2975	<b>261834</b>
3060	LBP 2251-3060	<b>261835</b>
3145	LBP 2251-3145	<b>261836</b>
3230	LBP 2251-3230	<b>261837</b>
3315	LBP 2251-3315	<b>261838</b>
3400	LBP 2251-3400	<b>261839</b>

# HEAVY DUTY LBP BELTS (Pitch 1" - 25.4 mm) with low noise accumulation rollers

**LBP 2251 P1**



**Version with one positioner**  
**Backflex Radius:** 120 mm  
**Max load capacity:** 38.000 N/m  
**Weight:** 29.5 Kg/m<sup>2</sup>  
**Standard length:** 60 pitches  
 (5 ft 1.524 m)  
**Pin material:** PBT (white)



Page [4-5](#)



Pages [295 → 297](#)



Pages [311 → 315](#)

● ●  
**FOR BELTS AVAILABLE IN "XPG"**  
**MATERIAL JUST ADD "XPG"**  
**TO PART NUMBER**  
**(example "code 254000-XPG")**

XPG	LFG
<b>Extra Performance</b> (special material color Dark Brown/Grey)	<b>Low Friction Acetal Resin</b> (standard material color Dark Grey)

*On request and for adequate quantities  
 these chains can be produced in:*

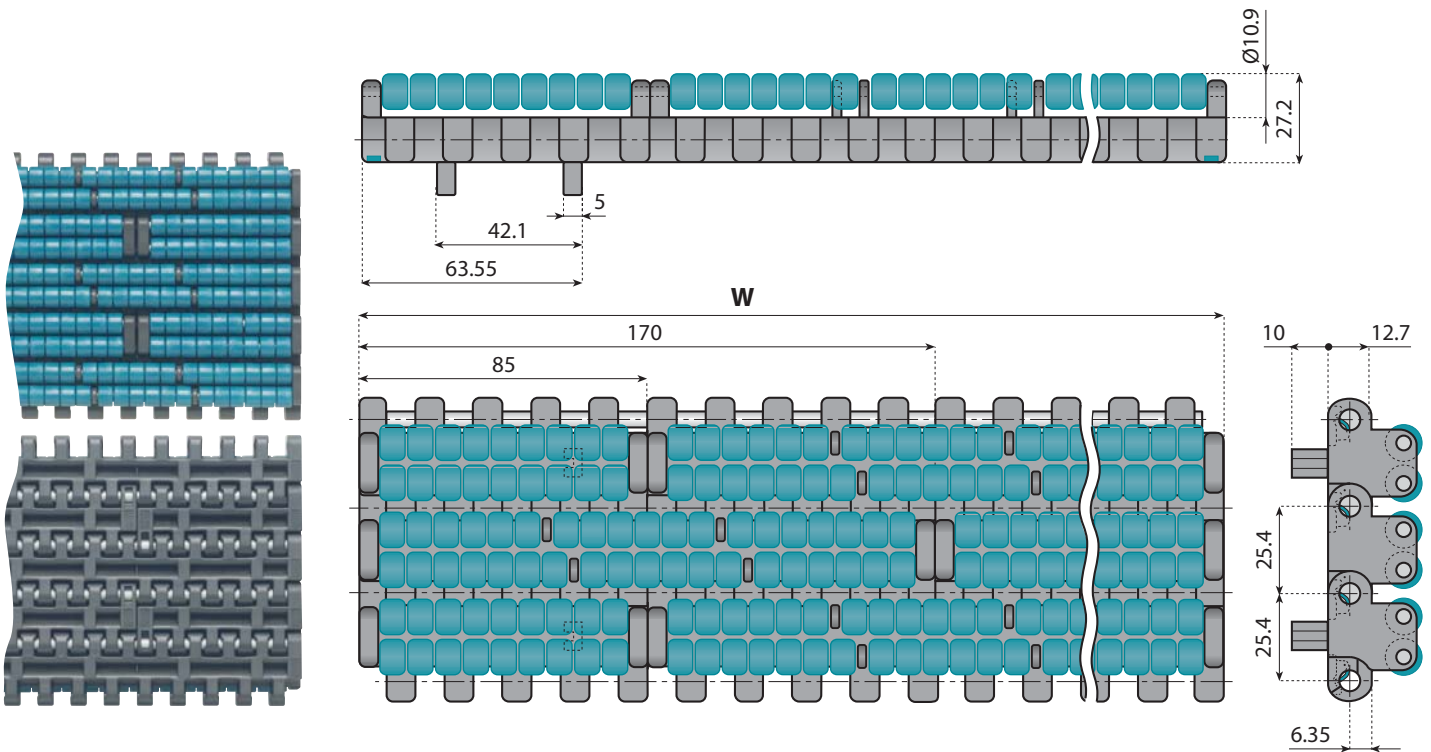
AS	PP	NGG
Anti-static Acetal Resin	Polypropylene	New Generation

Width W mm	BELTS REF.	CODE
85	LBP 2251-0085 P1	<b>254000</b>
170	LBP 2251-0170 P1	<b>254001</b>
255	LBP 2251-0255 P1	<b>254002</b>
340	LBP 2251-0340 P1	<b>254003</b>
425	LBP 2251-0425 P1	<b>254004</b>
510	LBP 2251-0510 P1	<b>254005</b>
595	LBP 2251-0595 P1	<b>254006</b>
680	LBP 2251-0680 P1	<b>254007</b>
765	LBP 2251-0765 P1	<b>254008</b>
850	LBP 2251-0850 P1	<b>254009</b>

Width W mm	BELTS REF.	CODE
935	LBP 2251-0935 P1	<b>254010</b>
1020	LBP 2251-1020 P1	<b>254011</b>
1105	LBP 2251-1105 P1	<b>254012</b>
1190	LBP 2251-1190 P1	<b>254013</b>
1275	LBP 2251-1275 P1	<b>254014</b>
1360	LBP 2251-1360 P1	<b>254015</b>
1445	LBP 2251-1445 P1	<b>254016</b>
1530	LBP 2251-1530 P1	<b>254017</b>
1615	LBP 2251-1615 P1	<b>254018</b>
1700	LBP 2251-1700 P1	<b>254019</b>

Width W mm	BELTS REF.	CODE
1785	LBP 2251-1785 P1	<b>254020</b>
1870	LBP 2251-1870 P1	<b>254021</b>
1955	LBP 2251-1955 P1	<b>254022</b>
2040	LBP 2251-2040 P1	<b>254023</b>
2125	LBP 2251-2125 P1	<b>254024</b>
2210	LBP 2251-2210 P1	<b>254025</b>
2295	LBP 2251-2295 P1	<b>254026</b>
2380	LBP 2251-2380 P1	<b>254027</b>
2465	LBP 2251-2465 P1	<b>254028</b>
2550	LBP 2251-2550 P1	<b>254029</b>

Width W mm	BELTS REF.	CODE
2635	LBP 2251-2635 P1	<b>254030</b>
2720	LBP 2251-2720 P1	<b>254031</b>
2805	LBP 2251-2805 P1	<b>254032</b>
2890	LBP 2251-2890 P1	<b>254033</b>
2975	LBP 2251-2975 P1	<b>254034</b>
3060	LBP 2251-3060 P1	<b>254035</b>
3145	LBP 2251-3145 P1	<b>254036</b>
3230	LBP 2251-3230 P1	<b>254037</b>
3315	LBP 2251-3315 P1	<b>254038</b>
3400	LBP 2251-3400 P1	<b>254039</b>



**Version with one positioner**  
**Backflex Radius:** 120 mm  
**Max load capacity:** 38.000 N/m  
**Weight:** 29.5 Kg/m<sup>2</sup>  
**Standard length:** 60 pitches  
 (5 ft 1.524 m)  
**Pin material:** Acetal Resin (white)



Page  
4-5



Pages  
295 → 297



Pages  
311 → 315

FOR BELTS AVAILABLE IN "XPG"  
 MATERIAL JUST ADD "XPG"  
 TO PART NUMBER  
 (example "code 254000-XPG")

XPG	LFG
Extra Performance (special material color Dark Brown/Grey)	Low Friction Acetal Resin (standard material color Dark Grey)

*On request and for adequate quantities  
 these chains can be produced in:*

AS	PP	NGG
Anti-static Acetal Resin	Polypropylene	New Generation

Width W mm	BELTS REF.	CODE
85	LBP 2251-0085 P2	251900
170	LBP 2251-0170 P2	251901
255	LBP 2251-0255 P2	251902
340	LBP 2251-0340 P2	251903
425	LBP 2251-0425 P2	251904
510	LBP 2251-0510 P2	251905
595	LBP 2251-0595 P2	251906
680	LBP 2251-0680 P2	251907
765	LBP 2251-0765 P2	251908
850	LBP 2251-0850 P2	251909

Width W mm	BELTS REF.	CODE
935	LBP 2251-0935 P2	251910
1020	LBP 2251-1020 P2	251911
1105	LBP 2251-1105 P2	251912
1190	LBP 2251-1190 P2	251913
1275	LBP 2251-1275 P2	251914
1360	LBP 2251-1360 P2	251915
1445	LBP 2251-1445 P2	251916
1530	LBP 2251-1530 P2	251917
1615	LBP 2251-1615 P2	251918
1700	LBP 2251-1700 P2	251919

Width W mm	BELTS REF.	CODE
1785	LBP 2251-1785 P2	251920
1870	LBP 2251-1870 P2	251921
1955	LBP 2251-1955 P2	251922
2040	LBP 2251-2040 P2	251923
2125	LBP 2251-2125 P2	251924
2210	LBP 2251-2210 P2	251925
2295	LBP 2251-2295 P2	251926
2380	LBP 2251-2380 P2	251927
2465	LBP 2251-2465 P2	251928
2550	LBP 2251-2550 P2	251929

Width W mm	BELTS REF.	CODE
2635	LBP 2251-2635 P2	251930
2720	LBP 2251-2720 P2	251931
2805	LBP 2251-2805 P2	251932
2890	LBP 2251-2890 P2	251933
2975	LBP 2251-2975 P2	251934
3060	LBP 2251-3060 P2	251935
3145	LBP 2251-3145 P2	251936
3230	LBP 2251-3230 P2	251937
3315	LBP 2251-3315 P2	251938
3400	LBP 2251-3400 P2	251939

# CHAINBELT FOR TAB AND MAGNETIC SYSTEM

Series

Pages

[2251 M FT - 2251 TAB FT](#)

for TAB and magnetic system

174

## **BENEFITS:**

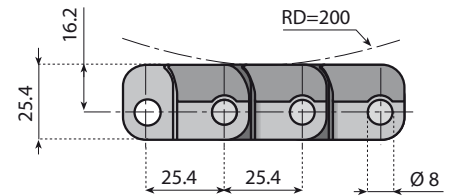
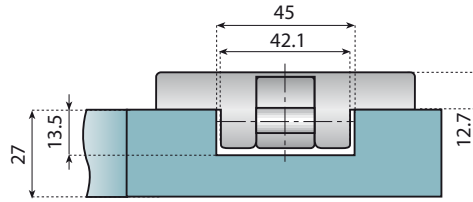
- **HIGH STRENGTH AND HEAVY DUTY FLIGHT DESIGN.**  
**THE CHAIN MATERIAL THICKNESS AND HINGE DESIGN ENSURE A HIGH WORKING LOAD CAPACITY.**
- **STANDARDISATION IN CONVEYOR DESIGN.**  
**THE CHAIN BELTS HAVE THE SAME THICKNESS AS THE 2251 SERIES BELTS.**
- **EASY INSTALLATION.**  
**NO TABS OR BEVEL.**  
**ALLOWS CHAIN TO BE INSTALLED AND REMOVED QUICKLY.**
- **OPTIMUM PRODUCT STABILITY.**  
**THE TOP PLATE DESIGN AND 1" pitch**  
**ALLOWS FOR A MAXIMUM SUPPORT**  
**AREA AND SMOOTH PRODUCT TRANSFER.**

## **FEATURES:**

**THIS SYSTEM OFFERS A UNIQUE SOLUTION FOR**  
**SIDEFLEXING APPLICATIONS IN PLANTS WITH MODULAR**  
**CONVEYOR BELTS.**



## 2251 M FT HEAVY DUTY SIDEFLEXING FLAT TOP CHAINBELT FOR MAGNETIC SYSTEM

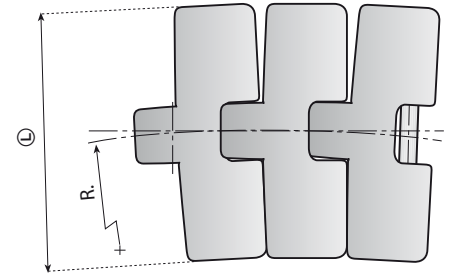


**"NOLU-S" CURVES**  
**ARE STRONGLY RECOMMENDED**  
**WITH THESE CHAINS!**

*On request and for adequate quantities  
 these chains can be produced in:*

XPG	LFG
Extra Performance (special material color Dark Brown/Grey)	Low Friction Acetal Resin (standard material color Dark Grey)

NGG
New Generation



### Applications:

The chainbelt magnetic system with closed top plates is best suited for conveying glass and PET containers (for example PET bottles with petaloid base).



Page 4 - 5



Pages 298 - 299



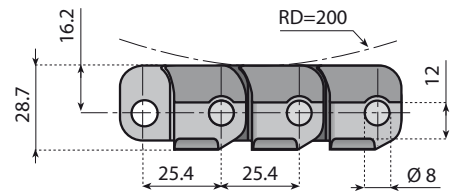
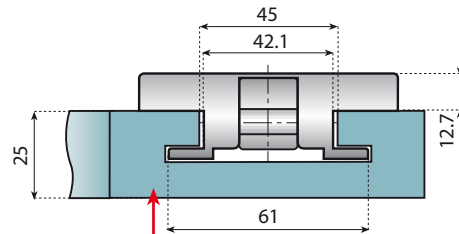
Page 186 - 187



Pages 311 → 315

CHAIN - REF.	CODE	Material	Width L		R min.	SC	Max load capacity N	Weight Kg/m <sup>2</sup>
			mm	inches				
LFG 2251 M K330 FT	<b>11322</b>	<b>LFG</b> Dark Grey	83.8	3 <sup>19</sup> / <sub>64</sub>	500	45	2000	1.90
XPG 2251 M K330 FT	<b>11322XPG</b>	<b>XPG</b> Dark Brown/Grey						
LFG 2251 M K450 FT	<b>11328</b>	<b>LFG</b> Dark Grey	114.3	4 <sup>1</sup> / <sub>2</sub>	500	45	2000	2.19
XPG 2251 M K450 FT	<b>11328XPG</b>	<b>XPG</b> Dark Brown/Grey						

## 2251 TAB FT HEAVY DUTY SIDEFLEXING FLAT TOP CHAINBELT FOR TAB SYSTEM



**STANDARD TRACKS FOR TAB SYSTEM**

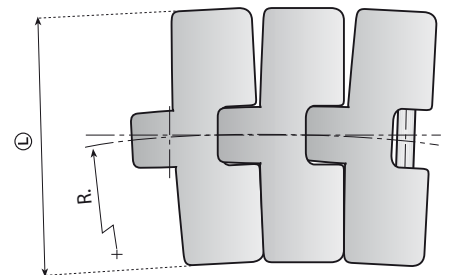
**"NOLU-S" CURVES**

**ARE STRONGLY RECOMMENDED**  
**WITH THESE CHAINS!**

*On request and for adequate quantities  
 these chains can be produced in:*

XPG	LFG
Extra Performance (special material color Dark Brown/Grey)	Low Friction Acetal Resin (standard material color Dark Grey)

NGG
New Generation



### Applications:

The chainbelt with closed top plates is best suited for conveying glass and PET containers (for example PET bottles with petaloid base).



Pages 4 - 5



Pages 298 - 299



Pages 232 + 237



Pages 241 + 243



Pages 311 → 315

CHAIN - REF.	CODE	Material	Width L		R min.	SC	Max load capacity N	Weight Kg/m <sup>2</sup>
			mm	inches				
LFG 2251 TAB K330 FT	<b>11325</b>	<b>LFG</b> Dark Grey	83.8	3 <sup>19</sup> / <sub>64</sub>	500	45	2000	1.75
XPG 2251 TAB K330 FT	<b>11325XPG</b>	<b>XPG</b> Dark Brown/Grey						
LFG 2251 TAB K450 FT	<b>11326</b>	<b>LFG</b> Dark Grey	114.3	4 <sup>1</sup> / <sub>2</sub>	500	45	2000	2.19
XPG 2251 TAB K450 FT	<b>11326XPG</b>	<b>XPG</b> Dark Brown/Grey						

Standard length: 120 pitches (10 ft - 3.048 m)

# PLASTIC MODULAR SIDE FLEX BELT

*Series*

[2351 Standard](#)

[2451 Heavy duty](#)

[2551 Small radius](#)

[2651 Heavy duty - Small radius](#)

*Pages*

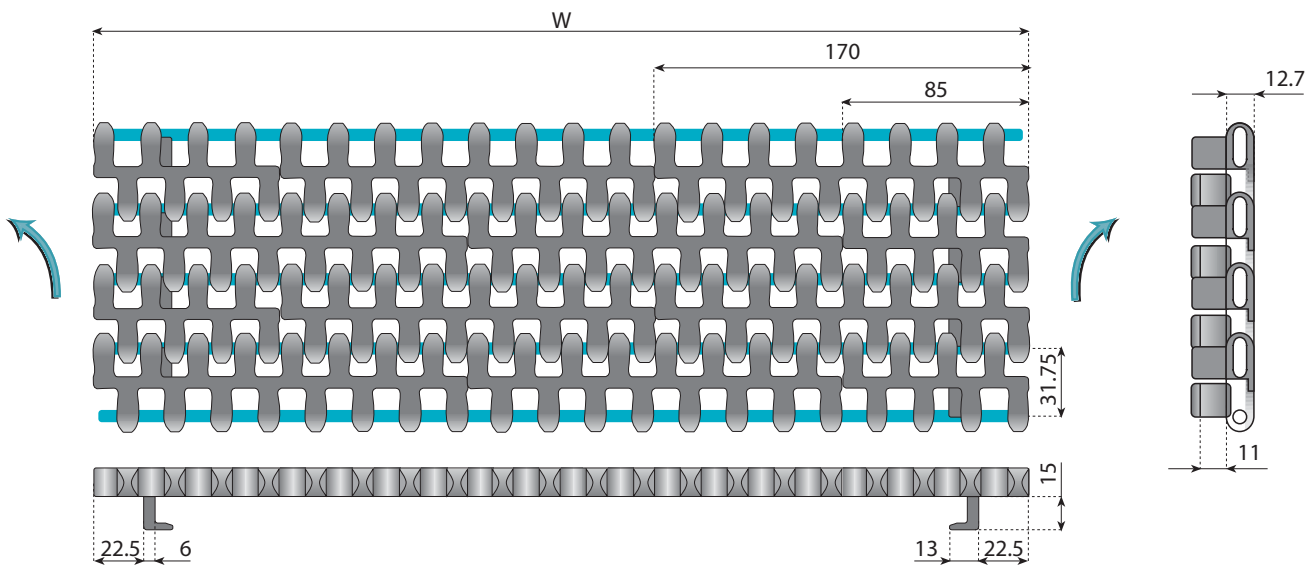
176

177

178

179





**Features:**

- Radius – width ratio min. 1.6
- For left or right L- or U-turns
- Can also be used in S-curves
- Strong design
- Optimum product support
- Easy installation and maintenance
- Version without tabs available on request

**RADIUS  
WIDTH RATIO  
MIN. 1.6 mm**

● ●  
**FOR BELTS AVAILABLE IN "XPG"  
 MATERIAL JUST ADD "XPG"  
 TO PART NUMBER  
 (example "code 27312-XPG")**

XPG	LFG
Extra Performance (special material color Dark Brown/Grey)	Low Friction Acetal Resin (standard material color Dark Grey)



Pages 4 - 5



Pages 300



Page 180



Pages 311 → 315



*On request and for adequate quantities  
 these chains can be produced in:*

NGG
New Generation Light Grey

Width W mm	BELTS REF.	CODE
255	2351-0255-ST2	27312
340	2351-0340-ST2	27313
425	2351-0425-ST2	27314
510	2351-0510-ST2	27315
595	2351-0595-ST2	27316
680	2351-0680-ST2	27317
765	2351-0765-ST2	27318
850	2351-0850-ST2	27319


Side Flex radius minimum mm	Max load capacity		Back flex radius mm	Weight Kg/m <sup>2</sup>
	Straight N/m	Curve N		
408	30.000	2.500	25	8.8
578				
765				
969				
1131				
1326				
1530				
1700				

**Standard length: 96 pitches (10 ft - 3.048 m)**



**Features:**

- Radius – width ratio min. 1.6
- Heavy Duty extra strong design
- For left or right L- or U-turns
- Optimum combination of materials
- Optimum product support
- Easy installation and maintenance



**FOR BELTS AVAILABLE IN "XPG"  
MATERIAL JUST ADD "XPG"  
TO PART NUMBER  
(example "code 27433-XPG")**

XPG	LFG
<b>Extra Performance</b> (special material color Dark Brown/Grey)	<b>Low Friction Acetal Resin</b> (standard material color Dark Grey)



Pages  
[4 - 5](#)



Pages  
[300](#)



Page  
[180](#)



Pages  
[311 → 315](#)

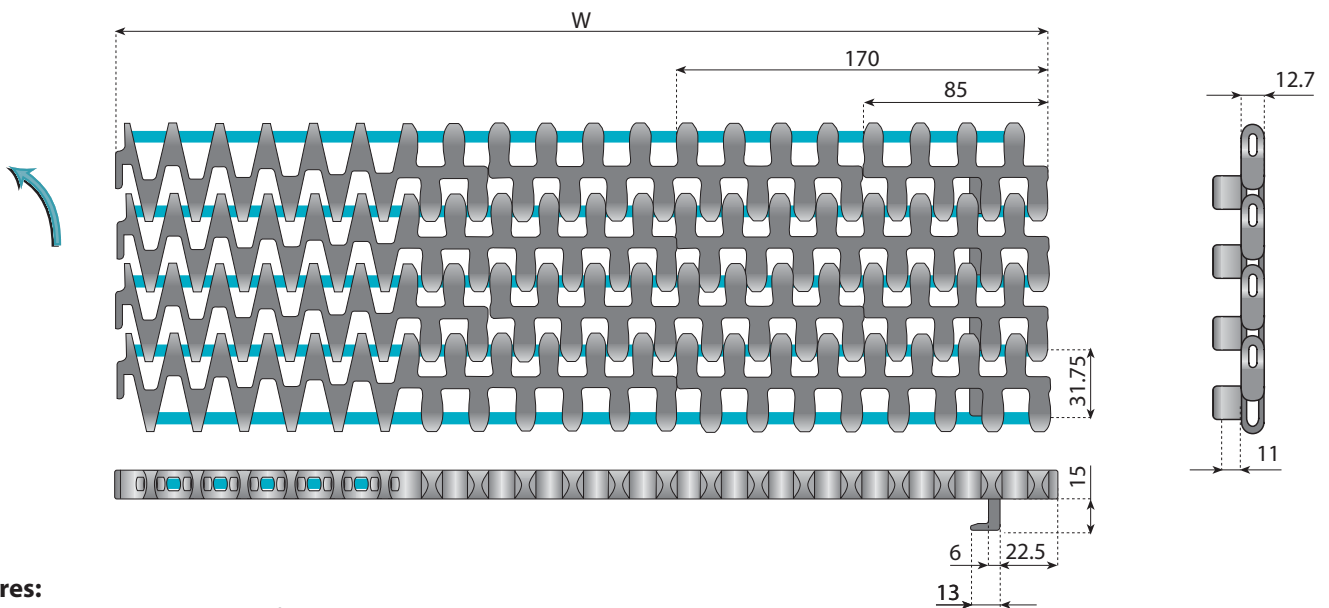
*On request and for adequate quantities  
these chains can be produced in:*

NGG
New Generation Light Grey

Width W mm	BELTS REF.	CODE
-	-	-
340	2451-0340-HDT	<b>27433</b>
425	2451-0425-HDT	<b>27434</b>
510	2451-0510-HDT	<b>27435</b>
595	2451-0595-HDT	<b>27436</b>
680	2451-0680-HDT	<b>27437</b>
765	2451-0765-HDT	<b>27438</b>
850	2451-0850-HDT	<b>27439</b>

Side Flex radius minimum mm	Max load capacity		Back flex radius mm	Weight Kg/m <sup>2</sup>
	Straight N/m	Curve N		
-	30.000	3.500	25	9.8
578				
765				
969				
1131				
1326				
1530				
1700				

**Standard length:** 96 pitches (10 ft - 3.048 m)



**Features:**

- Radius – width ratio min. 1.0 for tight curves
- For left or right L- or U-turns
- Strong design
- Optimum product support
- Easy installation and maintenance



FOR BELTS AVAILABLE IN "XPG"  
MATERIAL JUST ADD "XPG"  
TO PART NUMBER  
(example "code 27543-XPG")

XPG	LFG
Extra Performance (special material color Dark Brown/Grey)	Low Friction Acetal Resin (standard material color Dark Grey)



Pages  
4 - 5




Pages  
300



Page  
180



Pages  
311 → 315



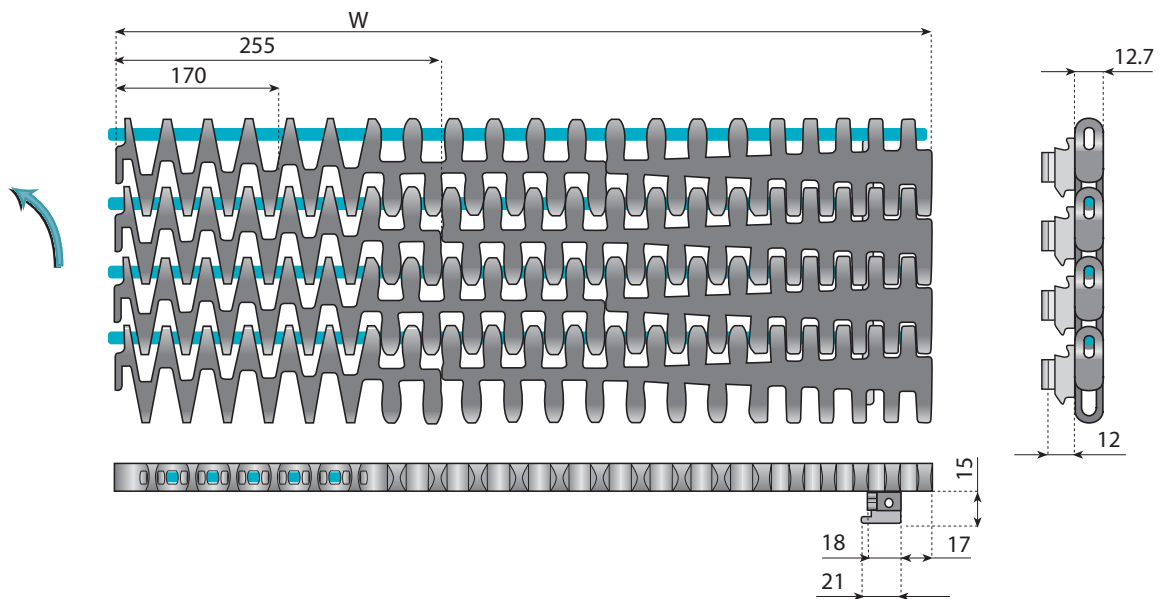
On request and for adequate quantities  
these chains can be produced in:

NGG
New Generation Light Grey

Width W mm	BELTS REF.	CODE
-	-	-
340	2551-0340-SRT	27543
425	2551-0425-SRT	27544
510	2551-0510-SRT	27545
595	2551-0595-SRT	27546
680	2551-0680-SRT	27547
765	2551-0765-SRT	27548
850	2551-0850-SRT	27549

Side Flex radius minimum mm	Max load capacity		Back flex radius mm	Weight Kg/m <sup>2</sup>
	Straight N/m	Curve N		
-	30.000	2.500	25	7.8
340				
425				
561				
655				
782				
918				
1020				

Standard length: 96 pitches (10 ft - 3.048 m)



**Features:**

- Heavy Duty extra strong design
- Radius – width ratio min. 1.0 for tight curves
- For left or right L- or U-turns
- Optimum combination of materials
- Optimum product support
- Easy installation and maintenance



**FOR BELTS AVAILABLE IN "XPG" MATERIAL JUST ADD "XPG" TO PART NUMBER (example "code 27634-XPG")**

**RADIUS - WIDTH RATIO MIN. 1.0**

XPG	LFG
Extra Performance (special material color Dark Brown/Grey)	Low Friction Acetal Resin (standard material color Dark Grey)



Pages 4 - 5



Pages 300



Page 180



Pages 311 → 315

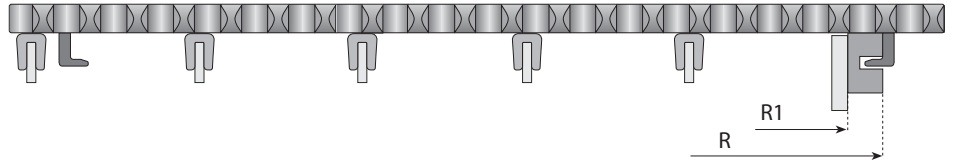
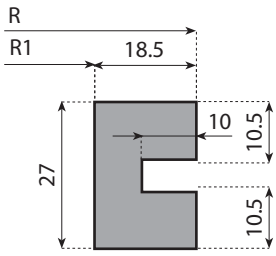
*On request and for adequate quantities these chains can be produced in:*

NGG
New Generation Light Grey

Width W mm	BELTS REF.	CODE
-	-	-
425	2651-0425-HDSRT	<b>27634</b>
510	2651-0510-HDSRT	<b>27635</b>
595	2651-0595-HDSRT	<b>27636</b>
680	2651-0680-HDSRT	<b>27637</b>
765	2651-0765-HDSRT	<b>27638</b>
850	2651-0850-HDSRT	<b>27639</b>

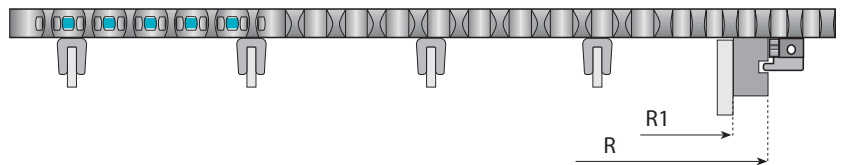
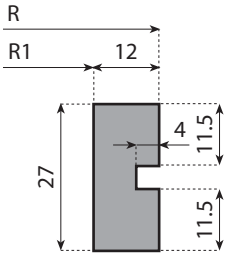
Side Flex radius minimum mm	Max load capacity		Back flex radius mm	Weight Kg/m <sup>2</sup>
	Straight N/m	Curve N		
-	30.000	3.500	25	8.8
510				
612				
714				
816				
918				
1020				

**Standard length:** 96 pitches (10 Ft - 3.048 m)



**Material:** Nolu-SR **Standard length:** 3 meter

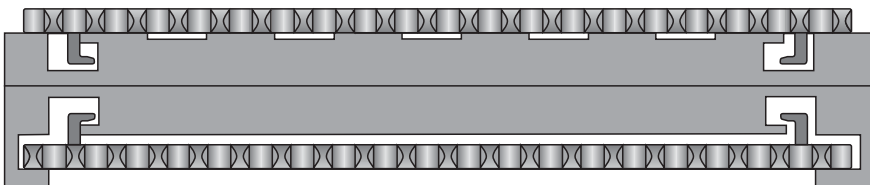
CODE	Belt Width mm	MIN RADIUS FOR 2351		MIN RADIUS FOR 2551	
		R	R1	R	R1
190276	255	634.5	616	-	-
	340	889.5	871	651.5	633
	425	1161.5	1143	821.5	803
	510	1450.5	1432	1042.5	1024
	595	1697.5	1679	1221.5	1203
	680	1977.5	1959	1433.5	1415
	765	2266.5	2248	1654.5	1636
850	2521.5	2503	1841.5	1823	




**Material:** Nolu-SR **Standard length:** 3 meter

CODE	Belt Width mm	MIN RADIUS FOR 2451		MIN RADIUS FOR 2651	
		R	R1	R	R1
190277	340	883	871	-	-
	425	1155	1143	815	803
	510	1444	1432	1036	1024
	595	1691	1679	1215	1203
	680	1971	1959	1427	1415
	765	2260	2248	1648	1636
	850	2515	2503	1835	1823

On request we can also supply complete compact curves according to your specifications.  
See example drawing.



**DUAL MAGNETIC  
CORNER TRACKS**




## DUAL MAGNETIC CORNER TRACKS

### CHARACTERISTICS

The Dual Magnetic System Curves are a new development, made under license, as per patented Magnetic Curve System. The Dual Magnetic System Curves are used in conjunction with stainless steel or plastic chains.

The chains are retained in the system by the magnetic field created by the magnets that are located into the curve.

The Dual Magnetic System chains and curves, compared to the older tab or bevel system, offer the user greater flexibility and improved efficiency as the design allows for easy removal of the chains from the curve - for cleaning and maintenance purposes. In this way, magnetic corner tracks contribute to TPM (Total Productive Maintenance) programs.



### ADVANTAGES

Steel and Plastic chains can be used in the same curves which means simpler conveyor construction, reduced inventories and ultimately lower costs.

Stainless Steel sideflexing magnetic retained chain has the same hinge width as the 815 series straight running chain and therefore uses the identical sprockets to the 815 series

#### Easier maintenance construction

Magnetic retained chains do not incorporate the use of tab or bevel shoes, which allows the chain to be removed from the curve, without dismantling the chain. Maintenance is therefore quicker and simpler, which reduces downtime.


### NEW MAGNETIC SYSTEM WITH METAL STRIP: "EXTRA" CURVES


System Plast has recently developed a new magnetic corner retention system for dry-running applications.

The system, which is patent pending, sets new performance standards in magnet curve technology due to the inclusion of a unique metal strip mounted in the inside bearing face of the top section. This area is constantly under load due to the pressure/speed factor.

Main advantages:

- Extreme dissipation of heat significantly reduces wear.
- Under test conditions, lowest noise decibel levels were recorded.
- "Extra" curves are strongly recommended with plastic chains only!





### MATERIAL

The standard upper section of the Dual Magnetic System curve is produced from 1200 grade UHMW-PE (ultra high molecular weight polyethylene) with the molecular weight exceeding 7.3 million g/mol., which ensures optimum wear life.

The standard colour is waterblue, but it is also available in different colours subject to minimum order quantity. The upper part of the Dual Magnetic System is available, on request, for special high speed or extremely abrasive applications.

The return track is available in standard regenerated 1000 grade UHMW-PE with a ultra high molecular polyethylene weight exceeding 4 million g/mol.

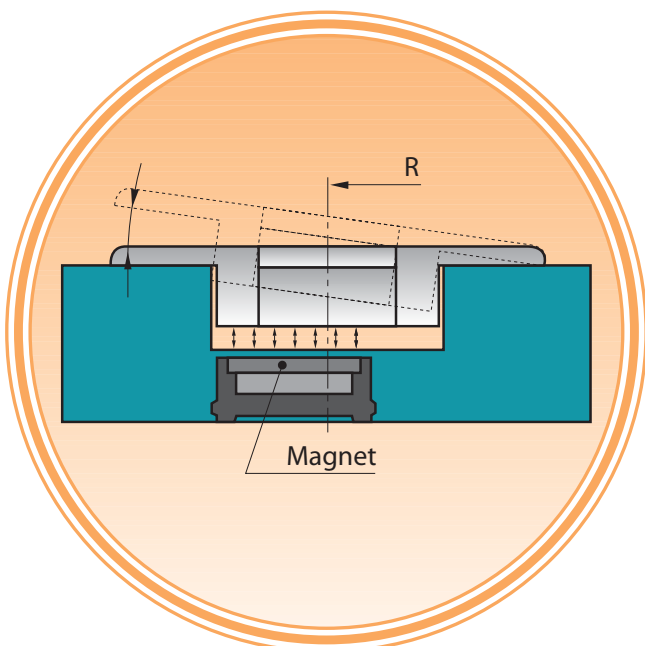
This ensures a cost saving advantage for the end - user, as the wear on the return track is normally less significant than the top section. Full materials are anhydrous which prevents curve swelling and distortion when exposed to water or moisture for lubrication purposes.

- Nolu-s material is now available! It is strongly recommended for plastic chains.

### MAGNETIC PACKS

System Plast has developed special magnetic packs for the Dual Magnetic System curves.

These unique magnet holders are located into slots machined in the upper section of the curve.



### DESIGN AND FUNCTIONALITY

Dual Magnetic System curves have the magnets positioned on the outside of the centre line radius of each track which results in a more effective magnetic field through the curve. The positioning of the magnets in the Dual Magnetic System does not increase the chain load or friction, unlike other similar systems.

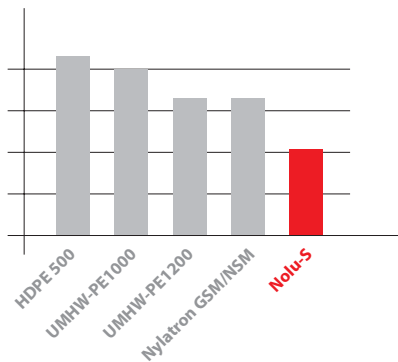

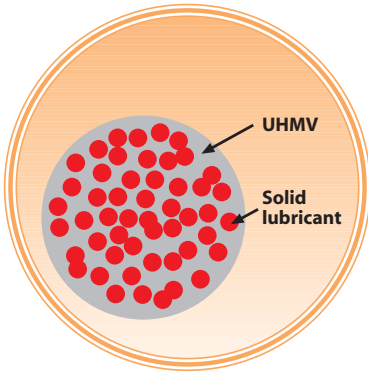
## WHAT IS NOLU-S ?

Nolu-S material is a unique compound of UHMW and a solid lubricant.  
 Reduces drastically the coefficient of friction, maintaining the characteristics of UHMW.  
 Nolu-S has a better thermal conductivity compared with UHMW.

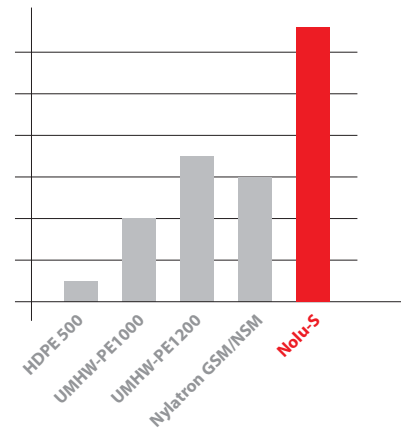
## WHY USE NOLU-S ?

### BENEFITS AND FEATURES

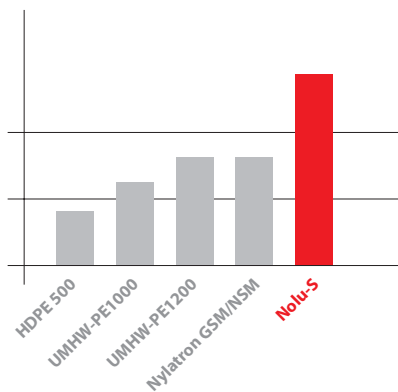
- **Nolu-S** makes very high speeds possible, especially when running dry.
- **Nolu-S** has an extremely low coefficient of friction.
- **Nolu-S** reduces noise and squeaking.
- **Nolu-S** reduces chain pull.
- **Nolu-S** extends the life of the chain.
- **Nolu-S** does not damage and scratch the surface of PET.
- **Nolu-S** reduces the consumption of energy.
- **Nolu-S** is a UHMW-PE1000 with a solid lubricant, FDA approved.



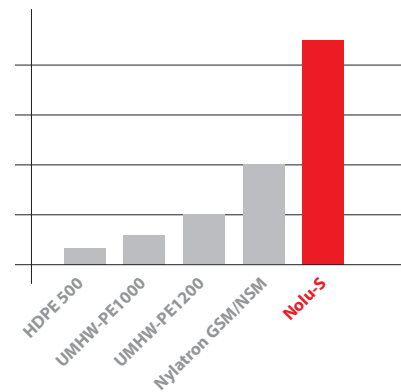
**COEFFICIENT OF FRICTION**  
 AVERAGE COEFFICIENT OF FRICTION



**RELATIVE WEARLIFE**



**MAX. SPEED**  
 MAX. RECOMMENDED SURFACE SPEED (DRY - ACETAL LF CHAIN)



**PV - LIMIT**

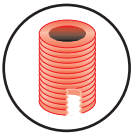
## NOLU-S CHARACTERISTICS

## CALL OUR ENGINEERING EXPERTS

To order the products you have selected, or to get expert advice in choosing the right ones for your application, call our Engineering Department or fax your specifications.

We will be pleased to quote on curves manufactured to your special requirements. This page can be used when extensive modifications or a special design is required.

COMPANY NAME: \_\_\_\_\_  
 ADDRESS: \_\_\_\_\_ CITY: \_\_\_\_\_ STATE/PROVINCE: \_\_\_\_\_ POSTAL CODE: \_\_\_\_\_  
 CONTACT: \_\_\_\_\_ POSITION: \_\_\_\_\_ PHONE: \_\_\_\_\_ FAX: \_\_\_\_\_



### Inserts:

The magnetic corner tracks can be supplied with M8 or M10 brass inserts to your detailed drawing



### Magnetic corner tracks Special Materials

On request magnetic corner tracks for high speed and extremely abrasive applications can be supplied.

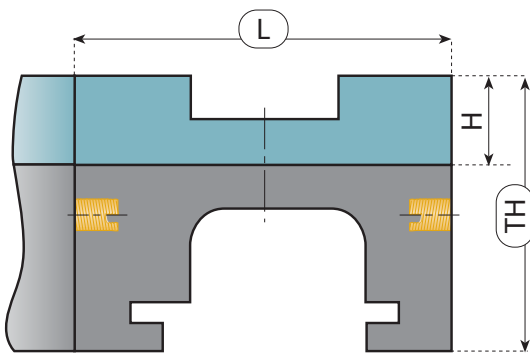


### Magnetic corner tracks Special Dimensions

On request magnetic corner tracks with special dimensions can be produced.

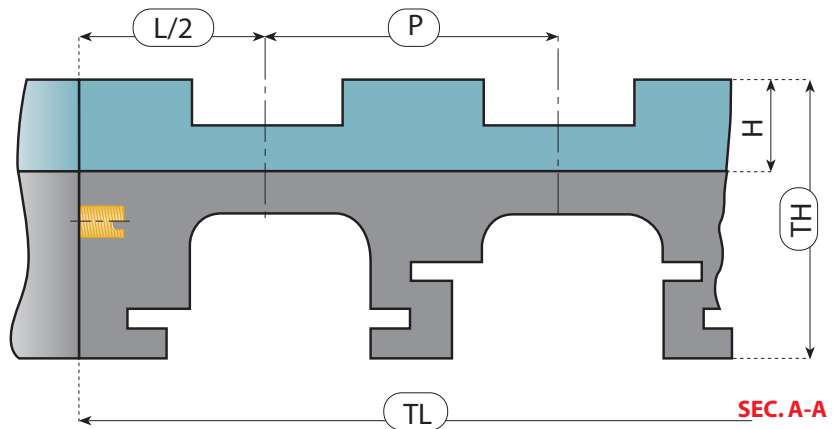


For further information contact our Technical Support Department



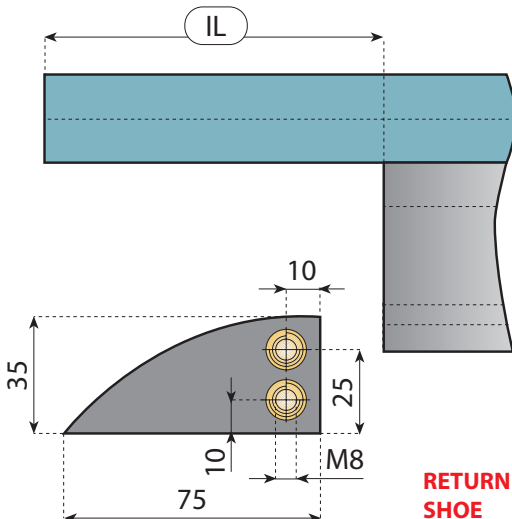
SEC. A-A

ONE TRACK

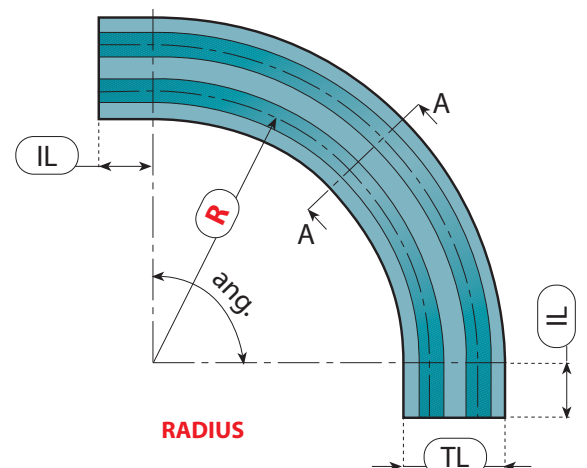


SEC. A-A

MULTI TRACKS

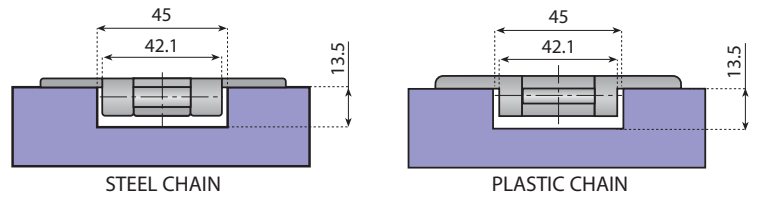



RETURN GUIDE SHOE

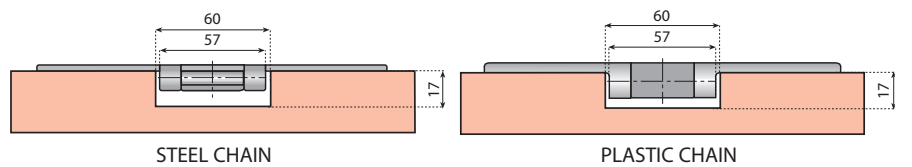


RADIUS

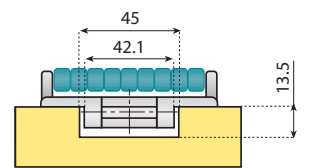

# SELECTION TABLES



For chains series	Radius R (mm)	Pitch P (mm)	Basic Width L (mm)	Total Width TL (mm)	Infeed Length IL (mm)	Top Track Height H (mm)	Total Height TH (mm)	Version Series K	Reference Number	See Page				
<b>For chains with Lg 82.5 mm - K325" and Lg 83.8 mm - K330 Plate Width - Hinge L. 42.1 mm</b>														
879 M - K325 879 M VG - K 325 880 M - K325 881 MO - K325 881 MO - K330	500	85	100	$(PxN^{\circ} \text{ of tracks-1}) + L$	0	27	82-90	K7	KMD.03	A	188			
			110		100		90	K6	KMD.03	B	189			
			111		100		90	K10	KMD.61	B	190			
		89	100		125		82	K4	KMD.05	B	191			
			90		100		82	K1	KMD.01	C	192			
			110		0		82	K2	KMD.02	B	193			
	590	180	100		82-90		K3	KMD.04	A	194				
		680	-		100		82	K5B	KMD.06	B	195			
	750	85	111		82-90		K5A	KMD.07	B	196				
		90	110		90		K8	KMD.08	B	197				
	860	-	100		82		K42	KMD.11	B	198				
		1000	85		111		90	K9	KMD.62	B	199			
	879 M - K450 880 M - K450 881 M - K450	500	120		129		$(PxN^{\circ} \text{ of tracks-1}) + L$	125	27	90	K21A	KMD.21	C	201
		610	117		129		$(PxN^{\circ} \text{ of tracks-1}) + L$	0	27	90	K22A	KMD.22	C	202
<b>For chains with Lg 114.3 mm - K450" Plate Width - Hinge L. 42.1 mm</b>														
880 M - K750 881 M - K750	500	192	214	$(PxN^{\circ} \text{ of tracks-1}) + L$	0	27	90	K60	KMD.38	A	204			
	610	196			125		90	K61	KMD.31	C	205			
	750	-			0		82	K62	KMD.37	A	206			
	860	-			0		82	K66	KMD.32	A	206			
	1000	-			0		82	K65	KMD.33	A	206			



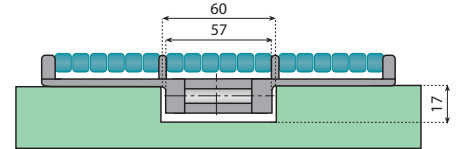

For chains series	Radius R (mm)	Pitch P (mm)	Basic Width L (mm)	Total Width TL (mm)	Infeed Length IL (mm)	Top Track Height H (mm)	Total Height TH (mm)	Version Series K	Reference Number	See Page	
<b>For chains with Lg 190.5 mm - K750" Plate Width - Hinge L. 57 mm</b>											
882 M - K750 882 M VG - K750 8857 M - K750	610	195	200	$(PxN^{\circ} \text{ of tracks-1}) + L$	100	32	95	K81*	KMD.40	B	207
	750		0		87/95		K85	KMD.42	B	208	
	860		100		87/95		K86	KMD.41	A	209	
	1000		100		87/95		K80	KMD.39	B	210	
<b>For chains with Lg 254 mm - K1000" Plate Width - Hinge L. 57 mm</b>											
882 M - K1000 882 M VG - K1000	860	-	270	$(PxN^{\circ} \text{ of tracks-1}) + L$	0	32	95	K93	KMD.48	A	211
	1000		95		K94		KMD.49	A	211		
<b>For chains with Lg 304.8 mm - K1200" Plate Width - Hinge L. 57 mm</b>											
882 M - K1200 882 M VG - K1200	860	-	320	-	0	32	95	K97	KMD.52	A	212
	1000		95		K98		KMD.53	A	212		



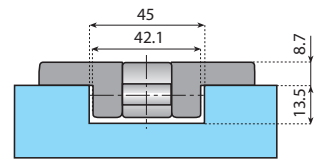
For chains series	Radius R (mm)	Pitch P (mm)	Basic Width L (mm)	Total Width TL (mm)	Infeed Length IL (mm)	Top Track Height H (mm)	Total Height TH (mm)	Version Series K	Reference Number	See Page	
<b>For LBP chains with Lg 82.5 mm - K325" Plate Width - Hinge L. 42.1 mm</b>											
LBP 879 M - K325	500	85	100	$(PxN^{\circ} \text{ of tracks-1}) + L$	0	27	102	LBP68C	KMD.68	A	213

\* Only for plastic chains

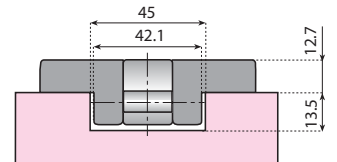
# SELECTION TABLES



For chains series	Radius R (mm)	Pitch P (mm)	Basic Width L (mm)	Total Width TL (mm)	Infeed Length IL (mm)	Top Track Height H (mm)	Total Height TH (mm)	Version Series K	Reference Number	See Page
<b>For LBP chains with Lg 190.5 mm - K750" Plate Width - Hinge L. 57 mm</b>										
LBP882 M - K750	860	200	214	(PxN° of tracks-1) + L	0	32	95	LBP86C	KMD.71 _____ AC	214
<b>For LBP chains with Lg 254 mm - K1000" Plate Width - Hinge L. 57 mm</b>										
LBP 882 M - K1000	860	-	270	(PxN° of tracks-1) + L	0	32	95	LBP93C	KMD.78 _____ AC	215
	1000							LBP94C	KMD.79 _____ AC	215
<b>For LBP chains with Lg 304.8 mm - K1200" Plate Width - Hinge L. 57 mm</b>										
LBP 882 M - K1200	860	-	320	-	0	32	95	LBP97C	KMD.82 _____ AC	216
	1000							LBP98C	KMD.83 _____ AC	216



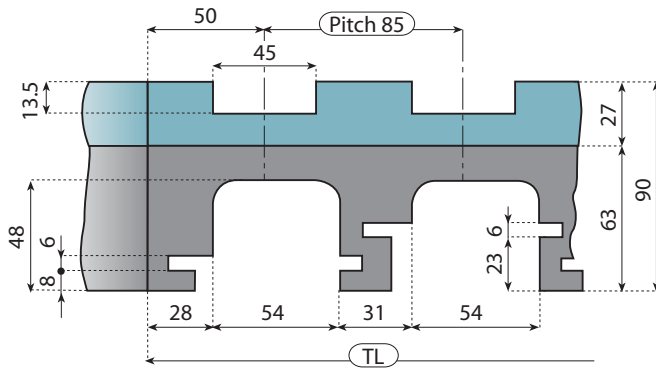
For chains series	Radius R (mm)	Pitch P (mm)	Basic Width L (mm)	Total Width TL (mm)	Infeed Length IL (mm)	Top Track Height H (mm)	Total Height TH (mm)	Version Series K	Reference Number	See Page
<b>For chainbelts with Lg 83.8 mm - K330" Plate Width - Hinge L. 42.1 mm - Plate Height 8.7 mm</b>										
2250 M - K330 FT 2250 M - K330 FG 2260 M - K330 FT	500 750 1000	85	100	(PxN° of tracks-1) + L	0	27	90	KB7	KMD.90 _____ A	217
			111		100			KB6	KMD.91 _____ B	218
			100		0			KB4	KMD.92 _____ B	219
					100			KB8	KMD.93 _____ B	220
					0			KB5D	KMD.96 _____ A	221
<b>For chainbelts with Lg 114.3 mm - K450" Plate Width - Hinge L. 42.1 mm - Plate Height 8.7 mm</b>										
2250 M - K450 FT	500 610	117	129	(PxN° of tracks-1) + L	100	27	90	KB22 KB27	KMD.54 _____ B KMD.56 _____ B	222 223



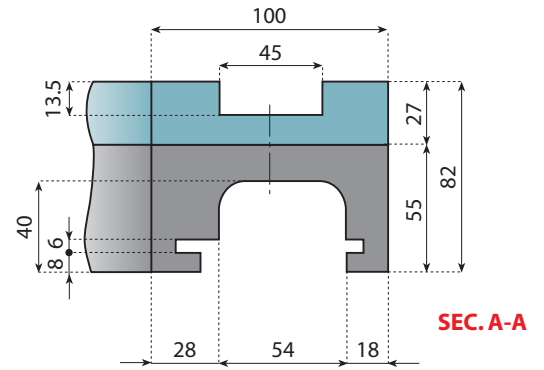
For chains series	Radius R (mm)	Pitch P (mm)	Basic Width L (mm)	Total Width TL (mm)	Infeed Length IL (mm)	Top Track Height H (mm)	Total Height TH (mm)	Version Series K	Reference Number	See Page
<b>For chainbelts with Lg 83.8 mm - K330" Plate Width - Hinge L. 42.1 mm - Plate Height 12.7 mm</b>										
2251 M - K330 FT 2251 M - K330 FG	500 750 1000	85	100	(PxN° of tracks-1) + L	0	27	90	KC7	KMD.84 _____ A	224
			111		100			KC6	KMD.85 _____ B	225
			100		0			KC4	KMD.86 _____ B	226
					100			KC8	KMD.87 _____ B	227
					0			KC5D	KMD.97 _____ A	228
<b>For chainbelts with Lg 114.3 mm - K450" Plate Width - Hinge L. 42.1 mm - Plate Height 12.7 mm</b>										
2251 M - K450 FT	500 610	117	129	(PxN° of tracks-1) + L	100	27	90	KC22 KC27	KMD.64 _____ B KMD.66 _____ B	229 230

## Explanation of curve reference (Example ordering information)

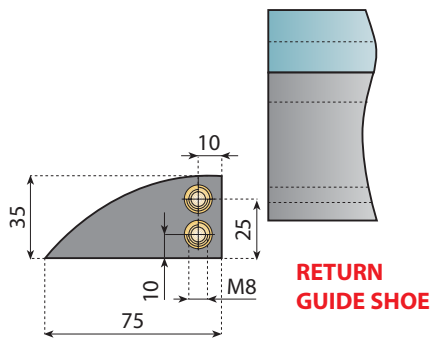
**KMD (FL)** • **02** • **90** • **03** • **B**



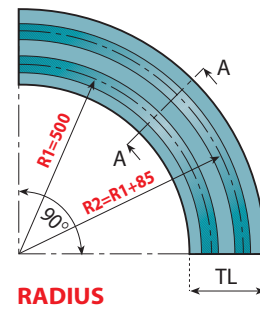
**MULTI TRACKS**



**ONE TRACK**



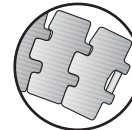
**RETURN GUIDE SHOE**



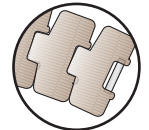
**RADIUS**

**NOW AVAILABLE IN**  
**"NOLU-S"**  
**MATERIAL !**

For further information see page 184



For (stainless) steel magnetic chains, type: 881 M - 881 MO



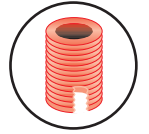
For plastic magnetic chains, type: 879 M - 880 M



**Magnetic corner tracks Special Materials**  
 On request magnetic corner tracks for high speed and extremely abrasive applications can be supplied.



**Magnetic corner tracks Special Dimensions**  
 On request magnetic corner tracks with special dimensions can be produced.

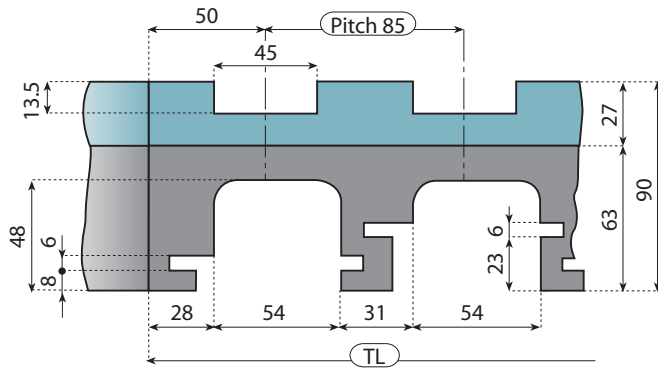


**Inserts:**  
 The magnetic corner tracks can be supplied with M8 or M10 brass inserts to your detailed drawing

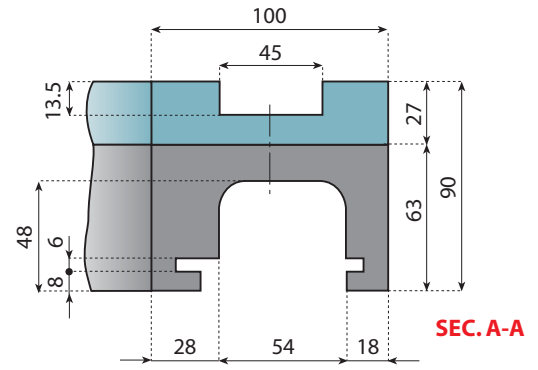
**MATERIAL** Pages 182 → 184

For magnetic chains type see pages 22 - 23 - 39 - 57

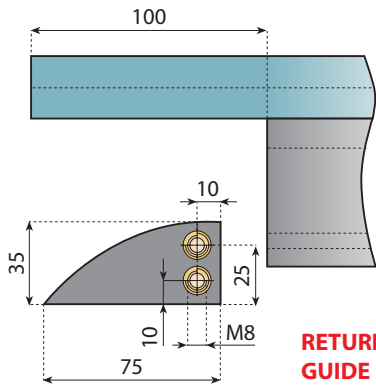
Tracks	Total Width TL mm	15°	30°	45°	60°	75°	90°
1	100	KMD.03.15.01.A	KMD.03.30.01.A	KMD.03.45.01.A	KMD.03.60.01.A	KMD.03.75.01.A	KMD.03.90.01.A
2	185	KMD.03.15.02.A	KMD.03.30.02.A	KMD.03.45.02.A	KMD.03.60.02.A	KMD.03.75.02.A	KMD.03.90.02.A
3	270	KMD.03.15.03.A	KMD.03.30.03.A	KMD.03.45.03.A	KMD.03.60.03.A	KMD.03.75.03.A	KMD.03.90.03.A
4	355	KMD.03.15.04.A	KMD.03.30.04.A	KMD.03.45.04.A	KMD.03.60.04.A	KMD.03.75.04.A	KMD.03.90.04.A
5	440	KMD.03.15.05.A	KMD.03.30.05.A	KMD.03.45.05.A	KMD.03.60.05.A	KMD.03.75.05.A	KMD.03.90.05.A
6	525	KMD.03.15.06.A	KMD.03.30.06.A	KMD.03.45.06.A	KMD.03.60.06.A	KMD.03.75.06.A	KMD.03.90.06.A
7	610	KMD.03.15.07.A	KMD.03.30.07.A	KMD.03.45.07.A	KMD.03.60.07.A	KMD.03.75.07.A	KMD.03.90.07.A
8	695	KMD.03.15.08.A	KMD.03.30.08.A	KMD.03.45.08.A	KMD.03.60.08.A	KMD.03.75.08.A	KMD.03.90.08.A



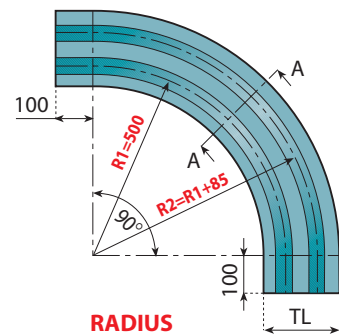
MULTI TRACKS



ONE TRACK



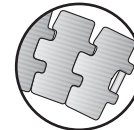
RETURN GUIDE SHOE



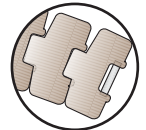
RADIUS

Now available in  
"NOLU-S"  
MATERIAL!

For further information see page 184



For (stainless) steel magnetic chains, type: 881 M - 881 MO



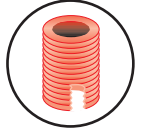
For plastic magnetic chains, type: 879 M - 880 M



**Magnetic corner tracks Special Materials**  
On request magnetic corner tracks for high speed and extremely abrasive applications can be supplied.



**Magnetic corner tracks Special Dimensions**  
On request magnetic corner tracks with special dimensions can be produced.



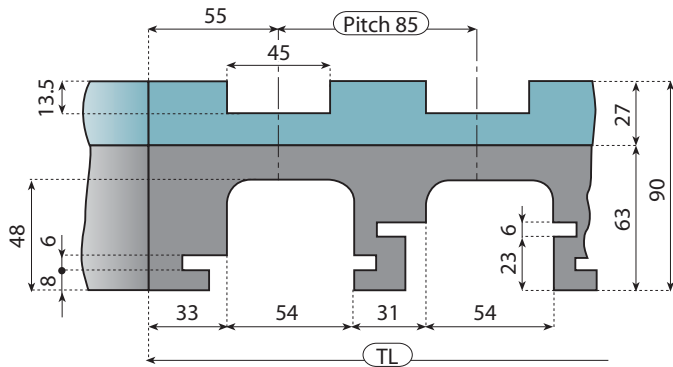
**Inserts:**  
The magnetic corner tracks can be supplied with M8 or M10 brass inserts to your detailed drawing

**MATERIAL** Pages 182 → 184

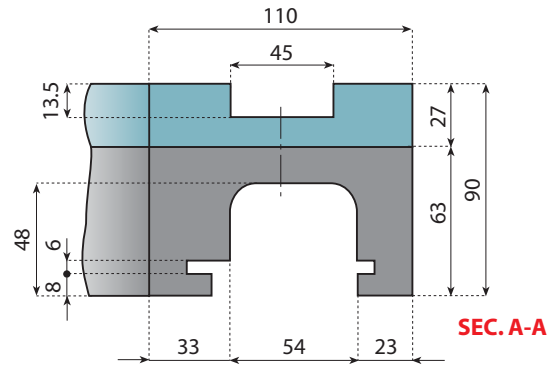
**MATERIAL** For magnetic chains type see pages 22 - 23 - 39 - 57

Tracks	Total Width TL mm	15°	30°	45°	60°	75°	90°
1	100	KMD.03.15.01.B	KMD.03.30.01.B	KMD.03.45.01.B	KMD.03.60.01.B	KMD.03.75.01.B	KMD.03.90.01.B *
2	185	KMD.03.15.02.B	KMD.03.30.02.B	KMD.03.45.02.B	KMD.03.60.02.B	KMD.03.75.02.B	KMD.03.90.02.B
3	270	KMD.03.15.03.B	KMD.03.30.03.B	KMD.03.45.03.B	KMD.03.60.03.B	KMD.03.75.03.B	KMD.03.90.03.B
4	355	KMD.03.15.04.B	KMD.03.30.04.B	KMD.03.45.04.B	KMD.03.60.04.B	KMD.03.75.04.B	KMD.03.90.04.B
5	440	KMD.03.15.05.B	KMD.03.30.05.B	KMD.03.45.05.B	KMD.03.60.05.B	KMD.03.75.05.B	KMD.03.90.05.B
6	525	KMD.03.15.06.B	KMD.03.30.06.B	KMD.03.45.06.B	KMD.03.60.06.B	KMD.03.75.06.B	KMD.03.90.06.B
7	610	KMD.03.15.07.B	KMD.03.30.07.B	KMD.03.45.07.B	KMD.03.60.07.B	KMD.03.75.07.B	KMD.03.90.07.B
8	695	KMD.03.15.08.B	KMD.03.30.08.B	KMD.03.45.08.B	KMD.03.60.08.B	KMD.03.75.08.B	KMD.03.90.08.B

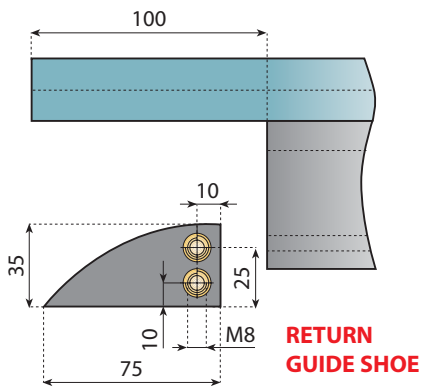
\* These curves are now available ex stock in Nolu-S material, part number KMD.03.90.01.B-NS



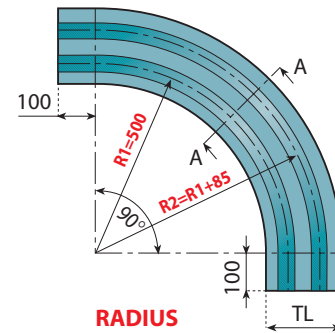
MULTI TRACKS



ONE TRACK



RETURN GUIDE SHOE



RADIUS

Now available in

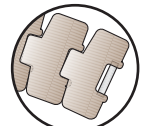
"NOLU-S"

MATERIAL!

For further information see page 184



For (stainless) steel magnetic chains, type: 881 M - 881 MO



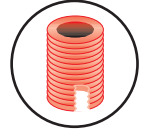
For plastic magnetic chains, type: 879 M - 880 M



**Magnetic corner tracks Special Materials**  
On request magnetic corner tracks for high speed and extremely abrasive applications can be supplied.



**Magnetic corner tracks Special Dimensions**  
On request magnetic corner tracks with special dimensions can be produced.



**Inserts:**  
The magnetic corner tracks can be supplied with M8 or M10 brass inserts to your detailed drawing

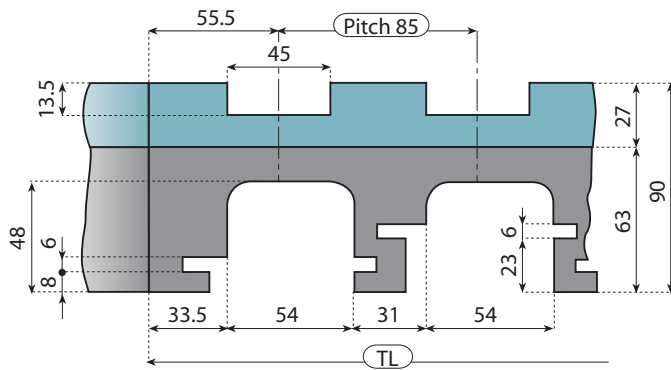


Pages 182 - 184

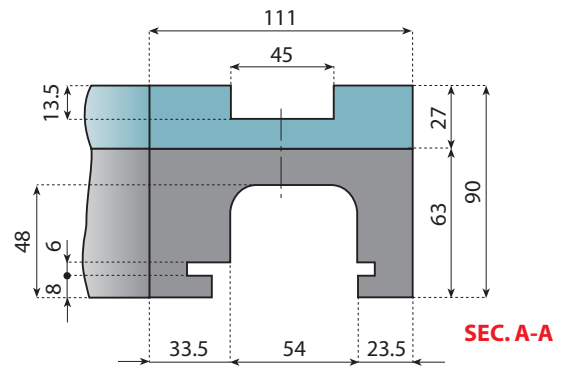


For magnetic chains type see pages 22 - 23 - 39 - 57

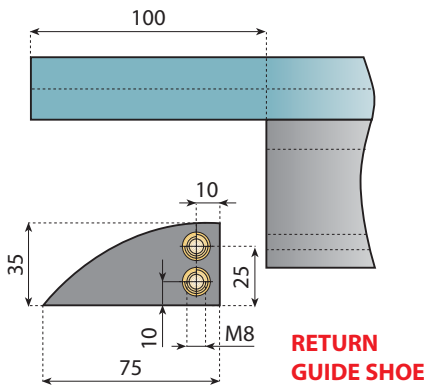
Tracks	Total Width TL mm	15°	30°	45°	60°	75°	90°
1	110	KMD.61.15.01.B	KMD.61.30.01.B	KMD.61.45.01.B	KMD.61.60.01.B	KMD.61.75.01.B	KMD.61.90.01.B
2	195	KMD.61.15.02.B	KMD.61.30.02.B	KMD.61.45.02.B	KMD.61.60.02.B	KMD.61.75.02.B	KMD.61.90.02.B
3	280	KMD.61.15.03.B	KMD.61.30.03.B	KMD.61.45.03.B	KMD.61.60.03.B	KMD.61.75.03.B	KMD.61.90.03.B
4	365	KMD.61.15.04.B	KMD.61.30.04.B	KMD.61.45.04.B	KMD.61.60.04.B	KMD.61.75.04.B	KMD.61.90.04.B
5	450	KMD.61.15.05.B	KMD.61.30.05.B	KMD.61.45.05.B	KMD.61.60.05.B	KMD.61.75.05.B	KMD.61.90.05.B
6	535	KMD.61.15.06.B	KMD.61.30.06.B	KMD.61.45.06.B	KMD.61.60.06.B	KMD.61.75.06.B	KMD.61.90.06.B
7	620	KMD.61.15.07.B	KMD.61.30.07.B	KMD.61.45.07.B	KMD.61.60.07.B	KMD.61.75.07.B	KMD.61.90.07.B
8	705	KMD.61.15.08.B	KMD.61.30.08.B	KMD.61.45.08.B	KMD.61.60.08.B	KMD.61.75.08.B	KMD.61.90.08.B



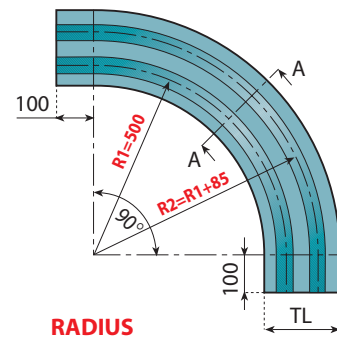
**MULTI TRACKS**



**ONE TRACK**



**RETURN GUIDE SHOE**



**RADIUS**

Now available in

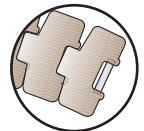
**"NOLU-S"**

**MATERIAL !**

For further information see page 184



For (stainless) steel magnetic chains, type: 881 M - 881 MO



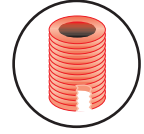
For plastic magnetic chains, type: 879 M - 880 M



**Magnetic corner tracks Special Materials**  
On request magnetic corner tracks for high speed and extremely abrasive applications can be supplied.



**Magnetic corner tracks Special Dimensions**  
On request magnetic corner tracks with special dimensions can be produced.



**Inserts:**  
The magnetic corner tracks can be supplied with M8 or M10 brass inserts to your detailed drawing

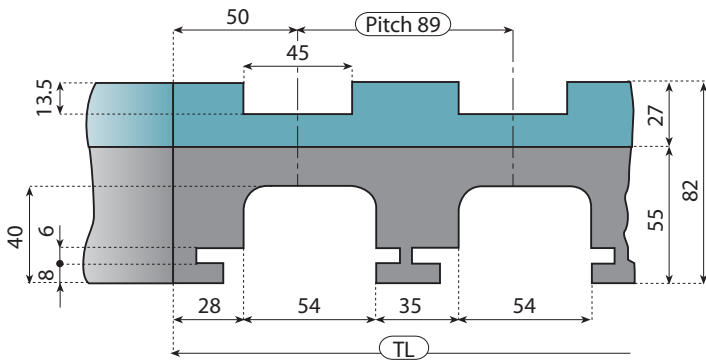


Pages 182 → 184

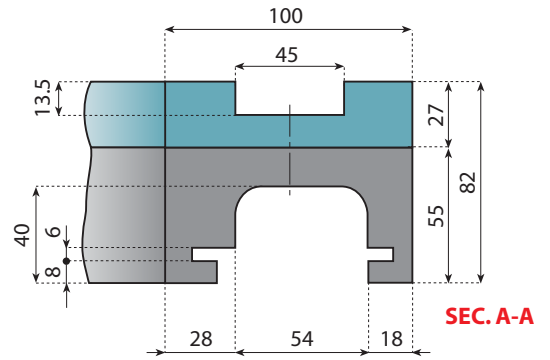


For magnetic chains type see pages 22 - 23 - 39 - 57

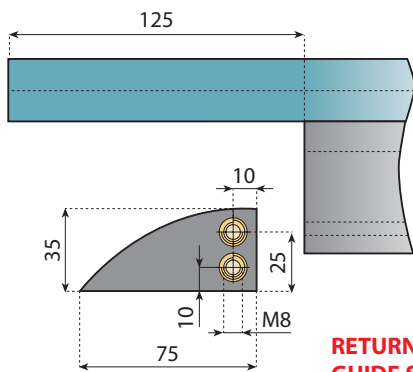
Tracks	Total Width TL mm	15°	30°	45°	60°	75°	90°
1	111	KMD.05.15.01.B	KMD.05.30.01.B	KMD.05.45.01.B	KMD.05.60.01.B	KMD.05.75.01.B	KMD.05.90.01.B
2	196	KMD.05.15.02.B	KMD.05.30.02.B	KMD.05.45.02.B	KMD.05.60.02.B	KMD.05.75.02.B	KMD.05.90.02.B
3	281	KMD.05.15.03.B	KMD.05.30.03.B	KMD.05.45.03.B	KMD.05.60.03.B	KMD.05.75.03.B	KMD.05.90.03.B
4	366	KMD.05.15.04.B	KMD.05.30.04.B	KMD.05.45.04.B	KMD.05.60.04.B	KMD.05.75.04.B	KMD.05.90.04.B
5	451	KMD.05.15.05.B	KMD.05.30.05.B	KMD.05.45.05.B	KMD.05.60.05.B	KMD.05.75.05.B	KMD.05.90.05.B
6	536	KMD.05.15.06.B	KMD.05.30.06.B	KMD.05.45.06.B	KMD.05.60.06.B	KMD.05.75.06.B	KMD.05.90.06.B
7	621	KMD.05.15.07.B	KMD.05.30.07.B	KMD.05.45.07.B	KMD.05.60.07.B	KMD.05.75.07.B	KMD.05.90.07.B
8	706	KMD.05.15.08.B	KMD.05.30.08.B	KMD.05.45.08.B	KMD.05.60.08.B	KMD.05.75.08.B	KMD.05.90.08.B



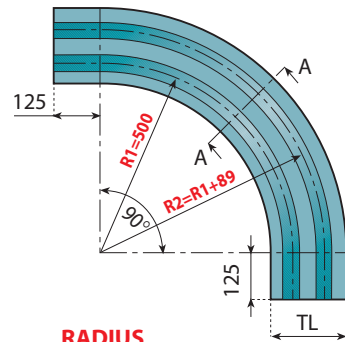
**MULTI TRACKS**



**ONE TRACK**



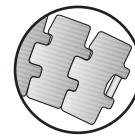
**RETURN GUIDE SHOE**



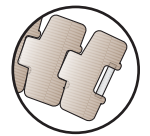
**RADIUS**

Now available in  
**"NOLU-S"**  
 MATERIAL!

For further information see page 184



For (stainless) steel magnetic chains, type: 881 M - 881 MO



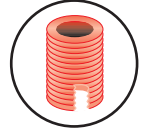
For plastic magnetic chains, type: 879 M - 880 M



**Magnetic corner tracks Special Materials**  
 On request magnetic corner tracks for high speed and extremely abrasive applications can be supplied.



**Magnetic corner tracks Special Dimensions**  
 On request magnetic corner tracks with special dimensions can be produced.



**Inserts:**  
 The magnetic corner tracks can be supplied with M8 or M10 brass inserts to your detailed drawing

• More tracks and different angles available on request.

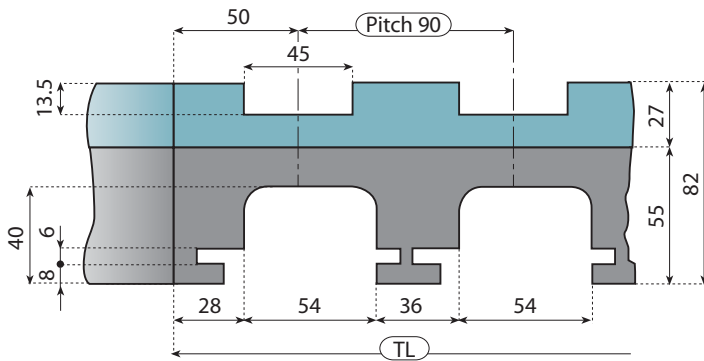


Pages 182 → 184

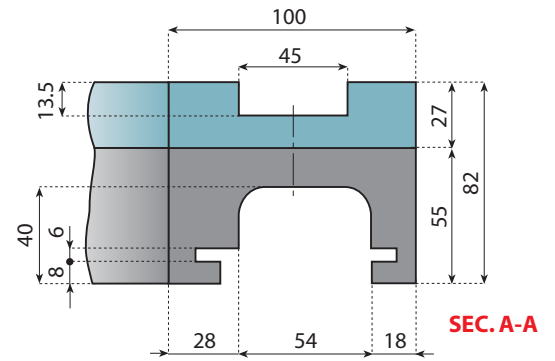


For magnetic chains type see pages 22 - 23 - 39 - 57

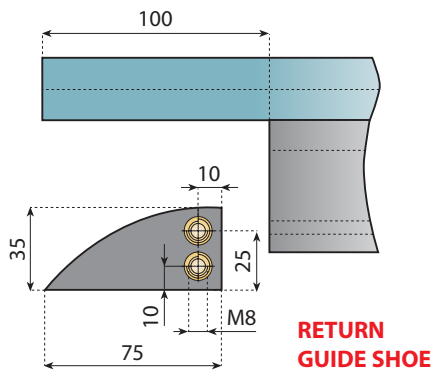
Tracks	Total Width TL mm	15°	30°	45°	60°	75°	90°
1	100	KMD.01.15.01.C	KMD.01.30.01.C	KMD.01.45.01.C	KMD.01.60.01.C	KMD.01.75.01.C	KMD.01.90.01.C
2	189	KMD.01.15.02.C	KMD.01.30.02.C	KMD.01.45.02.C	KMD.01.60.02.C	KMD.01.75.02.C	KMD.01.90.02.C
3	278	KMD.01.15.03.C	KMD.01.30.03.C	KMD.01.45.03.C	KMD.01.60.03.C	KMD.01.75.03.C	KMD.01.90.03.C
4	367	KMD.01.15.04.C	KMD.01.30.04.C	KMD.01.45.04.C	KMD.01.60.04.C	KMD.01.75.04.C	KMD.01.90.04.C
5	456	KMD.01.15.05.C	KMD.01.30.05.C	KMD.01.45.05.C	KMD.01.60.05.C	KMD.01.75.05.C	KMD.01.90.05.C
6	545	KMD.01.15.06.C	KMD.01.30.06.C	KMD.01.45.06.C	KMD.01.60.06.C	KMD.01.75.06.C	KMD.01.90.06.C
7	634	KMD.01.15.07.C	KMD.01.30.07.C	KMD.01.45.07.C	KMD.01.60.07.C	KMD.01.75.07.C	KMD.01.90.07.C
8	723	KMD.01.15.08.C	KMD.01.30.08.C	KMD.01.45.08.C	KMD.01.60.08.C	KMD.01.75.08.C	KMD.01.90.08.C



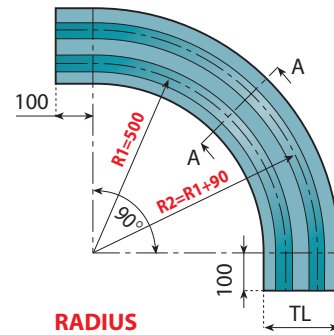
**MULTI TRACKS**



**ONE TRACK**



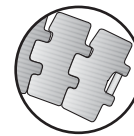
**RETURN GUIDE SHOE**




**RADIUS**

**NOW AVAILABLE IN**  
**"NOLU-S"**  
**MATERIAL !**

For further information see page 184



For (stainless) steel magnetic chains, type: 881 M - 881 MO



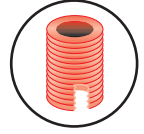
For plastic magnetic chains, type: 879 M - 880 M



**Magnetic corner tracks Special Materials**  
 On request magnetic corner tracks for high speed and extremely abrasive applications can be supplied.



**Magnetic corner tracks Special Dimensions**  
 On request magnetic corner tracks with special dimensions can be produced.



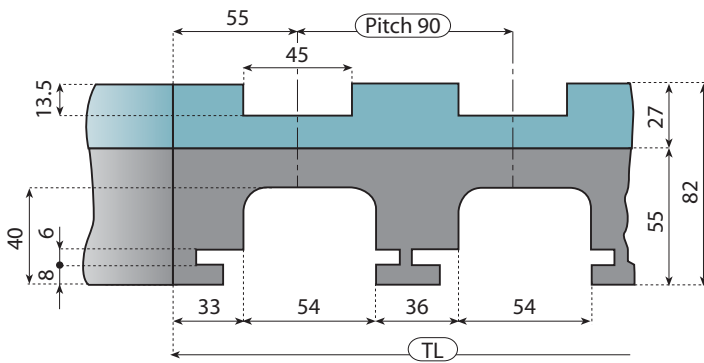
**Inserts:**  
 The magnetic corner tracks can be supplied with M8 or M10 brass inserts to your detailed drawing

• More tracks and different angles available on request.

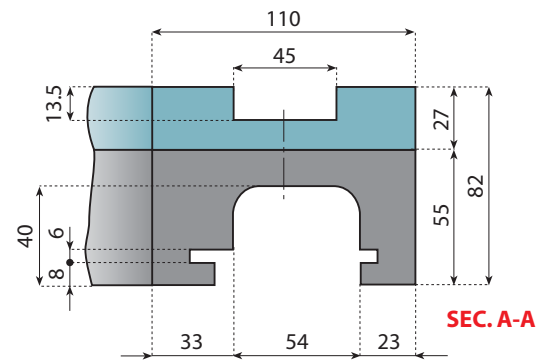
**MATERIAL** Pages 182 → 184

**MATERIAL** For magnetic chains type see pages 22 - 23 - 39 - 57

Tracks	Total Width TL mm	15°	30°	45°	60°	75°	90°
1	100	KMD.02.15.01.B	KMD.02.30.01.B	KMD.02.45.01.B	KMD.02.60.01.B	KMD.02.75.01.B	KMD.02.90.01.B
2	190	KMD.02.15.02.B	KMD.02.30.02.B	KMD.02.45.02.B	KMD.02.60.02.B	KMD.02.75.02.B	KMD.02.90.02.B
3	280	KMD.02.15.03.B	KMD.02.30.03.B	KMD.02.45.03.B	KMD.02.60.03.B	KMD.02.75.03.B	KMD.02.90.03.B
4	370	KMD.02.15.04.B	KMD.02.30.04.B	KMD.02.45.04.B	KMD.02.60.04.B	KMD.02.75.04.B	KMD.02.90.04.B
5	460	KMD.02.15.05.B	KMD.02.30.05.B	KMD.02.45.05.B	KMD.02.60.05.B	KMD.02.75.05.B	KMD.02.90.05.B
6	550	KMD.02.15.06.B	KMD.02.30.06.B	KMD.02.45.06.B	KMD.02.60.06.B	KMD.02.75.06.B	KMD.02.90.06.B
7	640	KMD.02.15.07.B	KMD.02.30.07.B	KMD.02.45.07.B	KMD.02.60.07.B	KMD.02.75.07.B	KMD.02.90.07.B
8	730	KMD.02.15.08.B	KMD.02.30.08.B	KMD.02.45.08.B	KMD.02.60.08.B	KMD.02.75.08.B	KMD.02.90.08.B

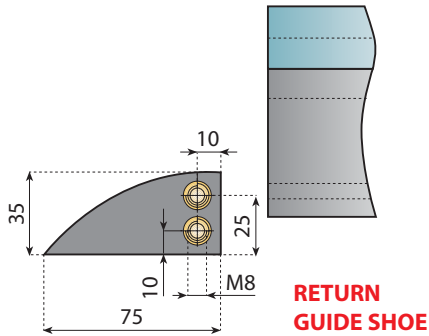


**MULTI TRACKS**

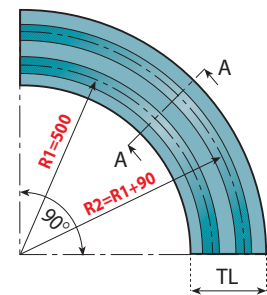


**ONE TRACK**

SEC. A-A



**RETURN GUIDE SHOE**



**RADIUS**

Now available in


"NOLU-S"

MATERIAL!

For further information see page 184



For (stainless) steel magnetic chains, type: 881 M - 881 MO



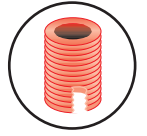
For plastic magnetic chains, type: 879M - 880M



**Magnetic corner tracks Special Materials**  
On request magnetic corner tracks for high speed and extremely abrasive applications can be supplied.



**Magnetic corner tracks Special Dimensions**  
On request magnetic corner tracks with special dimensions can be produced.



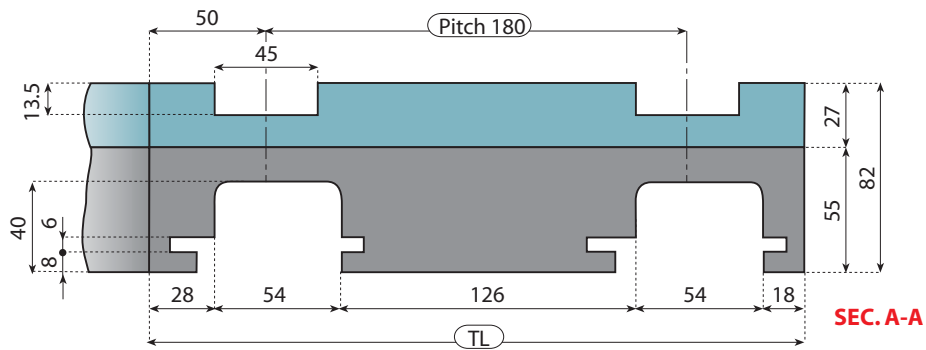
**Inserts:**  
The magnetic corner tracks can be supplied with M8 or M10 brass inserts to your detailed drawing

• More tracks and different angles available on request.

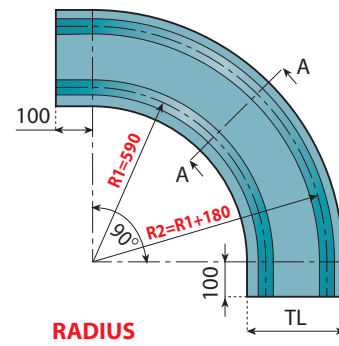
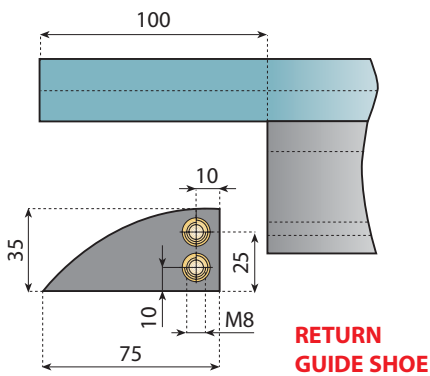
**MATERIAL** Pages 182 → 184

**MATERIAL** For magnetic chains type see pages 22 - 23 - 39 - 57

Tracks	Total Width TL mm	15°	30°	45°	60°	75°	90°
1	110	KMD.04.15.01.A	KMD.04.30.01.A	KMD.04.45.01.A	KMD.04.60.01.A	KMD.04.75.01.A	KMD.04.90.01.A
2	200	KMD.04.15.02.A	KMD.04.30.02.A	KMD.04.45.02.A	KMD.04.60.02.A	KMD.04.75.02.A	KMD.04.90.02.A
3	290	KMD.04.15.03.A	KMD.04.30.03.A	KMD.04.45.03.A	KMD.04.60.03.A	KMD.04.75.03.A	KMD.04.90.03.A
4	380	KMD.04.15.04.A	KMD.04.30.04.A	KMD.04.45.04.A	KMD.04.60.04.A	KMD.04.75.04.A	KMD.04.90.04.A
5	470	KMD.04.15.05.A	KMD.04.30.05.A	KMD.04.45.05.A	KMD.04.60.05.A	KMD.04.75.05.A	KMD.04.90.05.A
6	560	KMD.04.15.06.A	KMD.04.30.06.A	KMD.04.45.06.A	KMD.04.60.06.A	KMD.04.75.06.A	KMD.04.90.06.A
7	650	KMD.04.15.07.A	KMD.04.30.07.A	KMD.04.45.07.A	KMD.04.60.07.A	KMD.04.75.07.A	KMD.04.90.07.A
8	740	KMD.04.15.08.A	KMD.04.30.08.A	KMD.04.45.08.A	KMD.04.60.08.A	KMD.04.75.08.A	KMD.04.90.08.A



MULTI TRACKS



Now available in  
**"NOLU-S"**  
 MATERIAL!

For further information see page 184

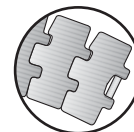
• Different angles available on request.

**MATERIAL** Pages 182 → 184

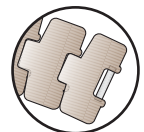
**MATERIAL** For magnetic chains type see pages 22 - 23 - 39 - 57



**Magnetic corner tracks Special Materials**  
 On request magnetic corner tracks for high speed and extremely abrasive applications can be supplied.



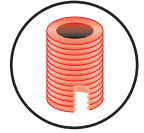
For (stainless) steel magnetic chains, type: 881 M - 881 MO



For plastic magnetic chains, type: 879M - 880M

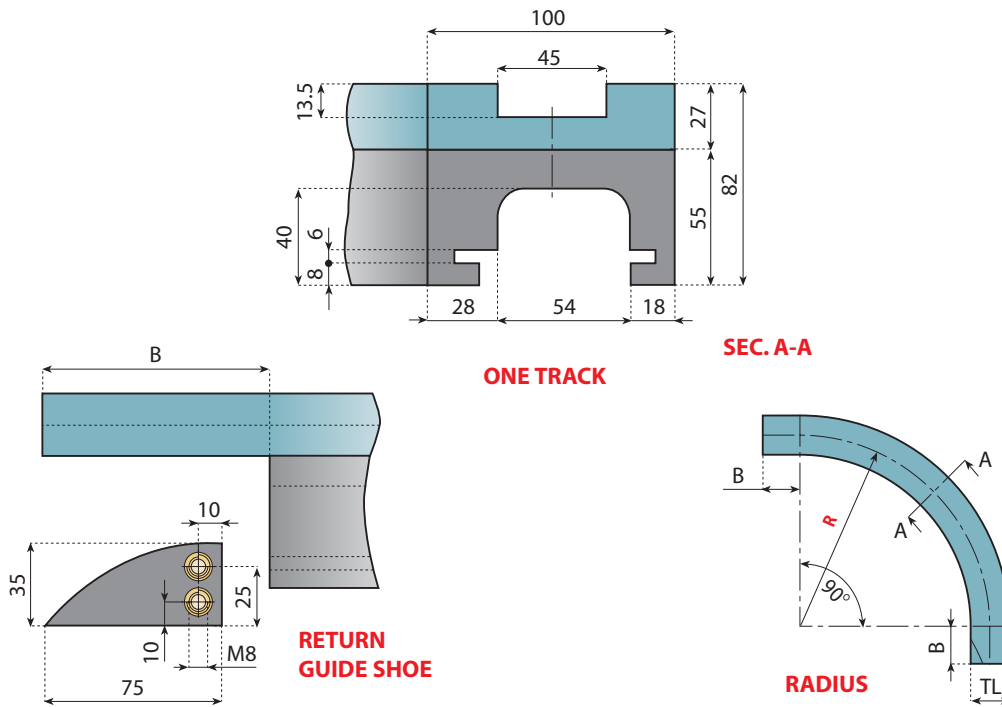


**Magnetic corner tracks Special Dimensions**  
 On request magnetic corner tracks with special dimensions can be produced.



**Inserts:**  
 The magnetic corner tracks can be supplied with M8 or M10 brass inserts to your detailed drawing

Tracks	Total Width TL mm	15°	30°	45°	60°	75°	90°
2	280	KMD.06.15.02.B	KMD.06.30.02.B	KMD.06.45.02.B	KMD.06.60.02.B	KMD.06.75.02.B	KMD.06.90.02.B

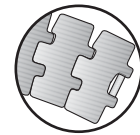


**NOW AVAILABLE IN**  
**"NOLU-S"**  
**MATERIAL !**  
 For further information see page 184

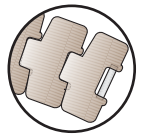
• More tracks and different angles available on request.

**MATERIAL** Pages 182 → 184

For magnetic chains type see pages 22 - 23 - 39 - 57



For (stainless) steel magnetic chains, type: 881 M - 881 MO



For plastic magnetic chains, type: 879M - 880M

**K5A**

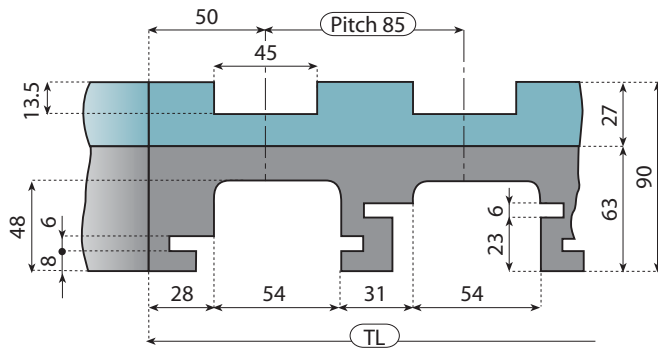
Tracks	R	Total Width TL mm	Infeed length B mm	15°	30°	45°	60°	75°	90°
1	680	100	100	KMD.07.15.01.B	KMD.07.30.01.B	KMD.07.45.01.B	KMD.07.60.01.B	KMD.07.75.01.B	KMD.07.90.01.B

**K5C**

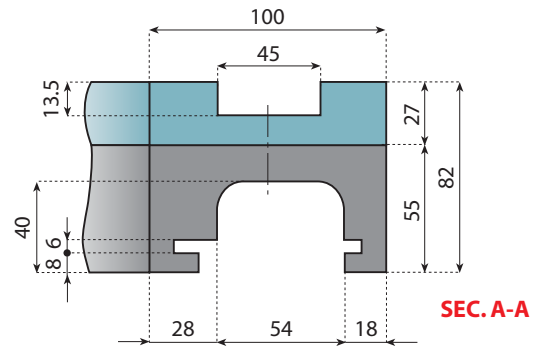
Tracks	R	Total Width TL mm	Infeed length B mm	15°	30°	45°	60°	75°	90°
1	860	100	125	KMD.09.15.01.C	KMD.09.30.01.C	KMD.09.45.01.C	KMD.09.60.01.C	KMD.09.75.01.C	KMD.09.90.01.C

**K5D**

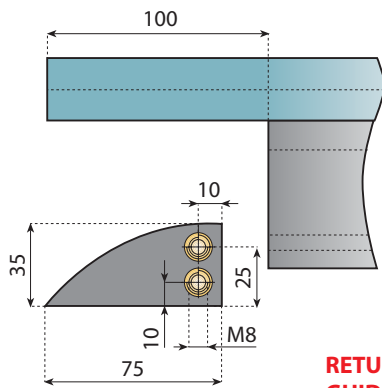
Tracks	R	Total Width TL mm	Infeed length B mm	15°	30°	45°	60°	75°	90°
1	1000	100	0	KMD.10.15.01.A	KMD.10.30.01.A	KMD.10.45.01.A	KMD.10.60.01.A	KMD.10.75.01.A	KMD.10.90.01.A



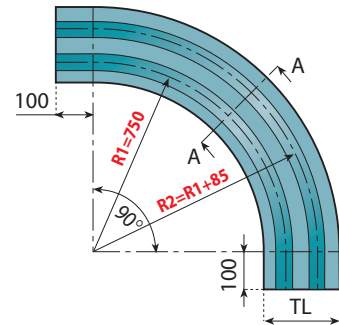
MULTI TRACKS



ONE TRACK



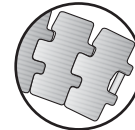
RETURN GUIDE SHOE



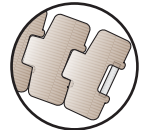
RADIUS

Now available in  
"NOLU-S"  
MATERIAL!

For further information see page 184



For (stainless) steel magnetic chains, type: 881 M - 881 MO



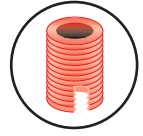
For plastic magnetic chains, type: 879 M - 880 M



Magnetic corner tracks Special Materials  
On request magnetic corner tracks for high speed and extremely abrasive applications can be supplied.



Magnetic corner tracks Special Dimensions  
On request magnetic corner tracks with special dimensions can be produced.

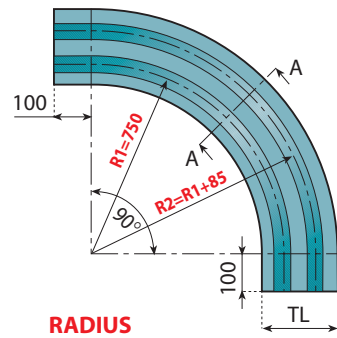
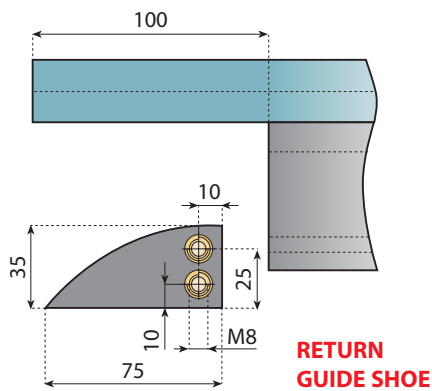
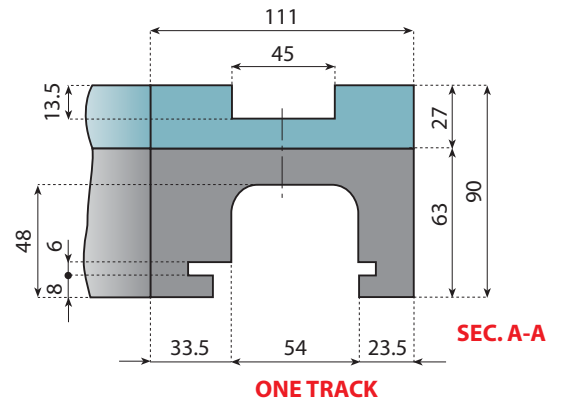
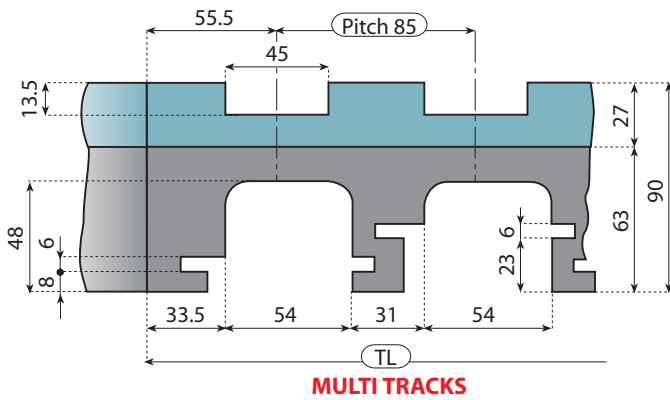


Inserts:  
The magnetic corner tracks can be supplied with M8 or M10 brass inserts to your detailed drawing

MATERIAL Pages 182 → 184

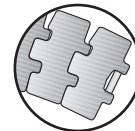
For magnetic chains type see pages 22 - 23 - 39 - 57

Tracks	Total Width TL mm	15°	30°	45°	60°	75°	90°
1	100	KMD.08.15.01.B	KMD.08.30.01.B	KMD.08.45.01.B	KMD.08.60.01.B	KMD.08.75.01.B	KMD.08.90.01.B
2	185	KMD.08.15.02.B	KMD.08.30.02.B	KMD.08.45.02.B	KMD.08.60.02.B	KMD.08.75.02.B	KMD.08.90.02.B
3	270	KMD.08.15.03.B	KMD.08.30.03.B	KMD.08.45.03.B	KMD.08.60.03.B	KMD.08.75.03.B	KMD.08.90.03.B
4	355	KMD.08.15.04.B	KMD.08.30.04.B	KMD.08.45.04.B	KMD.08.60.04.B	KMD.08.75.04.B	KMD.08.90.04.B
5	440	KMD.08.15.05.B	KMD.08.30.05.B	KMD.08.45.05.B	KMD.08.60.05.B	KMD.08.75.05.B	KMD.08.90.05.B
6	525	KMD.08.15.06.B	KMD.08.30.06.B	KMD.08.45.06.B	KMD.08.60.06.B	KMD.08.75.06.B	KMD.08.90.06.B
7	610	KMD.08.15.07.B	KMD.08.30.07.B	KMD.08.45.07.B	KMD.08.60.07.B	KMD.08.75.07.B	KMD.08.90.07.B
8	695	KMD.08.15.08.B	KMD.08.30.08.B	KMD.08.45.08.B	KMD.08.60.08.B	KMD.08.75.08.B	KMD.08.90.08.B

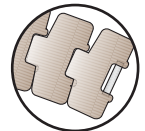


**NOW AVAILABLE IN**  
**"NOLU-S"**  
**MATERIAL !**

For further information see page 184



For (stainless) steel magnetic chains, type: 881 M - 881 MO



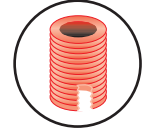
For plastic magnetic chains, type: 879 M - 880 M



**Magnetic corner tracks Special Materials**  
 On request magnetic corner tracks for high speed and extremely abrasive applications can be supplied.



**Magnetic corner tracks Special Dimensions**  
 On request magnetic corner tracks with special dimensions can be produced.



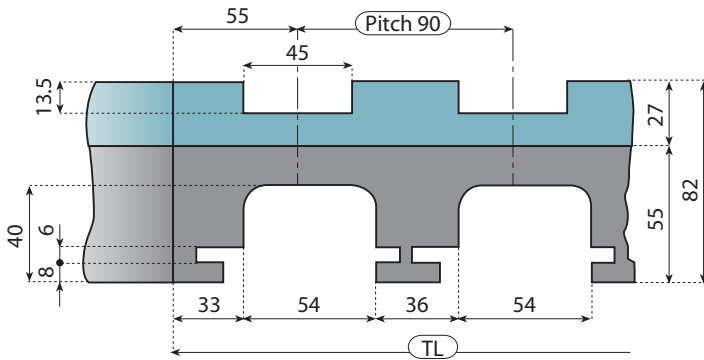
**Inserts:**  
 The magnetic corner tracks can be supplied with M8 or M10 brass inserts to your detailed drawing

• More tracks and different angles available on request.

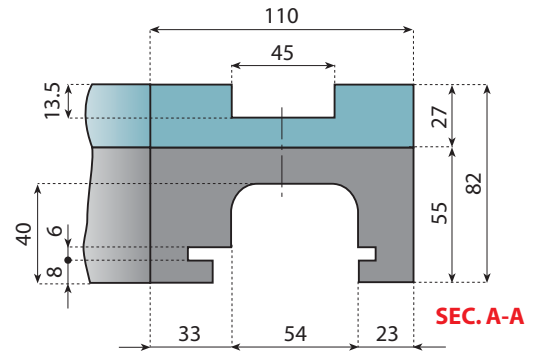
**MATERIAL** Pages 182 → 184

**MATERIAL** For magnetic chains type see pages 22 - 23 - 39 - 57

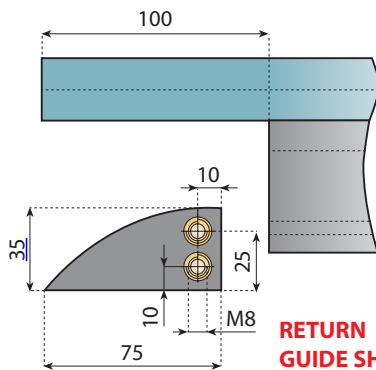
Tracks	Total Width TL mm	15°	30°	45°	60°	75°	90°
1	111	KMD.11.15.01.B	KMD.11.30.01.B	KMD.11.45.01.B	KMD.11.60.01.B	KMD.11.75.01.B	KMD.11.90.01.B
2	196	KMD.11.15.02.B	KMD.11.30.02.B	KMD.11.45.02.B	KMD.11.60.02.B	KMD.11.75.02.B	KMD.11.90.02.B
3	281	KMD.11.15.03.B	KMD.11.30.03.B	KMD.11.45.03.B	KMD.11.60.03.B	KMD.11.75.03.B	KMD.11.90.03.B
4	366	KMD.11.15.04.B	KMD.11.30.04.B	KMD.11.45.04.B	KMD.11.60.04.B	KMD.11.75.04.B	KMD.11.90.04.B
5	451	KMD.11.15.05.B	KMD.11.30.05.B	KMD.11.45.05.B	KMD.11.60.05.B	KMD.11.75.05.B	KMD.11.90.05.B
6	536	KMD.11.15.06.B	KMD.11.30.06.B	KMD.11.45.06.B	KMD.11.60.06.B	KMD.11.75.06.B	KMD.11.90.06.B
7	621	KMD.11.15.07.B	KMD.11.30.07.B	KMD.11.45.07.B	KMD.11.60.07.B	KMD.11.75.07.B	KMD.11.90.07.B
8	706	KMD.11.15.08.B	KMD.11.30.08.B	KMD.11.45.08.B	KMD.11.60.08.B	KMD.11.75.08.B	KMD.11.90.08.B



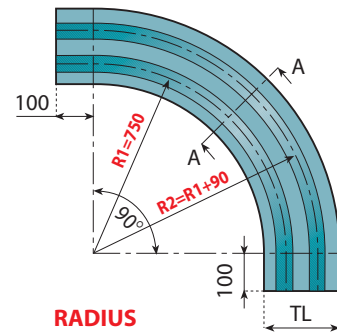
**MULTI TRACKS**



**ONE TRACK**



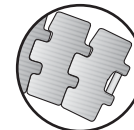
**RETURN GUIDE SHOE**



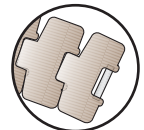
**RADIUS**

**NOW AVAILABLE IN**  
**"NOLU-S"**  
**MATERIAL !**

For further information see page 184



For (stainless) steel magnetic chains, type: 881 M - 881 MO



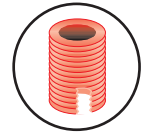
For plastic magnetic chains, type: 879 M - 880 M



**Magnetic corner tracks Special Materials**  
 On request magnetic corner tracks for high speed and extremely abrasive applications can be supplied.



**Magnetic corner tracks Special Dimensions**  
 On request magnetic corner tracks with special dimensions can be produced.



**Inserts:**  
 The magnetic corner tracks can be supplied with M8 or M10 brass inserts to your detailed drawing

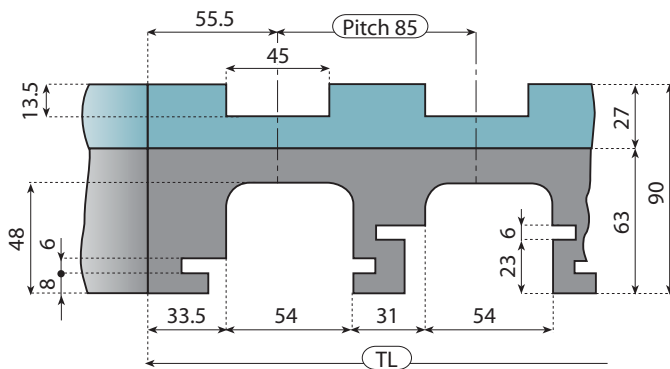


Pages 182 → 184

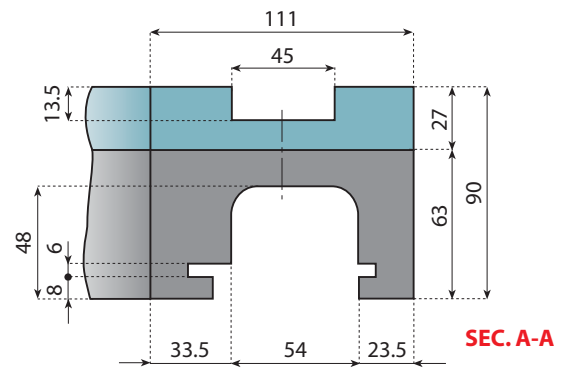


For magnetic chains type see pages 22 - 23 - 39 - 57

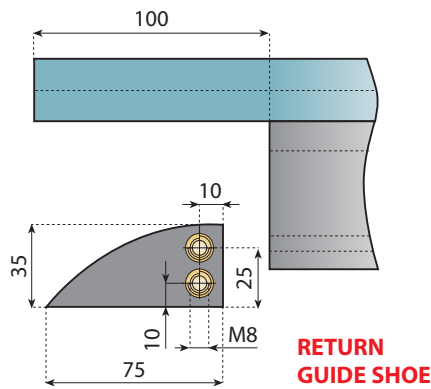
Tracks	Total Width TL mm	15°	30°	45°	60°	75°	90°
1	110	KMD.62.15.01.B	KMD.62.30.01.B	KMD.62.45.01.B	KMD.62.60.01.B	KMD.62.75.01.B	KMD.62.90.01.B
2	200	KMD.62.15.02.B	KMD.62.30.02.B	KMD.62.45.02.B	KMD.62.60.02.B	KMD.62.75.02.B	KMD.62.90.02.B
3	290	KMD.62.15.03.B	KMD.62.30.03.B	KMD.62.45.03.B	KMD.62.60.03.B	KMD.62.75.03.B	KMD.62.90.03.B
4	380	KMD.62.15.04.B	KMD.62.30.04.B	KMD.62.45.04.B	KMD.62.60.04.B	KMD.62.75.04.B	KMD.62.90.04.B
5	470	KMD.62.15.05.B	KMD.62.30.05.B	KMD.62.45.05.B	KMD.62.60.05.B	KMD.62.75.05.B	KMD.62.90.05.B
6	560	KMD.62.15.06.B	KMD.62.30.06.B	KMD.62.45.06.B	KMD.62.60.06.B	KMD.62.75.06.B	KMD.62.90.06.B
7	650	KMD.62.15.07.B	KMD.62.30.07.B	KMD.62.45.07.B	KMD.62.60.07.B	KMD.62.75.07.B	KMD.62.90.07.B
8	740	KMD.62.15.08.B	KMD.62.30.08.B	KMD.62.45.08.B	KMD.62.60.08.B	KMD.62.75.08.B	KMD.62.90.08.B



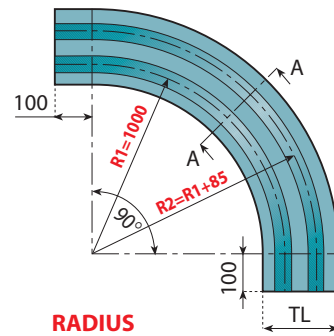
**MULTI TRACKS**



**ONE TRACK**



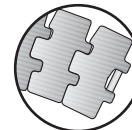
**RETURN GUIDE SHOE**



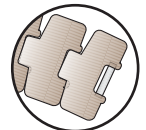
**RADIUS**

**NOW AVAILABLE IN**  
**"NOLU-S"**  
**MATERIAL !**

For further information see page 184



For (stainless) steel magnetic chains, type: 881 M - 881 MO



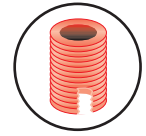
For plastic magnetic chains, type: 879 M - 880 M



**Magnetic corner tracks Special Materials**  
 On request magnetic corner tracks for high speed and extremely abrasive applications can be supplied.



**Magnetic corner tracks Special Dimensions**  
 On request magnetic corner tracks with special dimensions can be produced.



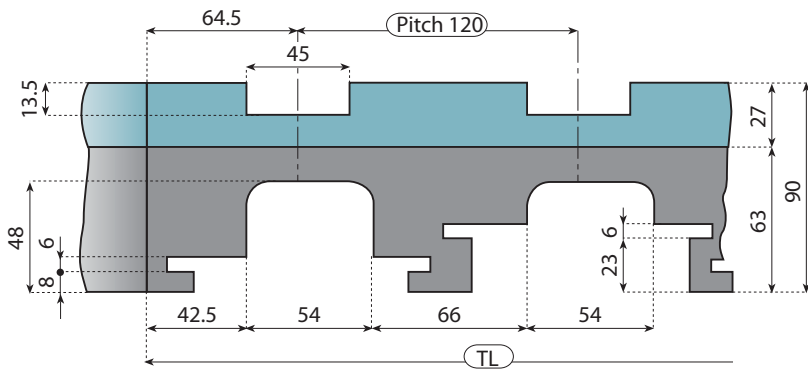
**Inserts:**  
 The magnetic corner tracks can be supplied with M8 or M10 brass inserts to your detailed drawing

• More tracks and different angles available on request.

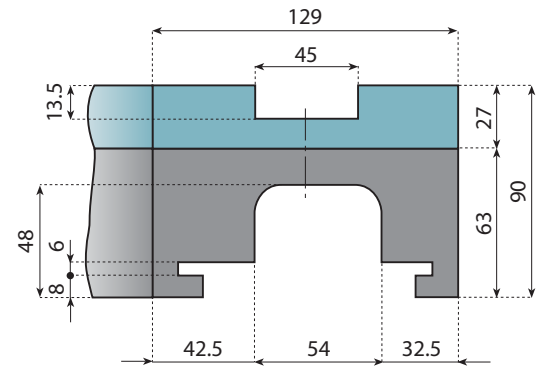
**MATERIAL** Pages 182 → 184

**MATERIAL** For magnetic chains type see pages 22 - 23 - 39 - 57

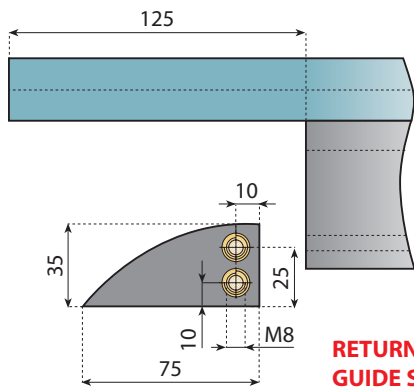
Tracks	Total Width TL mm	15°	30°	45°	60°	75°	90°
1	111	KMD.12.15.01.B	KMD.12.30.01.B	KMD.12.45.01.B	KMD.12.60.01.B	KMD.12.75.01.B	KMD.12.90.01.B
2	196	KMD.12.15.02.B	KMD.12.30.02.B	KMD.12.45.02.B	KMD.12.60.02.B	KMD.12.75.02.B	KMD.12.90.02.B
3	281	KMD.12.15.03.B	KMD.12.30.03.B	KMD.12.45.03.B	KMD.12.60.03.B	KMD.12.75.03.B	KMD.12.90.03.B
4	366	KMD.12.15.04.B	KMD.12.30.04.B	KMD.12.45.04.B	KMD.12.60.04.B	KMD.12.75.04.B	KMD.12.90.04.B
5	451	KMD.12.15.05.B	KMD.12.30.05.B	KMD.12.45.05.B	KMD.12.60.05.B	KMD.12.75.05.B	KMD.12.90.05.B
6	536	KMD.12.15.06.B	KMD.12.30.06.B	KMD.12.45.06.B	KMD.12.60.06.B	KMD.12.75.06.B	KMD.12.90.06.B
7	621	KMD.12.15.07.B	KMD.12.30.07.B	KMD.12.45.07.B	KMD.12.60.07.B	KMD.12.75.07.B	KMD.12.90.07.B
8	706	KMD.12.15.08.B	KMD.12.30.08.B	KMD.12.45.08.B	KMD.12.60.08.B	KMD.12.75.08.B	KMD.12.90.08.B



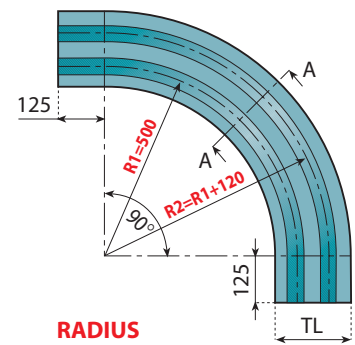
**MULTI TRACKS**



**ONE TRACK SEC. A-A**



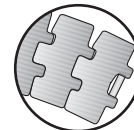
**RETURN GUIDE SHOE**



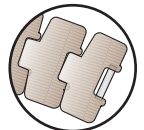
**RADIUS**

**NOW AVAILABLE IN "NOLU-S" MATERIAL !**

For further information see page 184



For (stainless) steel magnetic chains, type: 881 M



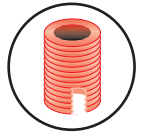
For plastic magnetic chains, type: 879 M - 880 M



**Magnetic corner tracks Special Materials**  
On request magnetic corner tracks for high speed and extremely abrasive applications can be supplied.



**Magnetic corner tracks Special Dimensions**  
On request magnetic corner tracks with special dimensions can be produced.



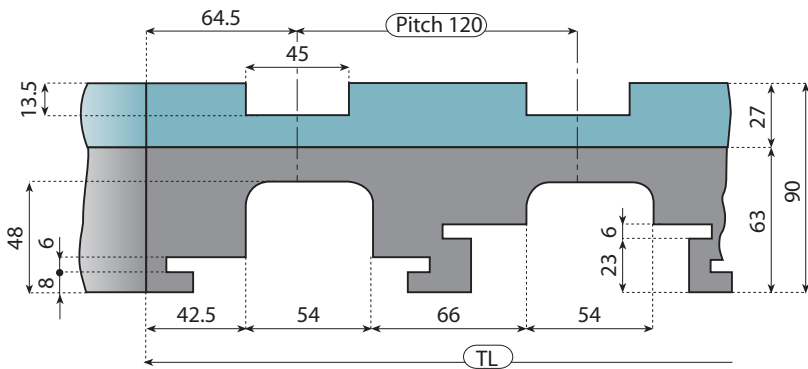
**Inserts:**  
The magnetic corner tracks can be supplied with M8 or M10 brass inserts to your detailed drawing

• More tracks and different angles available on request.

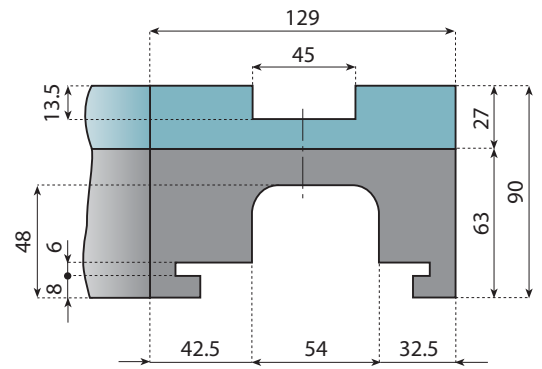
**MATERIAL** Pages 182 → 184

For magnetic chains type see pages 22 - 39

Tracks	Total Width TL mm	15°	30°	45°	60°	75°	90°
1	129	KMD.21.15.01.C	KMD.21.30.01.C	KMD.21.45.01.C	KMD.21.60.01.C	KMD.21.75.01.C	KMD.21.90.01.C
2	249	KMD.21.15.02.C	KMD.21.30.02.C	KMD.21.45.02.C	KMD.21.60.02.C	KMD.21.75.02.C	KMD.21.90.02.C
3	369	KMD.21.15.03.C	KMD.21.30.03.C	KMD.21.45.03.C	KMD.21.60.03.C	KMD.21.75.03.C	KMD.21.90.03.C
4	489	KMD.21.15.04.C	KMD.21.30.04.C	KMD.21.45.04.C	KMD.21.60.04.C	KMD.21.75.04.C	KMD.21.90.04.C
5	609	KMD.21.15.05.C	KMD.21.30.05.C	KMD.21.45.05.C	KMD.21.60.05.C	KMD.21.75.05.C	KMD.21.90.05.C
6	729	KMD.21.15.06.C	KMD.21.30.06.C	KMD.21.45.06.C	KMD.21.60.06.C	KMD.21.75.06.C	KMD.21.90.06.C
7	849	KMD.21.15.07.C	KMD.21.30.07.C	KMD.21.45.07.C	KMD.21.60.07.C	KMD.21.75.07.C	KMD.21.90.07.C
8	969	KMD.21.15.08.C	KMD.21.30.08.C	KMD.21.45.08.C	KMD.21.60.08.C	KMD.21.75.08.C	KMD.21.90.08.C

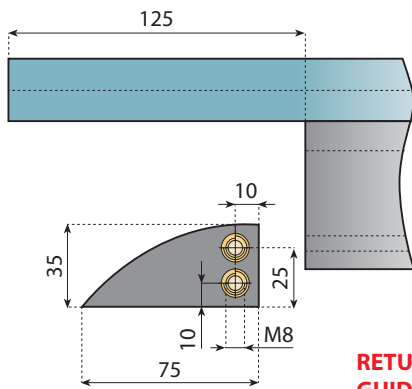


**MULTI TRACKS**

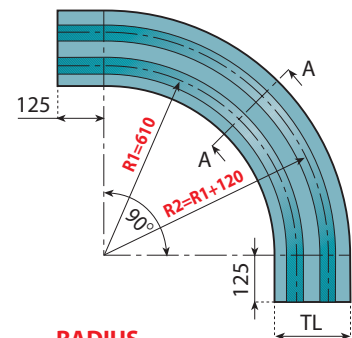


**ONE TRACK**

**SEC. A-A**



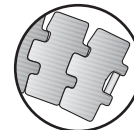
**RETURN GUIDE SHOE**



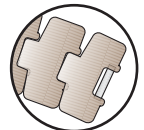
**RADIUS**

**NOW AVAILABLE IN "NOLU-S" MATERIAL !**

For further information see page 184



For (stainless) steel magnetic chains, type: 881 M



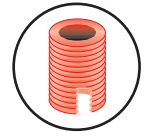
For plastic magnetic chains, type: 879 M - 880 M



**Magnetic corner tracks Special Materials**  
On request magnetic corner tracks for high speed and extremely abrasive applications can be supplied.



**Magnetic corner tracks Special Dimensions**  
On request magnetic corner tracks with special dimensions can be produced.



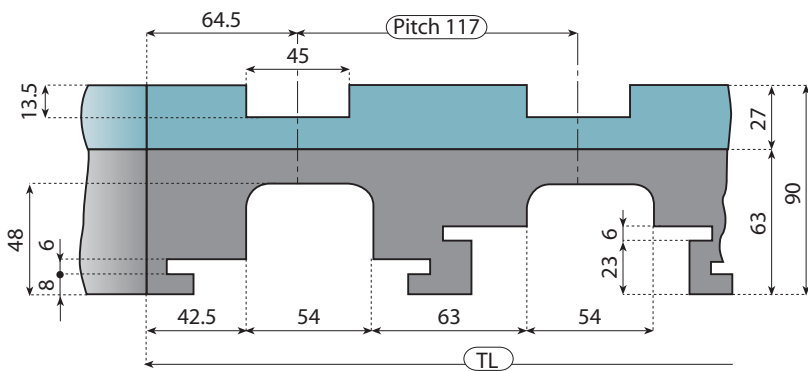
**Inserts:**  
The magnetic corner tracks can be supplied with M8 or M10 brass inserts to your detailed drawing

• More tracks and different angles available on request.

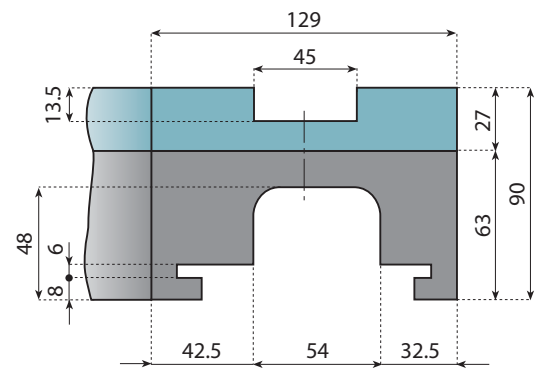
**MATERIAL** Pages 182 → 184

**MATERIAL** For magnetic chains type see pages 22 - 39

Tracks	Total Width TL mm	15°	30°	45°	60°	75°	90°
1	129	KMD.22.15.01.C	KMD.22.30.01.C	KMD.22.45.01.C	KMD.22.60.01.C	KMD.22.75.01.C	KMD.22.90.01.C
2	249	KMD.22.15.02.C	KMD.22.30.02.C	KMD.22.45.02.C	KMD.22.60.02.C	KMD.22.75.02.C	KMD.22.90.02.C
3	369	KMD.22.15.03.C	KMD.22.30.03.C	KMD.22.45.03.C	KMD.22.60.03.C	KMD.22.75.03.C	KMD.22.90.03.C
4	489	KMD.22.15.04.C	KMD.22.30.04.C	KMD.22.45.04.C	KMD.22.60.04.C	KMD.22.75.04.C	KMD.22.90.04.C
5	609	KMD.22.15.05.C	KMD.22.30.05.C	KMD.22.45.05.C	KMD.22.60.05.C	KMD.22.75.05.C	KMD.22.90.05.C
6	729	KMD.22.15.06.C	KMD.22.30.06.C	KMD.22.45.06.C	KMD.22.60.06.C	KMD.22.75.06.C	KMD.22.90.06.C
7	849	KMD.22.15.07.C	KMD.22.30.07.C	KMD.22.45.07.C	KMD.22.60.07.C	KMD.22.75.07.C	KMD.22.90.07.C
8	969	KMD.22.15.08.C	KMD.22.30.08.C	KMD.22.45.08.C	KMD.22.60.08.C	KMD.22.75.08.C	KMD.22.90.08.C

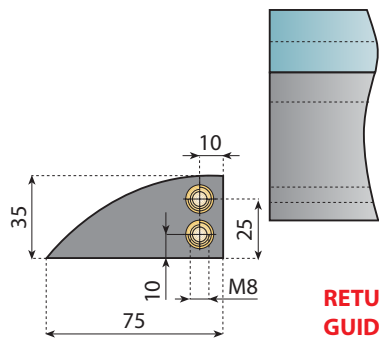


**MULTI TRACKS**

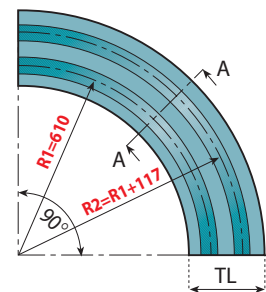


**ONE TRACK**

**SEC. A-A**



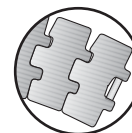
**RETURN GUIDE SHOE**



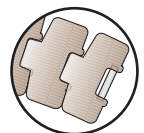
**RADIUS**

**NOW AVAILABLE IN**  
**"NOLU-S"**  
**MATERIAL !**

For further information see page 184



For (stainless) steel magnetic chains, type: **881 M**



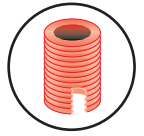
For plastic magnetic chains, type: **879 M - 880 M**



**Magnetic corner tracks Special Materials**  
 On request magnetic corner tracks for high speed and extremely abrasive applications can be supplied.



**Magnetic corner tracks Special Dimensions**  
 On request magnetic corner tracks with special dimensions can be produced.



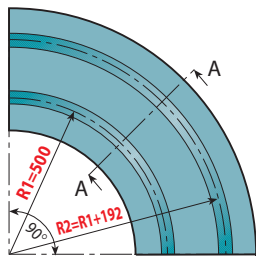
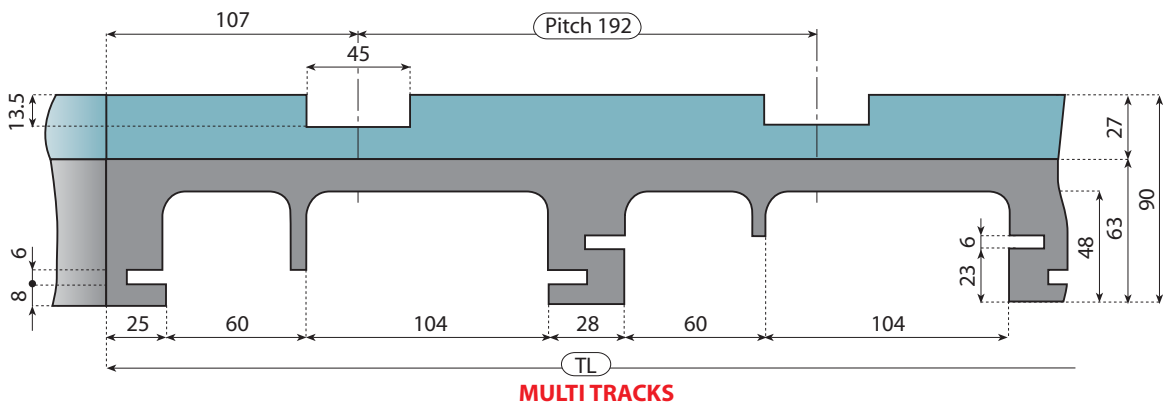
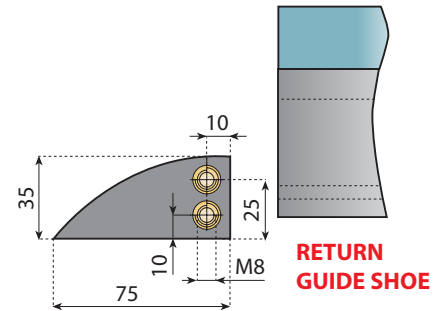
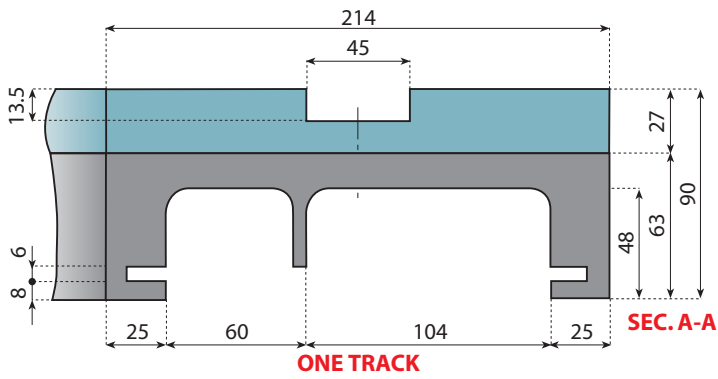
**Inserts:**  
 The magnetic corner tracks can be supplied with M8 or M10 brass inserts to your detailed drawing

• More tracks and different angles available on request.

**MATERIAL** Pages [182 - 184](#)

**MATERIAL** For magnetic chains type see pages [22 - 39](#)

Tracks	Total Width TL mm	15°	30°	45°	60°	75°	90°
1	129	KMD.23.15.01.A	KMD.23.30.01.A	KMD.23.45.01.A	KMD.23.60.01.A	KMD.23.75.01.A	KMD.23.90.01.A
2	246	KMD.23.15.02.A	KMD.23.30.02.A	KMD.23.45.02.A	KMD.23.60.02.A	KMD.23.75.02.A	KMD.23.90.02.A
3	363	KMD.23.15.03.A	KMD.23.30.03.A	KMD.23.45.03.A	KMD.23.60.03.A	KMD.23.75.03.A	KMD.23.90.03.A
4	480	KMD.23.15.04.A	KMD.23.30.04.A	KMD.23.45.04.A	KMD.23.60.04.A	KMD.23.75.04.A	KMD.23.90.04.A
5	597	KMD.23.15.05.A	KMD.23.30.05.A	KMD.23.45.05.A	KMD.23.60.05.A	KMD.23.75.05.A	KMD.23.90.05.A
6	714	KMD.23.15.06.A	KMD.23.30.06.A	KMD.23.45.06.A	KMD.23.60.06.A	KMD.23.75.06.A	KMD.23.90.06.A
7	831	KMD.23.15.07.A	KMD.23.30.07.A	KMD.23.45.07.A	KMD.23.60.07.A	KMD.23.75.07.A	KMD.23.90.07.A
8	948	KMD.23.15.08.A	KMD.23.30.08.A	KMD.23.45.08.A	KMD.23.60.08.A	KMD.23.75.08.A	KMD.23.90.08.A

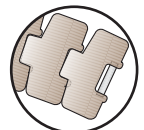


Now available in  
**"NOLU-S"**  
 MATERIAL!

For further information see page 184



For (stainless) steel magnetic chains, type: 881 M



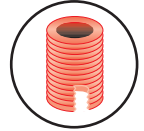
For plastic magnetic chains, type: 880 M



**Magnetic corner tracks Special Materials**  
 On request magnetic corner tracks for high speed and extremely abrasive applications can be supplied.



**Magnetic corner tracks Special Dimensions**  
 On request magnetic corner tracks with special dimensions can be produced.



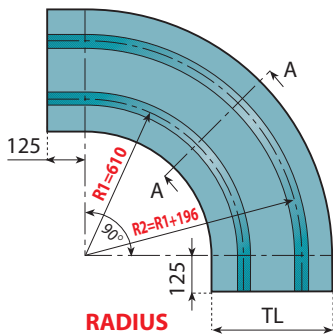
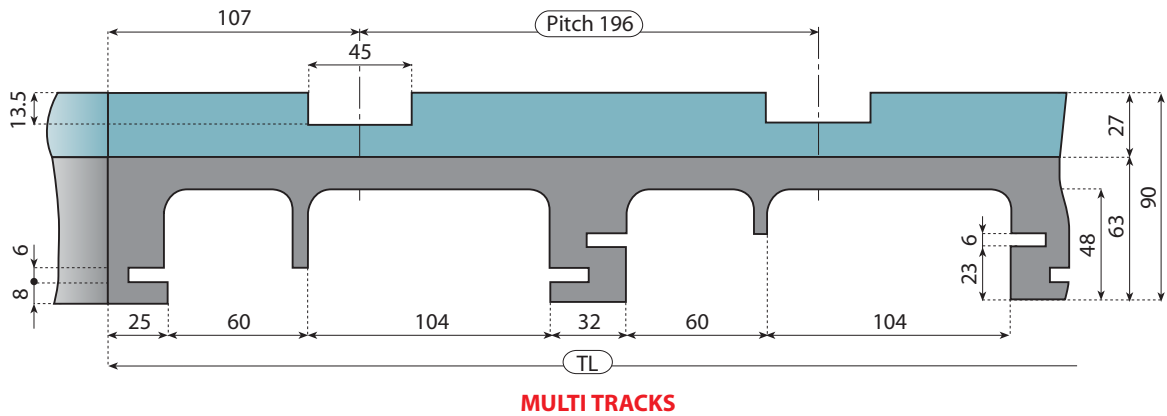
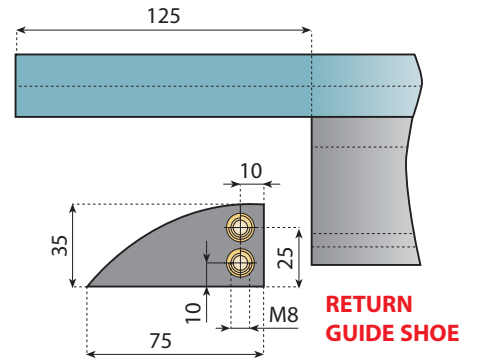
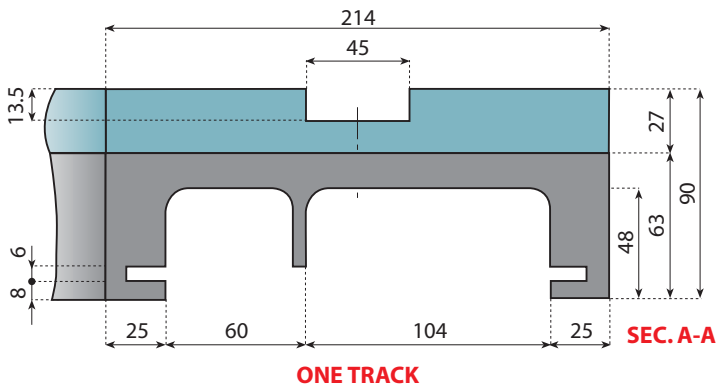
**Inserts:**  
 The magnetic corner tracks can be supplied with M8 or M10 brass inserts to your detailed drawing

• More tracks and different angles available on request.

**MATERIAL** Pages 182 → 184

**MATERIAL** For magnetic chains type see pages 22 - 39

Tracks	Total Width TL mm	15°	30°	45°	60°	75°	90°
1	214	KMD.38.15.01.A	KMD.38.30.01.A	KMD.38.45.01.A	KMD.38.60.01.A	KMD.38.75.01.A	KMD.38.90.01.A
2	406	KMD.38.15.02.A	KMD.38.30.02.A	KMD.38.45.02.A	KMD.38.60.02.A	KMD.38.75.02.A	KMD.38.90.02.A
3	602	KMD.38.15.03.A	KMD.38.30.03.A	KMD.38.45.03.A	KMD.38.60.03.A	KMD.38.75.03.A	KMD.38.90.03.A



**NOW AVAILABLE IN**  
**"NOLU-S"**  
**MATERIAL !**

For further information see page 184

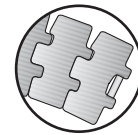
• More tracks and different angles available on request.

**MATERIAL** Pages 182 → 184

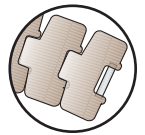
**MATERIAL** For magnetic chains type see pages 22 - 39



**Magnetic corner tracks Special Materials**  
 On request magnetic corner tracks for high speed and extremely abrasive applications can be supplied.



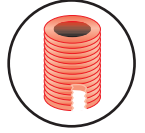
For (stainless) steel magnetic chains, type: 881 M



For plastic magnetic chains, type: 880 M

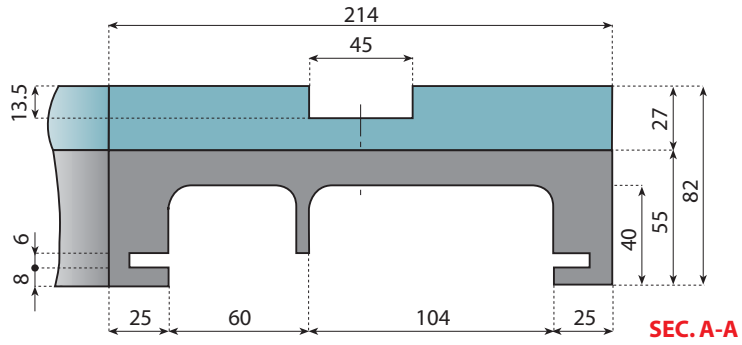


**Magnetic corner tracks Special Dimensions**  
 On request magnetic corner tracks with special dimensions can be produced.

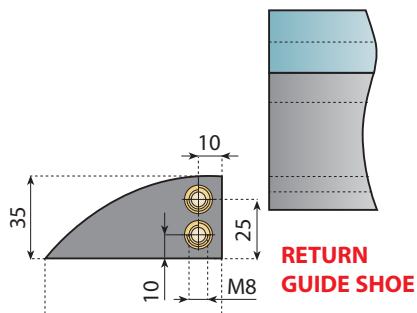


**Inserts:**  
 The magnetic corner tracks can be supplied with M8 or M10 brass inserts to your detailed drawing

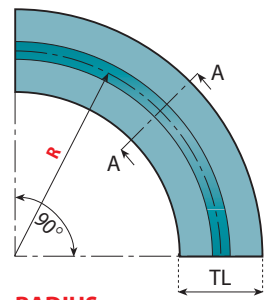
Tracks	Total Width TL mm	15°	30°	45°	60°	75°	90°
1	214	KMD.31.15.01.C	KMD.31.30.01.C	KMD.31.45.01.C	KMD.31.60.01.C	KMD.31.75.01.C	KMD.31.90.01.C
2	410	KMD.31.15.02.C	KMD.31.30.02.C	KMD.31.45.02.C	KMD.31.60.02.C	KMD.31.75.02.C	KMD.31.90.02.C
3	606	KMD.31.15.03.C	KMD.31.30.03.C	KMD.31.45.03.C	KMD.31.60.03.C	KMD.31.75.03.C	KMD.31.90.03.C
4	802	KMD.31.15.04.C	KMD.31.30.04.C	KMD.31.45.04.C	KMD.31.60.04.C	KMD.31.75.04.C	KMD.31.90.04.C
5	998	KMD.31.15.05.C	KMD.31.30.05.C	KMD.31.45.05.C	KMD.31.60.05.C	KMD.31.75.05.C	KMD.31.90.05.C
6	1194	KMD.31.15.06.C	KMD.31.30.06.C	KMD.31.45.06.C	KMD.31.60.06.C	KMD.31.75.06.C	KMD.31.90.06.C



**ONE TRACK**



**RETURN GUIDE SHOE**



**RADIUS**

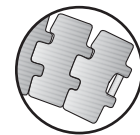
**NOW AVAILABLE IN**  
**"NOLU-S"**  
**MATERIAL !**

For further information see page 184

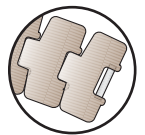
• More tracks and different angles available on request.

**MATERIAL** Pages 182 → 184

For magnetic chains type see pages 22 - 39



For (stainless) steel magnetic chains, type: 881 MO



For plastic magnetic chains, type: 880M

**K62**

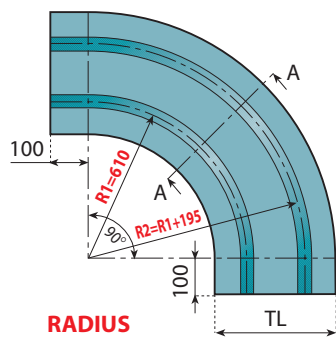
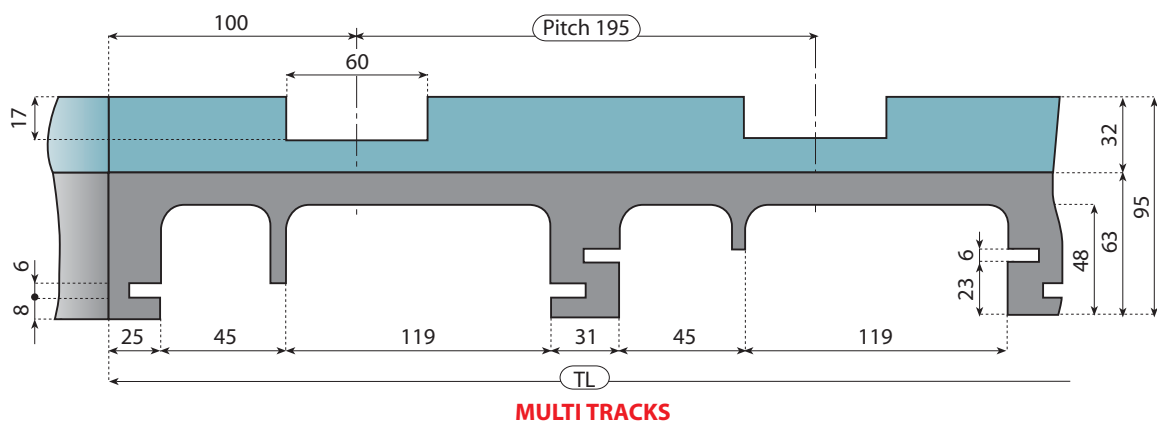
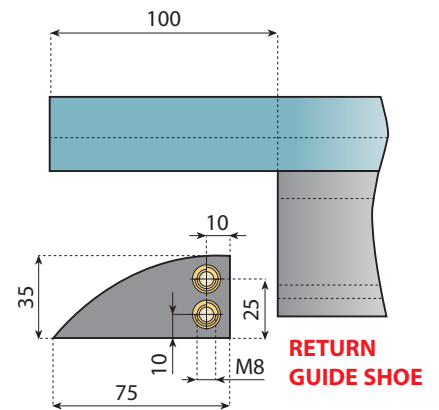
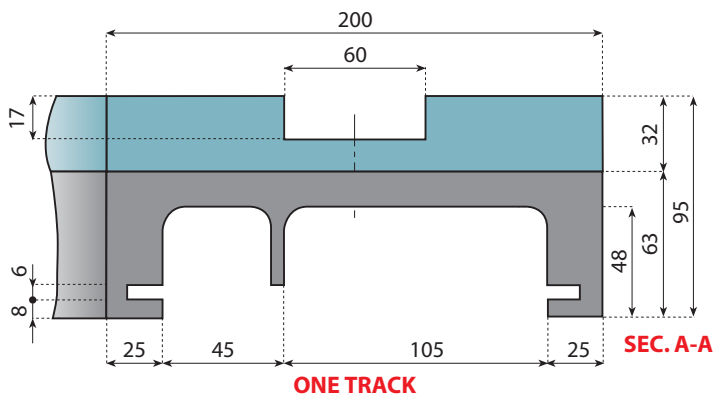
Tracks	R	Total Width TL mm	15°	30°	45°	60°	75°	90°
1	750	214	KMD.37.15.01.A	KMD.37.30.01.A	KMD.37.45.01.A	KMD.37.60.01.A	KMD.37.75.01.A	KMD.37.90.01.A

**K66**

Tracks	R	Total Width TL mm	15°	30°	45°	60°	75°	90°
1	860	214	KMD.32.15.01.A	KMD.32.30.01.A	KMD.32.45.01.A	KMD.32.60.01.A	KMD.32.75.01.A	KMD.32.90.01.A

**K65**

Tracks	R	Total Width TL mm	15°	30°	45°	60°	75°	90°
1	1000	214	KMD.33.15.01.A	KMD.33.30.01.A	KMD.33.45.01.A	KMD.33.60.01.A	KMD.33.75.01.A	KMD.33.90.01.A



**Now AVAILABLE IN**  
**"NOLU-S"**  
**MATERIAL !**

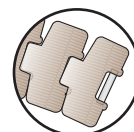
For further information see page 184

• More tracks and different angles available on request.

**ONLY FOR PLASTIC CHAINS**

**MATERIAL** Pages 182 → 184

For magnetic chains type see pages 43 - 58



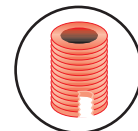
For plastic magnetic chains, type: **882M**



**Magnetic corner tracks Special Materials**  
 On request magnetic corner tracks for high speed and extremely abrasive applications can be supplied.

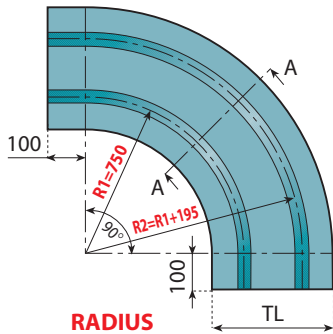
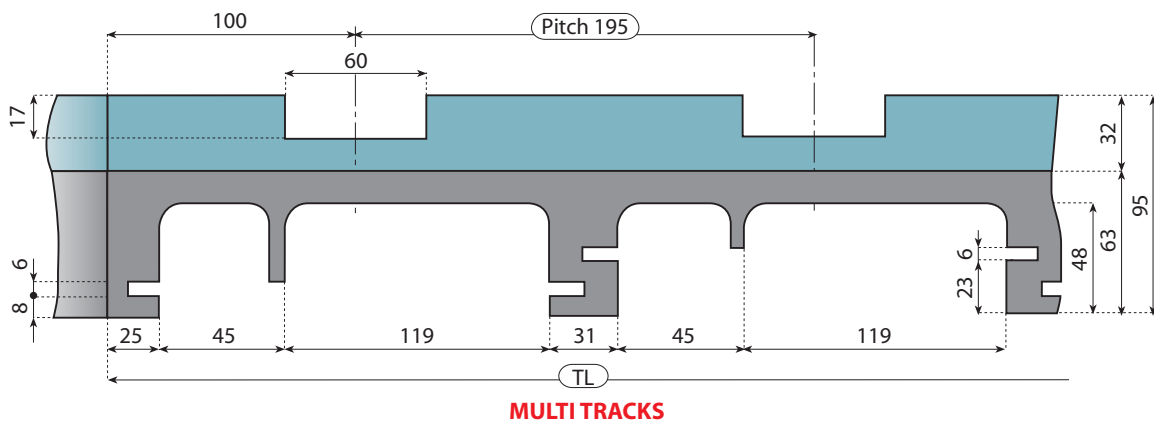
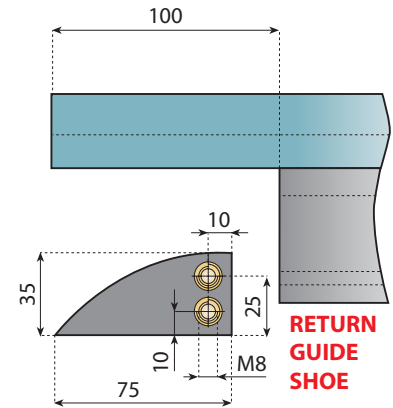
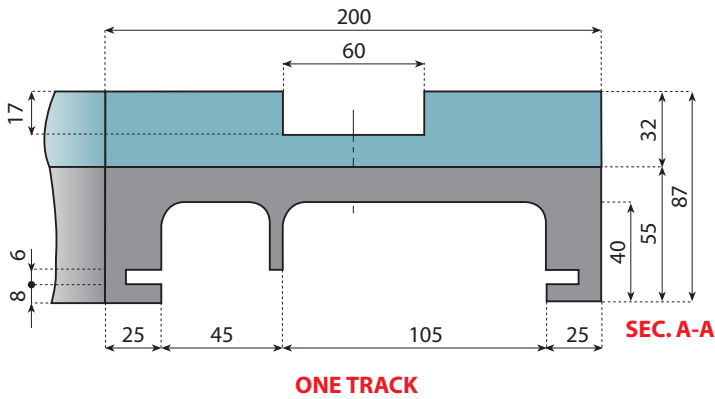


**Magnetic corner tracks Special Dimensions**  
 On request magnetic corner tracks with special dimensions can be produced.



**Inserts:**  
 The magnetic corner tracks can be supplied with M8 or M10 brass inserts to your detailed drawing

Tracks	Total Width TL mm	15°	30°	45°	60°	75°	90°
1	200	KMD.40.15.01.B	KMD.40.30.01.B	KMD.40.45.01.B	KMD.40.60.01.B	KMD.40.75.01.B	KMD.40.90.01.B
2	395	KMD.40.15.02.B	KMD.40.30.02.B	KMD.40.45.02.B	KMD.40.60.02.B	KMD.40.75.02.B	KMD.40.90.02.B
3	590	KMD.40.15.03.B	KMD.40.30.03.B	KMD.40.45.03.B	KMD.40.60.03.B	KMD.40.75.03.B	KMD.40.90.03.B



**NOW AVAILABLE IN**  
**"NOLU-S"**  
**MATERIAL !**

For further information see page 184

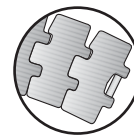
• More tracks and different angles available on request.

**MATERIAL** Pages 182 → 184

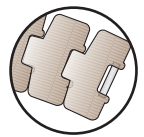
For magnetic chains type see pages 23 - 30 - 43 - 58



**Magnetic corner tracks Special Materials**  
 On request magnetic corner tracks for high speed and extremely abrasive applications can be supplied.



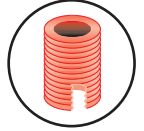
For (stainless) steel magnetic chains, type: 8857 M



For plastic magnetic chains, type: 882 M

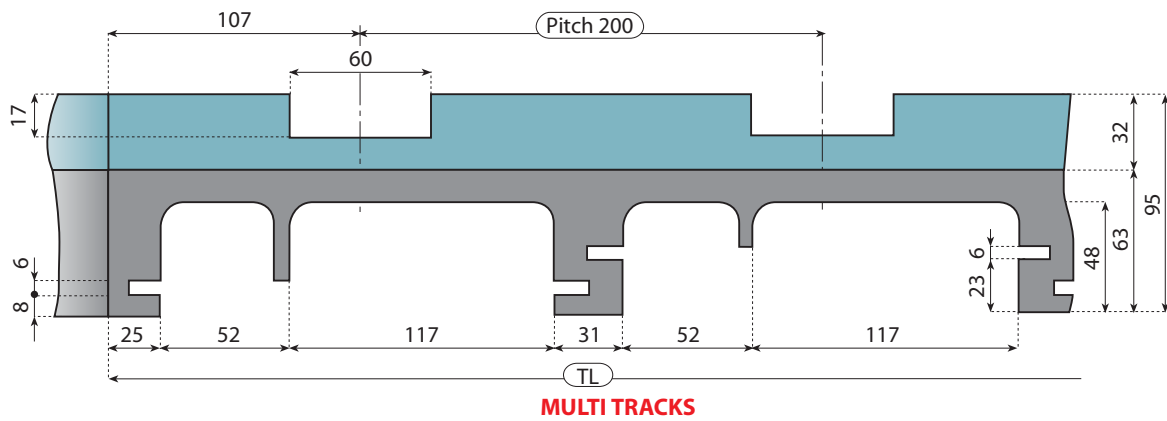
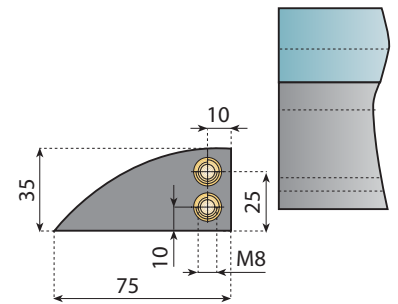
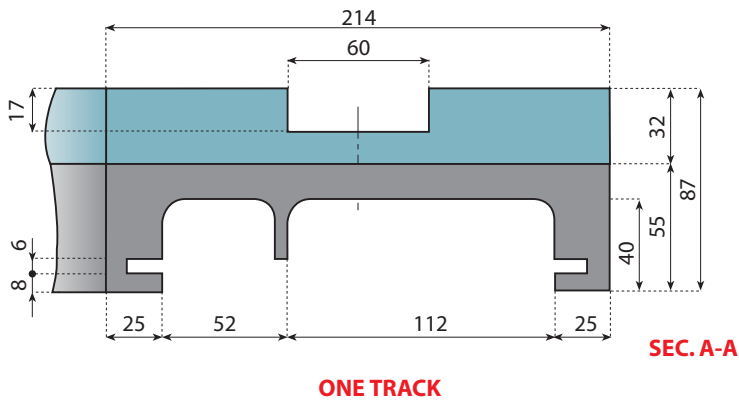


**Magnetic corner tracks Special Dimensions**  
 On request magnetic corner tracks with special dimensions can be produced.

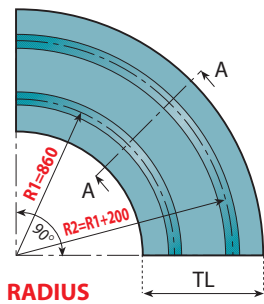


**Inserts:**  
 The magnetic corner tracks can be supplied with M8 or M10 brass inserts to your detailed drawing

Tracks	Total Width TL mm	15°	30°	45°	60°	75°	90°
1	200	KMD.42.15.01.B	KMD.42.30.01.B	KMD.42.45.01.B	KMD.42.60.01.B	KMD.42.75.01.B	KMD.42.90.01.B
2	395	KMD.42.15.02.B	KMD.42.30.02.B	KMD.42.45.02.B	KMD.42.60.02.B	KMD.42.75.02.B	KMD.42.90.02.B
3	590	KMD.42.15.03.B	KMD.42.30.03.B	KMD.42.45.03.B	KMD.42.60.03.B	KMD.42.75.03.B	KMD.42.90.03.B



**RADIUS**



**NOW AVAILABLE IN**  
**"NOLU-S"**  
**MATERIAL !**

For further information see page 184

• More tracks and different angles available on request.

**MATERIAL** Pages 182 → 184

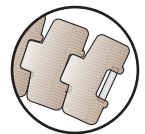
For magnetic chains type see pages 23 - 30 - 43 - 58



**Magnetic corner tracks Special Materials**  
 On request magnetic corner tracks for high speed and extremely abrasive applications can be supplied.



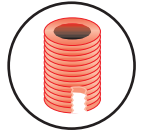
For (stainless) steel magnetic chains, type: 8857 M



For plastic magnetic chains, type: 882 M

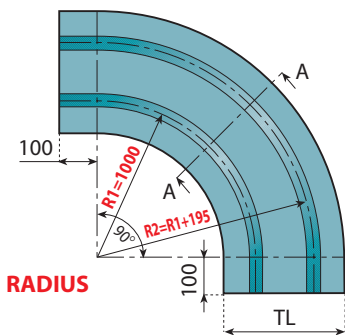
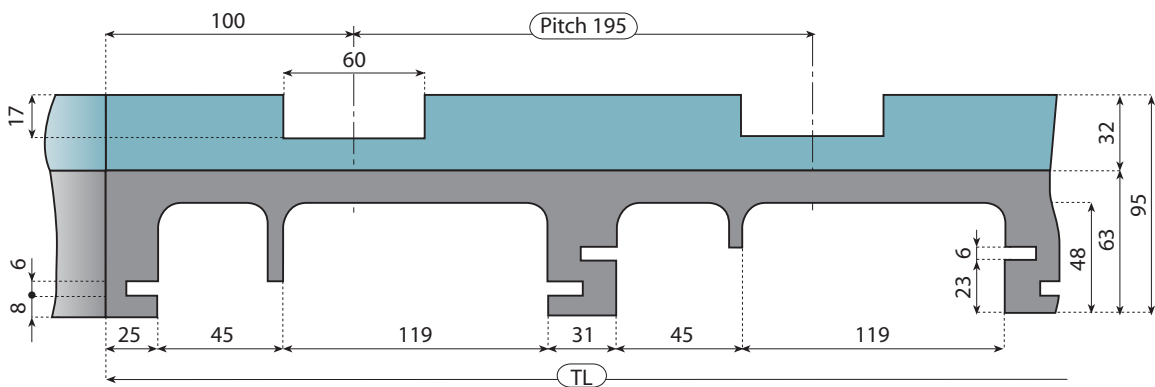
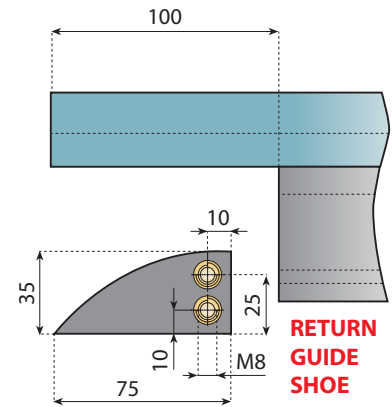
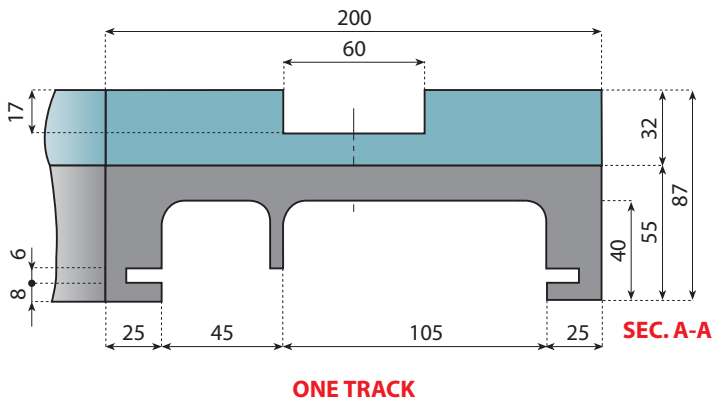


**Magnetic corner tracks Special Dimensions**  
 On request magnetic corner tracks with special dimensions can be produced.



**Inserts:**  
 The magnetic corner tracks can be supplied with M8 or M10 brass inserts to your detailed drawing

Tracks	Total Width TL mm	15°	30°	45°	60°	75°	90°
1	214	KMD.41.15.01.A	KMD.41.30.01.A	KMD.41.45.01.A	KMD.41.60.01.A	KMD.41.75.01.A	KMD.41.90.01.A
2	414	KMD.41.15.02.A	KMD.41.30.02.A	KMD.41.45.02.A	KMD.41.60.02.A	KMD.41.75.02.A	KMD.41.90.02.A
3	614	KMD.41.15.03.A	KMD.41.30.03.A	KMD.41.45.03.A	KMD.41.60.03.A	KMD.41.75.03.A	KMD.41.90.03.A



**NOW AVAILABLE IN**  
**"NOLU-S"**  
**MATERIAL !**

For further information see page 184

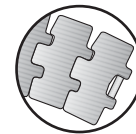
• More tracks and different angles available on request.

**MATERIAL** Pages 182 → 184

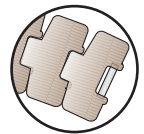
**MATERIAL** For magnetic chains type see pages 23 - 30 - 43 - 58



**Magnetic corner tracks Special Materials**  
 On request magnetic corner tracks for high speed and extremely abrasive applications can be supplied.



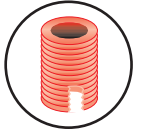
For (stainless) steel magnetic chains, type: 8857 M



For plastic magnetic chains, type: 882 M

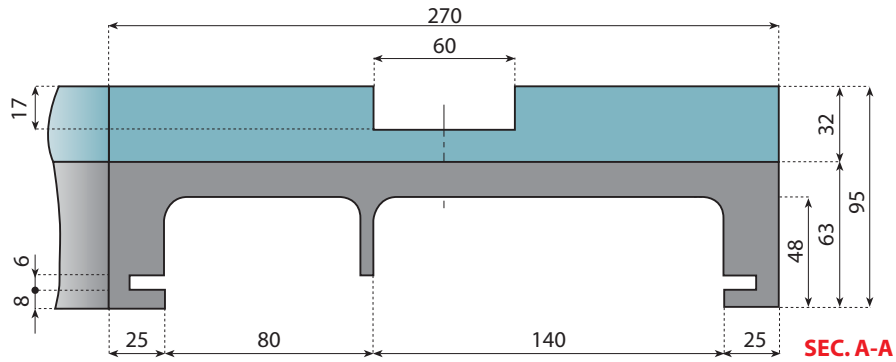


**Magnetic corner tracks Special Dimensions**  
 On request magnetic corner tracks with special dimensions can be produced.

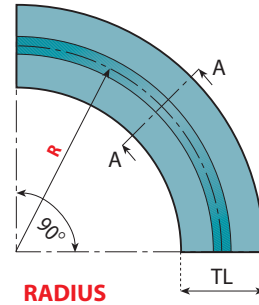
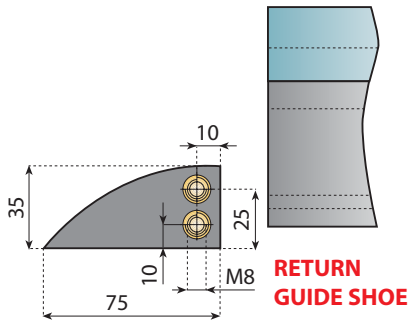


**Inserts:**  
 The magnetic corner tracks can be supplied with M8 or M10 brass inserts to your detailed drawing

Tracks	Total Width TL mm	15°	30°	45°	60°	75°	90°
1	200	KMD.39.15.01.B	KMD.39.30.01.B	KMD.39.45.01.B	KMD.39.60.01.B	KMD.39.75.01.B	KMD.39.90.01.B
2	395	KMD.39.15.02.B	KMD.39.30.02.B	KMD.39.45.02.B	KMD.39.60.02.B	KMD.39.75.02.B	KMD.39.90.02.B
3	590	KMD.39.15.03.B	KMD.39.30.03.B	KMD.39.45.03.B	KMD.39.60.03.B	KMD.39.75.03.B	KMD.39.90.03.B



**ONE TRACK**





**NOW AVAILABLE IN**  
**"NOLU-S"**  
**MATERIAL !**

For further information see page 184

• More tracks and different angles available on request.

**MATERIAL** Pages 182 → 184

 For magnetic chains type see pages 43 - 58



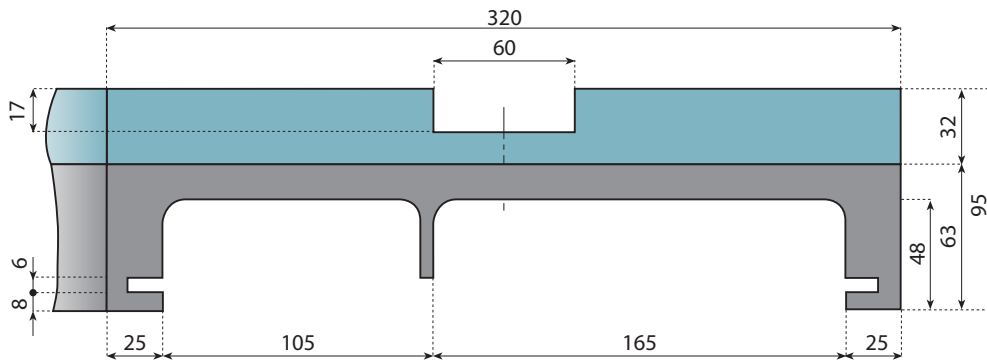
For plastic magnetic chains, type: 882 M

**K93**

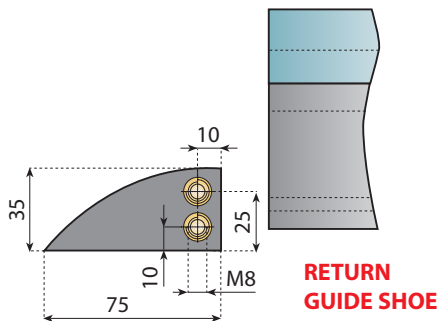
Tracks	R	Total Width TL mm	15°	30°	45°	60°	75°	90°
1	860	270	KMD.48.15.01.A	KMD.48.30.01.A	KMD.48.45.01.A	KMD.48.60.01.A	KMD.48.75.01.A	KMD.48.90.01.A

**K94**

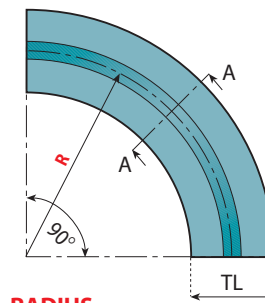
Tracks	R	Total Width TL mm	15°	30°	45°	60°	75°	90°
1	1000	270	KMD.49.15.01.A	KMD.49.30.01.A	KMD.49.45.01.A	KMD.49.60.01.A	KMD.49.75.01.A	KMD.49.90.01.A



ONE TRACK



RETURN GUIDE SHOE



RADIUS


Now available in  
**"NOLU-S"**  
 MATERIAL!

For further information see page 184

- More tracks and different angles available on request.

MATERIAL Pages 182 → 184

For magnetic chains type see pages 43 - 58



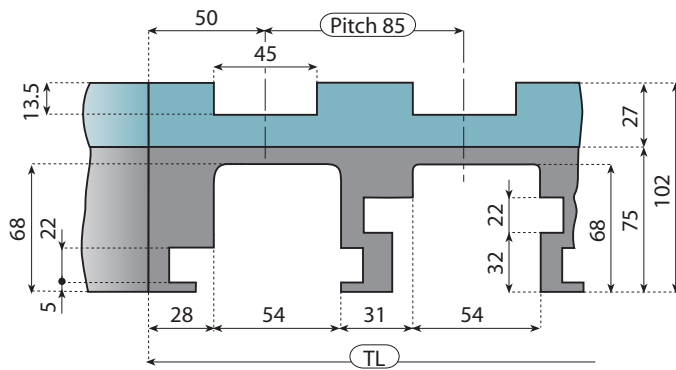
For plastic magnetic chains, type: 882 M

**K97**

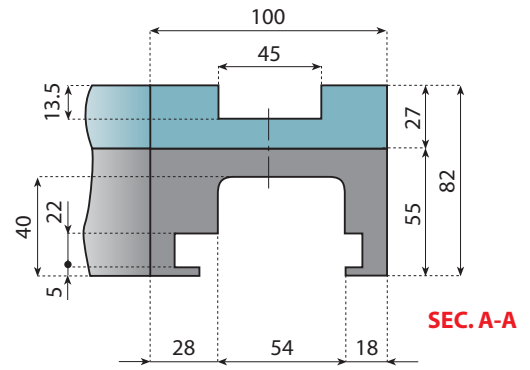
Tracks	R	Total Width TL mm	15°	30°	45°	60°	75°	90°
1	860	320	KMD.52.15.01.A	KMD.52.30.01.A	KMD.52.45.01.A	KMD.52.60.01.A	KMD.52.75.01.A	KMD.52.90.01.A

**K98**

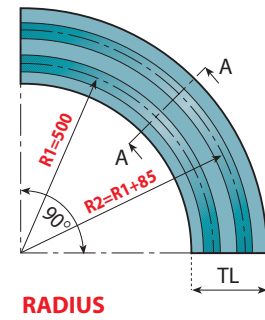
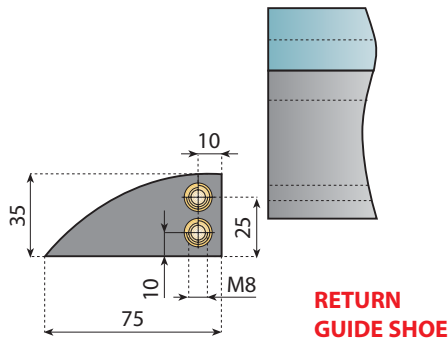
Tracks	R	Total Width TL mm	15°	30°	45°	60°	75°	90°
1	1000	320	KMD.53.15.01.A	KMD.53.30.01.A	KMD.53.45.01.A	KMD.53.60.01.A	KMD.53.75.01.A	KMD.53.90.01.A



MULTI TRACKS



ONE TRACK




**NOW AVAILABLE IN**  
**"NOLU-S"**  
**MATERIAL !**

For further information see page 184

• More tracks and different angles available on request.

**MATERIAL** Pages 182 → 184

For magnetic chains type see pages 49



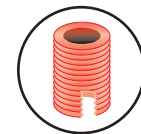
For Plastic Magnetic Chains, type: 879 M



Magnetic corner tracks Special Materials  
 On request magnetic corner tracks for high speed and extremely abrasive applications can be supplied.

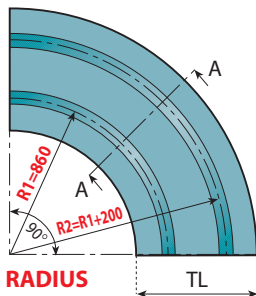
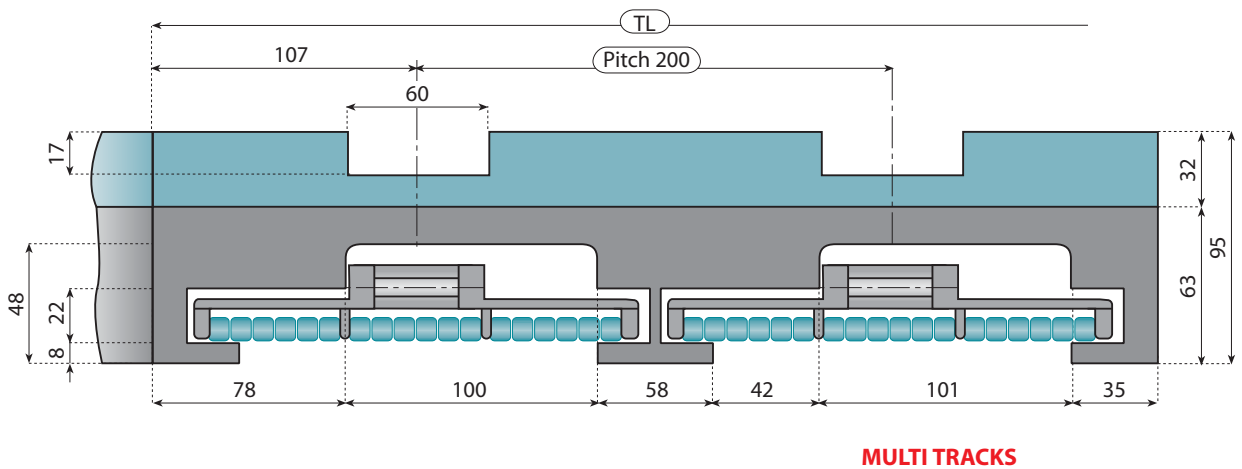
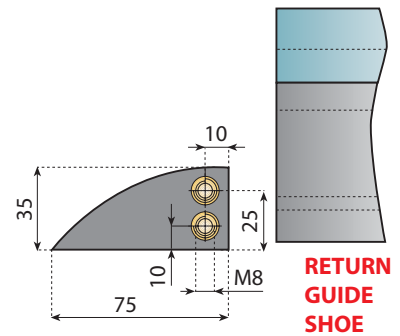
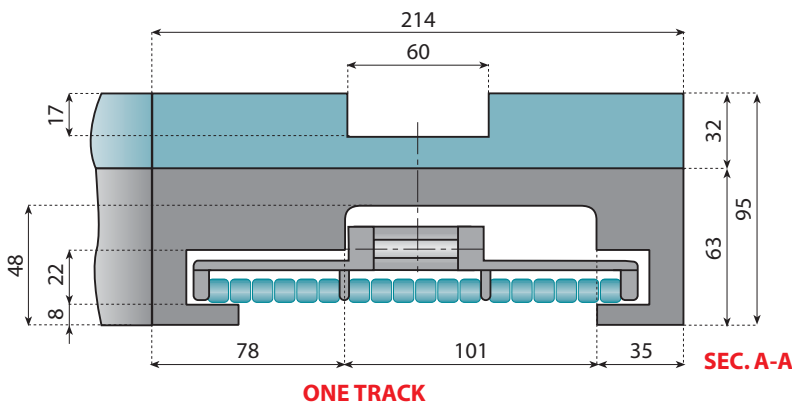


Magnetic corner tracks Special Dimensions  
 On request magnetic corner tracks with special dimensions can be produced.



Inserts:  
 The magnetic corner tracks can be supplied with M8 or M10 brass inserts to your detailed drawing

Tracks	Total Width TL mm	15°	30°	45°	60°	75°	90°
1	100	KMD.68.15.01.A	KMD.68.30.01.A	KMD.68.45.01.A	KMD.68.60.01.A	KMD.68.75.01.A	KMD.68.90.01.A
2	185	KMD.68.15.02.A	KMD.68.30.02.A	KMD.68.45.02.A	KMD.68.60.02.A	KMD.68.75.02.A	KMD.68.90.02.A
3	270	KMD.68.15.03.A	KMD.68.30.03.A	KMD.68.45.03.A	KMD.68.60.03.A	KMD.68.75.03.A	KMD.68.90.03.A
4	355	KMD.68.15.04.A	KMD.68.30.04.A	KMD.68.45.04.A	KMD.68.60.04.A	KMD.68.75.04.A	KMD.68.90.04.A
5	440	KMD.68.15.05.A	KMD.68.30.05.A	KMD.68.45.05.A	KMD.68.60.05.A	KMD.68.75.05.A	KMD.68.90.05.A
6	525	KMD.68.15.06.A	KMD.68.30.06.A	KMD.68.45.06.A	KMD.68.60.06.A	KMD.68.75.06.A	KMD.68.90.06.A
7	610	KMD.68.15.07.A	KMD.68.30.07.A	KMD.68.45.07.A	KMD.68.60.07.A	KMD.68.75.07.A	KMD.68.90.07.A
8	695	KMD.68.15.08.A	KMD.68.30.08.A	KMD.68.45.08.A	KMD.68.60.08.A	KMD.68.75.08.A	KMD.68.90.08.A



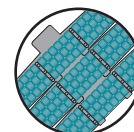
**NOW AVAILABLE IN**  
**"NOLU-S"**  
**MATERIAL !**

For further information see page 184

• More tracks and different angles available on request.

**MATERIAL** Pages 182 → 184

**MATERIAL** For magnetic chains type see pages 52



For plastic magnetic chains, type: **882 M**

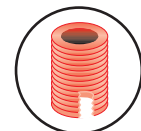


**Magnetic corner tracks Special Materials**  
 On request magnetic corner tracks for high speed and extremely abrasive applications can be supplied.



**Magnetic corner tracks Special Dimensions**

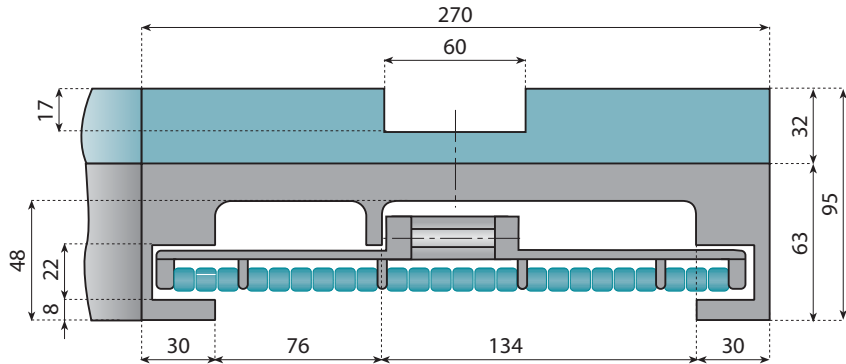
On request magnetic corner tracks with special dimensions can be produced.



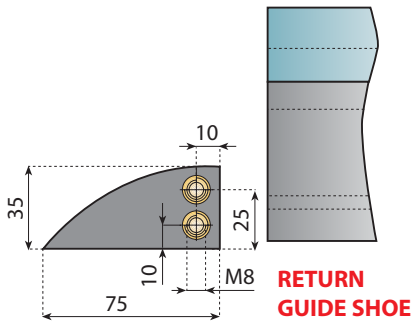
**Inserts:**

The magnetic corner tracks can be supplied with M8 or M10 brass inserts to your detailed drawing

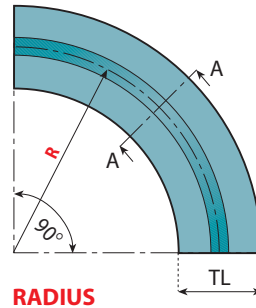
Tracks	Total Width TL mm	15°	30°	45°	60°	75°	90°
1	214	KMD.71.15.01.AC	KMD.71.30.01.AC	KMD.71.45.01.AC	KMD.71.60.01.AC	KMD.71.75.01.AC	KMD.71.90.01.AC
2	414	KMD.71.15.02.AC	KMD.71.30.02.AC	KMD.71.45.02.AC	KMD.71.60.02.AC	KMD.71.75.02.AC	KMD.71.90.02.AC
3	614	KMD.71.15.03.AC	KMD.71.30.03.AC	KMD.71.45.03.AC	KMD.71.60.03.AC	KMD.71.75.03.AC	KMD.71.90.03.AC



**ONE TRACK**



**RETURN GUIDE SHOE**



**RADIUS**

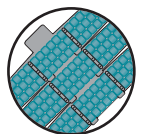
**NOW AVAILABLE IN**  
**"NOLU-S"**  
**MATERIAL !**

For further information see page 184

• More tracks and different angles available on request.

**MATERIAL** Pages 182 → 184

For magnetic chains type see pages 52



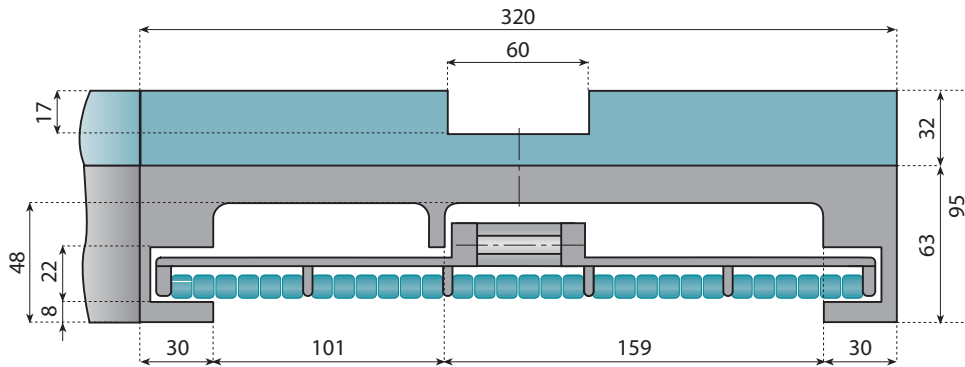
For plastic magnetic chains, type: 882 M

**LBP 93 C**

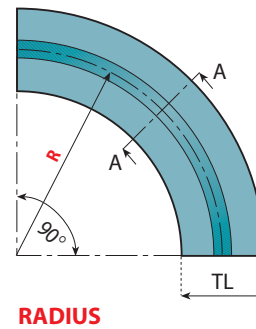
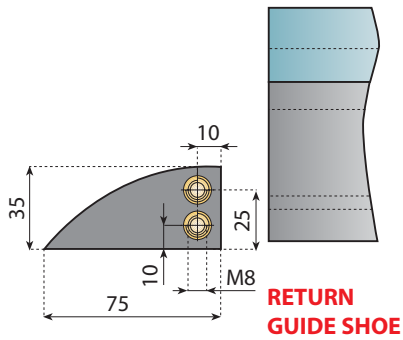
Tracks	R	Total Width TL mm	15°	30°	45°	60°	75°	90°
1	860	270	KMD.78.15.01.AC	KMD.78.30.01.AC	KMD.78.45.01.AC	KMD.78.60.01.AC	KMD.78.75.01.AC	KMD.78.90.01.AC

**LBP 94 C**

Tracks	R	Total Width TL mm	15°	30°	45°	60°	75°	90°
1	1000	270	KMD.79.15.01.AC	KMD.79.30.01.AC	KMD.79.45.01.AC	KMD.79.60.01.AC	KMD.79.75.01.AC	KMD.79.90.01.AC



ONE TRACK



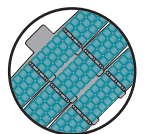
Now available in  
**"NOLU-S"**  
 MATERIAL!

For further information see page 184

• More tracks and different angles available on request.

MATERIAL Pages 182 → 184

For magnetic chains type see pages 52



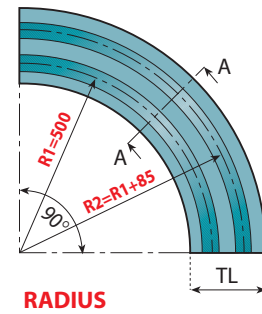
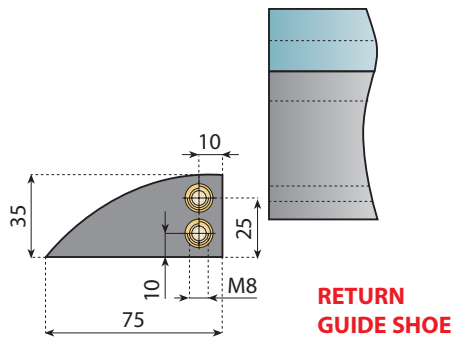
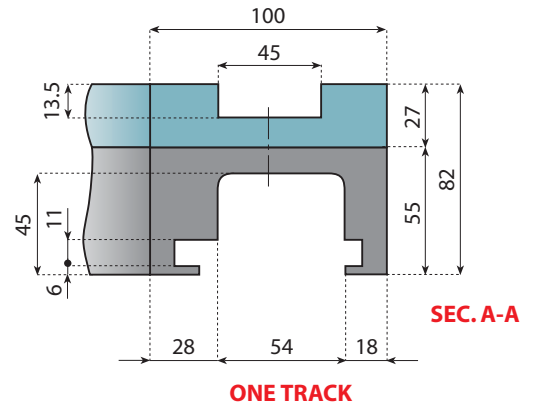
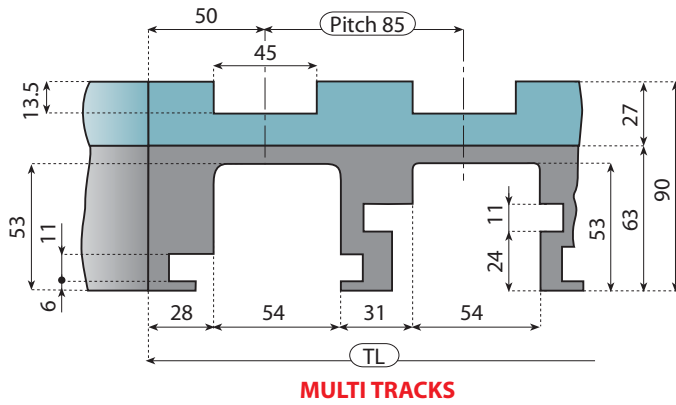
For plastic magnetic chains, type: 882 M

**LBP 97 C**

Tracks	R	Total Width TL mm	15°	30°	45°	60°	75°	90°
1	860	320	KMD.82.15.01.AC	KMD.82.30.01.AC	KMD.82.45.01.AC	KMD.82.60.01.AC	KMD.82.75.01.AC	KMD.82.90.01.AC

**LBP 98 C**

Tracks	R	Total Width TL mm	15°	30°	45°	60°	75°	90°
1	1000	320	KMD.83.15.01.AC	KMD.83.30.01.AC	KMD.83.45.01.AC	KMD.83.60.01.AC	KMD.83.75.01.AC	KMD.83.90.01.AC

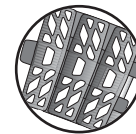


Now available in

**"NOLU-S"**

**MATERIAL !**

For further information see page 184



For Sideflexing Chainbelts, type: 2250M - 2260M



**Magnetic corner tracks Special Materials**  
On request magnetic corner tracks for high speed and extremely abrasive applications can be supplied.

• More tracks and different angles available on request.



Pages 182 → 184

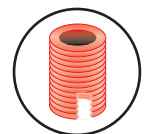


For magnetic chains type see pages 144 - 145



**Magnetic corner tracks Special Dimensions**

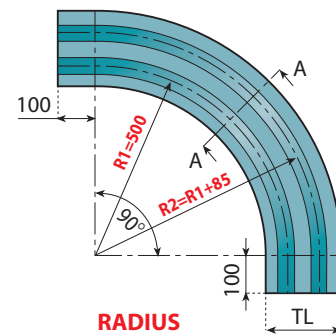
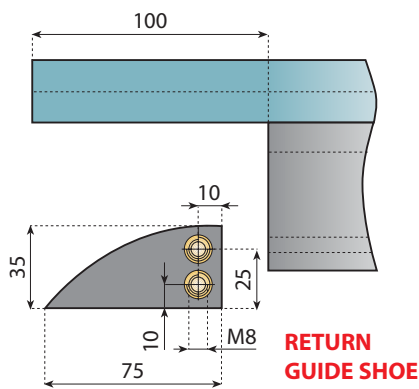
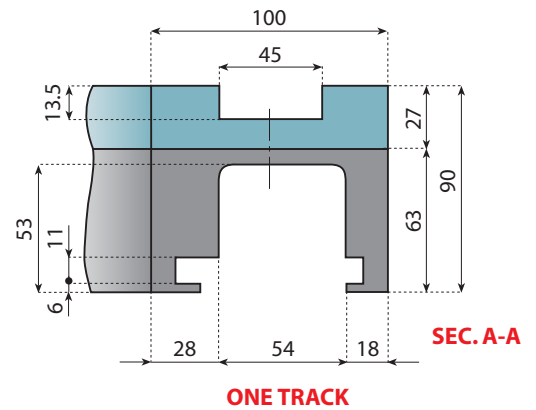
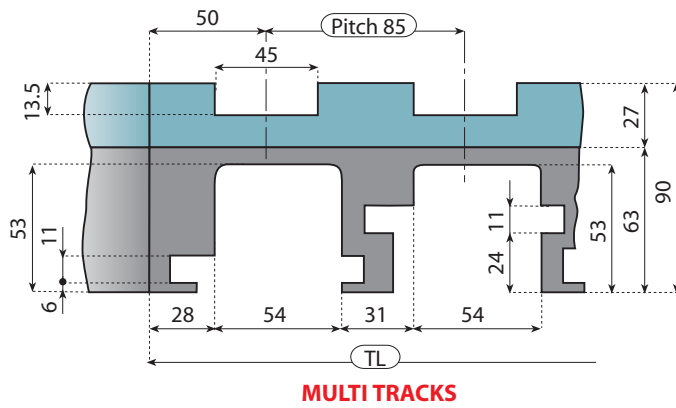
On request magnetic corner tracks with special dimensions can be produced.



**Inserts:**

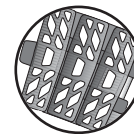
The magnetic corner tracks can be supplied with M8 or M10 brass inserts to your detailed drawing

Tracks	Total Width TL mm	15°	30°	45°	60°	75°	90°
1	100	KMD.90.15.01.A	KMD.90.30.01.A	KMD.90.45.01.A	KMD.90.60.01.A	KMD.90.75.01.A	KMD.90.90.01.A
2	185	KMD.90.15.02.A	KMD.90.30.02.A	KMD.90.45.02.A	KMD.90.60.02.A	KMD.90.75.02.A	KMD.90.90.02.A
3	270	KMD.90.15.03.A	KMD.90.30.03.A	KMD.90.45.03.A	KMD.90.60.03.A	KMD.90.75.03.A	KMD.90.90.03.A
4	355	KMD.90.15.04.A	KMD.90.30.04.A	KMD.90.45.04.A	KMD.90.60.04.A	KMD.90.75.04.A	KMD.90.90.04.A
5	440	KMD.90.15.05.A	KMD.90.30.05.A	KMD.90.45.05.A	KMD.90.60.05.A	KMD.90.75.05.A	KMD.90.90.05.A
6	525	KMD.90.15.06.A	KMD.90.30.06.A	KMD.90.45.06.A	KMD.90.60.06.A	KMD.90.75.06.A	KMD.90.90.06.A
7	610	KMD.90.15.07.A	KMD.90.30.07.A	KMD.90.45.07.A	KMD.90.60.07.A	KMD.90.75.07.A	KMD.90.90.07.A
8	695	KMD.90.15.08.A	KMD.90.30.08.A	KMD.90.45.08.A	KMD.90.60.08.A	KMD.90.75.08.A	KMD.90.90.08.A



Now available in  
**"NOLU-S"**  
 MATERIAL!

For further information see page 184



For Sideflexing Chainbelts, type: 2250M - 2260M



Magnetic corner tracks Special Materials  
 On request magnetic corner tracks for high speed and extremely abrasive applications can be supplied.

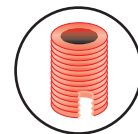
• More tracks and different angles available on request.

MATERIAL Pages 182 → 184

For magnetic chains type see pages 144 - 145

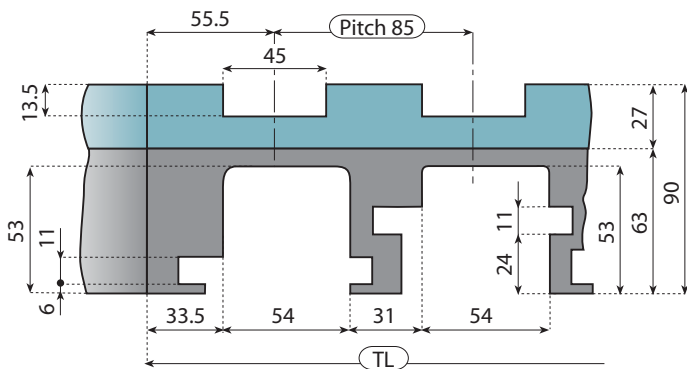


Magnetic corner tracks Special Dimensions  
 On request magnetic corner tracks with special dimensions can be produced.

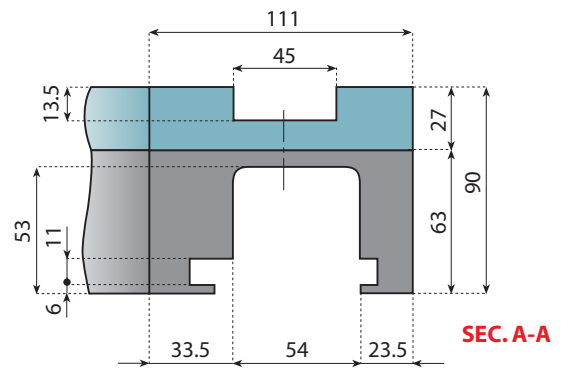


Inserts:  
 The magnetic corner tracks can be supplied with M8 or M10 brass inserts to your detailed drawing

Tracks	Total Width TL mm	15°	30°	45°	60°	75°	90°
1	100	KMD.91.15.01.B	KMD.91.30.01.B	KMD.91.45.01.B	KMD.91.60.01.B	KMD.91.75.01.B	KMD.91.90.01.B
2	185	KMD.91.15.02.B	KMD.91.30.02.B	KMD.91.45.02.B	KMD.91.60.02.B	KMD.91.75.02.B	KMD.91.90.02.B
3	270	KMD.91.15.03.B	KMD.91.30.03.B	KMD.91.45.03.B	KMD.91.60.03.B	KMD.91.75.03.B	KMD.91.90.03.B
4	355	KMD.91.15.04.B	KMD.91.30.04.B	KMD.91.45.04.B	KMD.91.60.04.B	KMD.91.75.04.B	KMD.91.90.04.B
5	440	KMD.91.15.05.B	KMD.91.30.05.B	KMD.91.45.05.B	KMD.91.60.05.B	KMD.91.75.05.B	KMD.91.90.05.B
6	525	KMD.91.15.06.B	KMD.91.30.06.B	KMD.91.45.06.B	KMD.91.60.06.B	KMD.91.75.06.B	KMD.91.90.06.B
7	610	KMD.91.15.07.B	KMD.91.30.07.B	KMD.91.45.07.B	KMD.91.60.07.B	KMD.91.75.07.B	KMD.91.90.07.B
8	695	KMD.91.15.08.B	KMD.91.30.08.B	KMD.91.45.08.B	KMD.91.60.08.B	KMD.91.75.08.B	KMD.91.90.08.B

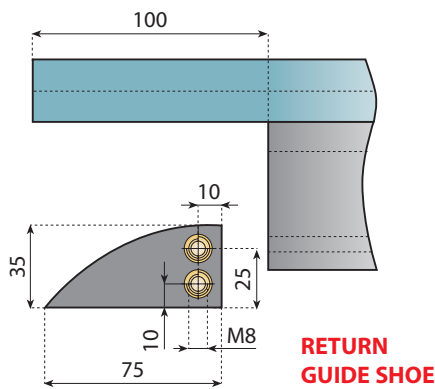


MULTI TRACKS

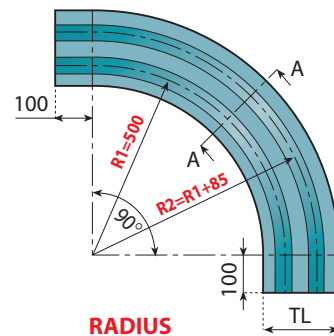


ONE TRACK

SEC. A-A



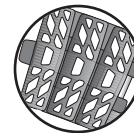
RETURN GUIDE SHOE



RADIUS

Now available in  
"NOLU-S"  
MATERIAL!

For further information see page 184



For Sideflexing Chainbelts, type: 2250M - 2260M



Magnetic corner tracks Special Materials  
On request magnetic corner tracks for high speed and extremely abrasive applications can be supplied.

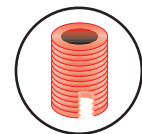
• More tracks and different angles available on request.

MATERIAL Pages 182 → 184

For magnetic chains type see pages 144 - 145

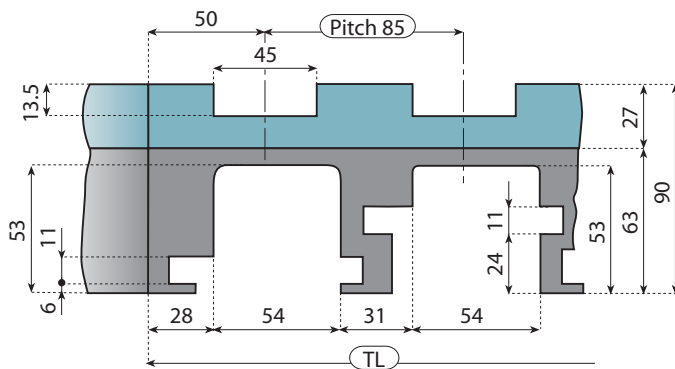


Magnetic corner tracks Special Dimensions  
On request magnetic corner tracks with special dimensions can be produced.

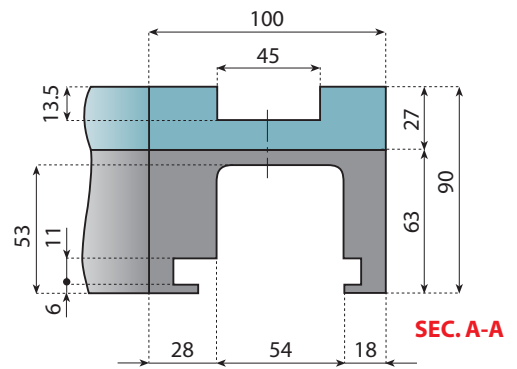


Inserts:  
The magnetic corner tracks can be supplied with M8 or M10 brass inserts to your detailed drawing

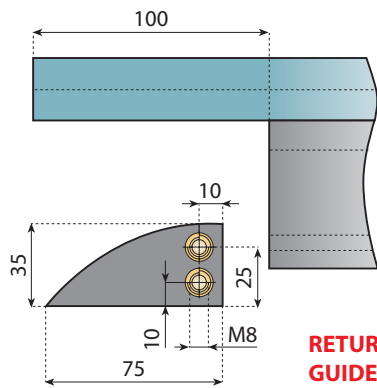
Tracks	Total Width TL mm	15°	30°	45°	60°	75°	90°
1	111	KMD.92.15.01.B	KMD.92.30.01.B	KMD.92.45.01.B	KMD.92.60.01.B	KMD.92.75.01.B	KMD.92.90.01.B
2	196	KMD.92.15.02.B	KMD.92.30.02.B	KMD.92.45.02.B	KMD.92.60.02.B	KMD.92.75.02.B	KMD.92.90.02.B
3	281	KMD.92.15.03.B	KMD.92.30.03.B	KMD.92.45.03.B	KMD.92.60.03.B	KMD.92.75.03.B	KMD.92.90.03.B
4	366	KMD.92.15.04.B	KMD.92.30.04.B	KMD.92.45.04.B	KMD.92.60.04.B	KMD.92.75.04.B	KMD.92.90.04.B
5	451	KMD.92.15.05.B	KMD.92.30.05.B	KMD.92.45.05.B	KMD.92.60.05.B	KMD.92.75.05.B	KMD.92.90.05.B
6	536	KMD.92.15.06.B	KMD.92.30.06.B	KMD.92.45.06.B	KMD.92.60.06.B	KMD.92.75.06.B	KMD.92.90.06.B
7	621	KMD.92.15.07.B	KMD.92.30.07.B	KMD.92.45.07.B	KMD.92.60.07.B	KMD.92.75.07.B	KMD.92.90.07.B
8	706	KMD.92.15.08.B	KMD.92.30.08.B	KMD.92.45.08.B	KMD.92.60.08.B	KMD.92.75.08.B	KMD.92.90.08.B



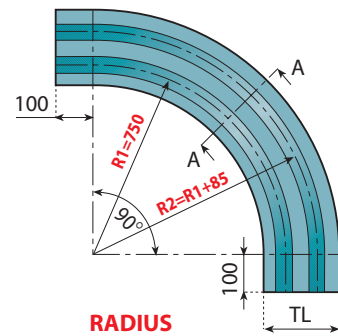
**MULTI TRACKS**



**ONE TRACK**



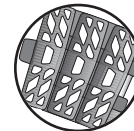
**RETURN GUIDE SHOE**



**RADIUS**

Now available in  
**"NOLU-S"**  
 MATERIAL !

For further information see page 184



For Sideflexing Chainbelts, type: 2250M - 2260M



Magnetic corner tracks Special Materials  
 On request magnetic corner tracks for high speed and extremely abrasive applications can be supplied.

• More tracks and different angles available on request.



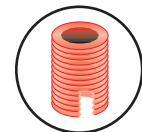
Pages 182 → 184



For magnetic chains type see pages 144 - 145

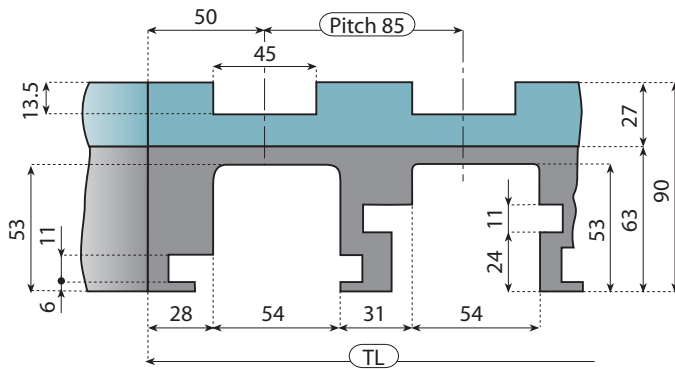


Magnetic corner tracks Special Dimensions  
 On request magnetic corner tracks with special dimensions can be produced.

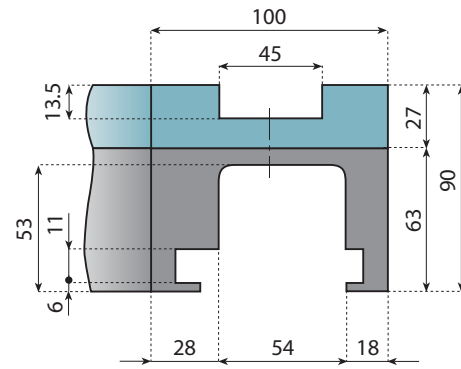


Inserts:  
 The magnetic corner tracks can be supplied with M8 or M10 brass inserts to your detailed drawing

Tracks	Total Width TL mm	15°	30°	45°	60°	75°	90°
1	100	KMD.93.15.01.B	KMD.93.30.01.B	KMD.93.45.01.B	KMD.93.60.01.B	KMD.93.75.01.B	KMD.93.90.01.B
2	185	KMD.93.15.02.B	KMD.93.30.02.B	KMD.93.45.02.B	KMD.93.60.02.B	KMD.93.75.02.B	KMD.93.90.02.B
3	270	KMD.93.15.03.B	KMD.93.30.03.B	KMD.93.45.03.B	KMD.93.60.03.B	KMD.93.75.03.B	KMD.93.90.03.B
4	355	KMD.93.15.04.B	KMD.93.30.04.B	KMD.93.45.04.B	KMD.93.60.04.B	KMD.93.75.04.B	KMD.93.90.04.B
5	440	KMD.93.15.05.B	KMD.93.30.05.B	KMD.93.45.05.B	KMD.93.60.05.B	KMD.93.75.05.B	KMD.93.90.05.B
6	525	KMD.93.15.06.B	KMD.93.30.06.B	KMD.93.45.06.B	KMD.93.60.06.B	KMD.93.75.06.B	KMD.93.90.06.B
7	610	KMD.93.15.07.B	KMD.93.30.07.B	KMD.93.45.07.B	KMD.93.60.07.B	KMD.93.75.07.B	KMD.93.90.07.B
8	695	KMD.93.15.08.B	KMD.93.30.08.B	KMD.93.45.08.B	KMD.93.60.08.B	KMD.93.75.08.B	KMD.93.90.08.B

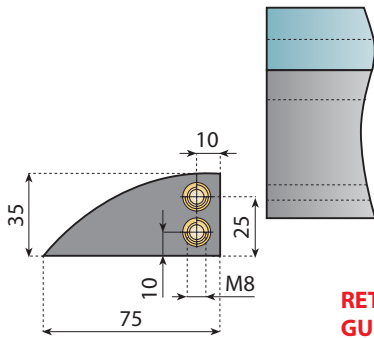


MULTI TRACKS

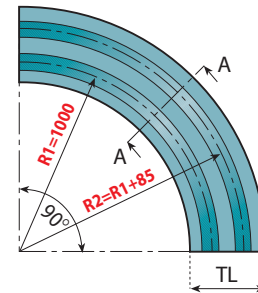


ONE TRACK

SEC. A-A



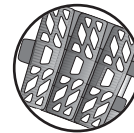
RETURN GUIDE SHOE



RADIUS

Now available in  
"NOLU-S"  
MATERIAL!

For further information see page 184



For Sideflexing Chainbelts, type: 2250M - 2260M



Magnetic corner tracks Special Materials  
On request magnetic corner tracks for high speed and extremely abrasive applications can be supplied.

• More tracks and different angles available on request.



Pages 182 → 184

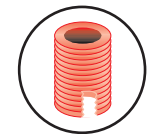


For magnetic chains type see pages 144 - 145



Magnetic corner tracks Special Dimensions

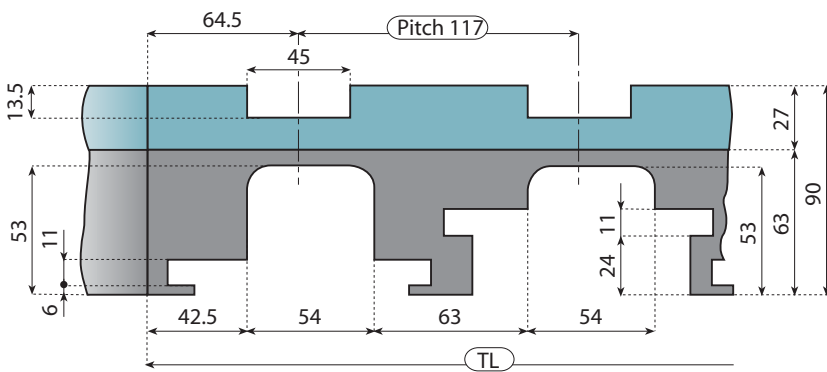
On request magnetic corner tracks with special dimensions can be produced.



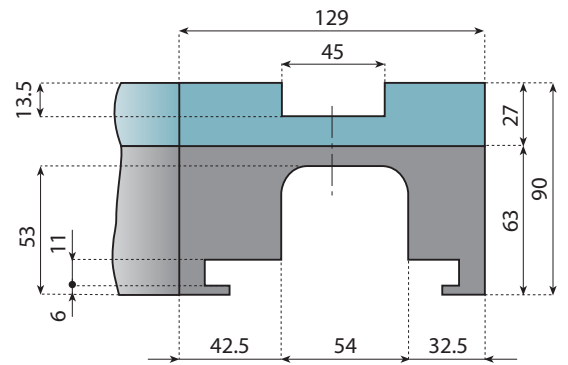
Inserts:

The magnetic corner tracks can be supplied with M8 or M10 brass inserts to your detailed drawing

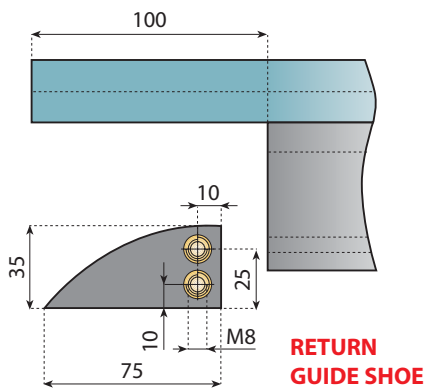
Tracks	Total Width TL mm	15°	30°	45°	60°	75°	90°
1	100	KMD.96.15.01.A	KMD.96.30.01.A	KMD.96.45.01.A	KMD.96.60.01.A	KMD.96.75.01.A	KMD.96.90.01.A
2	185	KMD.96.15.02.A	KMD.96.30.02.A	KMD.96.45.02.A	KMD.96.60.02.A	KMD.96.75.02.A	KMD.96.90.02.A
3	270	KMD.96.15.03.A	KMD.96.30.03.A	KMD.96.45.03.A	KMD.96.60.03.A	KMD.96.75.03.A	KMD.96.90.03.A
4	355	KMD.96.15.04.A	KMD.96.30.04.A	KMD.96.45.04.A	KMD.96.60.04.A	KMD.96.75.04.A	KMD.96.90.04.A
5	440	KMD.96.15.05.A	KMD.96.30.05.A	KMD.96.45.05.A	KMD.96.60.05.A	KMD.96.75.05.A	KMD.96.90.05.A
6	525	KMD.96.15.06.A	KMD.96.30.06.A	KMD.96.45.06.A	KMD.96.60.06.A	KMD.96.75.06.A	KMD.96.90.06.A
7	610	KMD.96.15.07.A	KMD.96.30.07.A	KMD.96.45.07.A	KMD.96.60.07.A	KMD.96.75.07.A	KMD.96.90.07.A
8	695	KMD.96.15.08.A	KMD.96.30.08.A	KMD.96.45.08.A	KMD.96.60.08.A	KMD.96.75.08.A	KMD.96.90.08.A



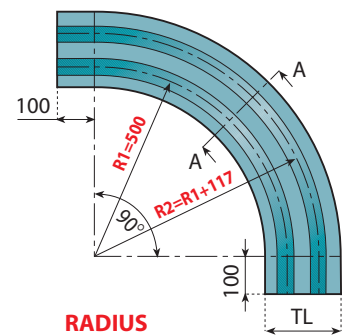
MULTI TRACKS



ONE TRACK SEC. A-A



RETURN GUIDE SHOE



RADIUS


Now available in  
"NOLU-S"  
MATERIAL!

For further information see page 184

• More tracks and different angles available on request.

MATERIAL Pages 182 → 184

For magnetic chains type see pages 144



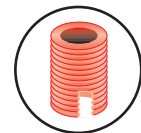
For Sideflexing Chainbelts, type: 2250M



Magnetic corner tracks Special Materials  
On request magnetic corner tracks for high speed and extremely abrasive applications can be supplied.

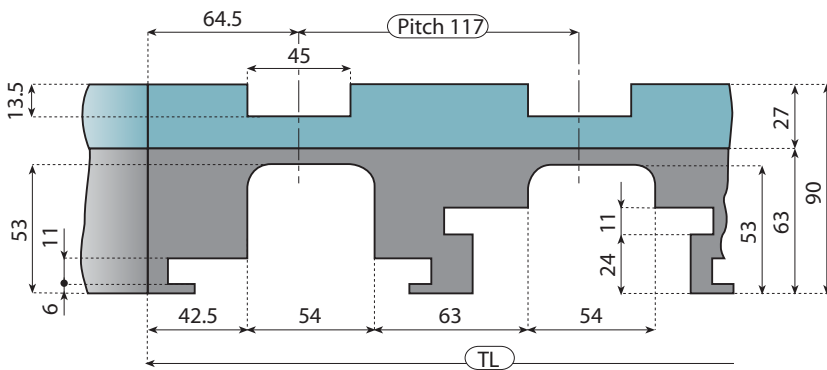


Magnetic corner tracks Special Dimensions  
On request magnetic corner tracks with special dimensions can be produced.

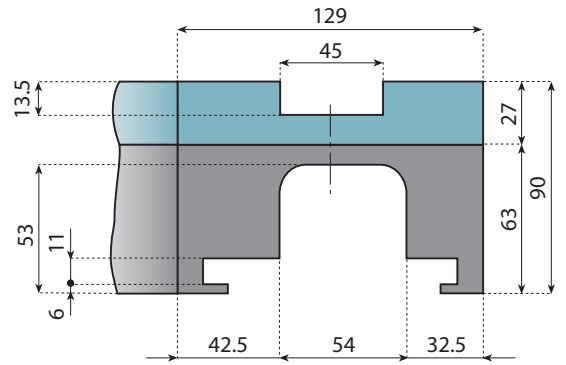


Inserts:  
The magnetic corner tracks can be supplied with M8 or M10 brass inserts to your detailed drawing

Tracks	Total Width TL mm	15°	30°	45°	60°	75°	90°
1	129	KMD.54.15.01.B	KMD.54.30.01.B	KMD.54.45.01.B	KMD.54.60.01.B	KMD.54.75.01.B	KMD.54.90.01.B
2	246	KMD.54.15.02.B	KMD.54.30.02.B	KMD.54.45.02.B	KMD.54.60.02.B	KMD.54.75.02.B	KMD.54.90.02.B
3	363	KMD.54.15.03.B	KMD.54.30.03.B	KMD.54.45.03.B	KMD.54.60.03.B	KMD.54.75.03.B	KMD.54.90.03.B
4	480	KMD.54.15.04.B	KMD.54.30.04.B	KMD.54.45.04.B	KMD.54.60.04.B	KMD.54.75.04.B	KMD.54.90.04.B

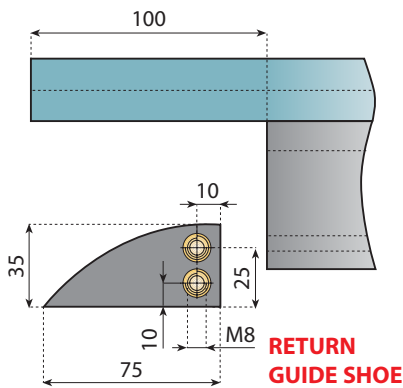


MULTI TRACKS

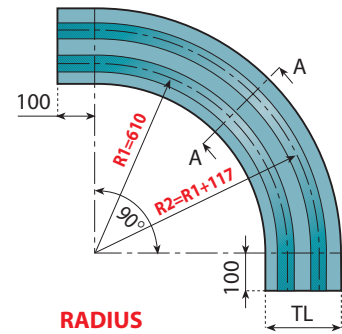


ONE TRACK

SEC. A-A



RETURN GUIDE SHOE



RADIUS

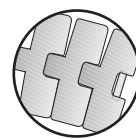
Now available in  
"NOLU-S"  
MATERIAL!

For further information see page 184

• More tracks and different angles available on request.

MATERIAL Pages 182 → 184

For magnetic chains type see pages 144



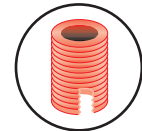
For Sideflexing Chainbelts, type: 2250M



Magnetic corner tracks Special Materials  
On request magnetic corner tracks for high speed and extremely abrasive applications can be supplied.

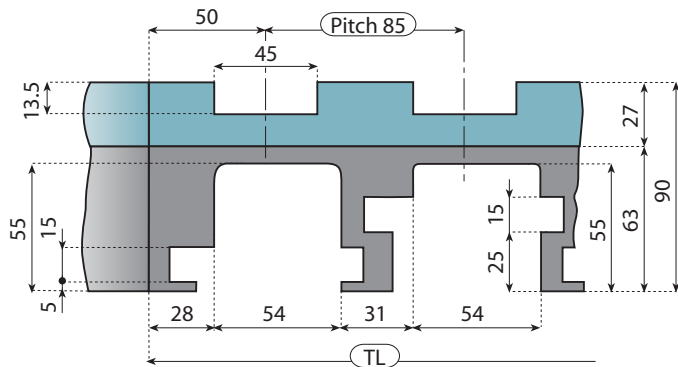


Magnetic corner tracks Special Dimensions  
On request magnetic corner tracks with special dimensions can be produced.

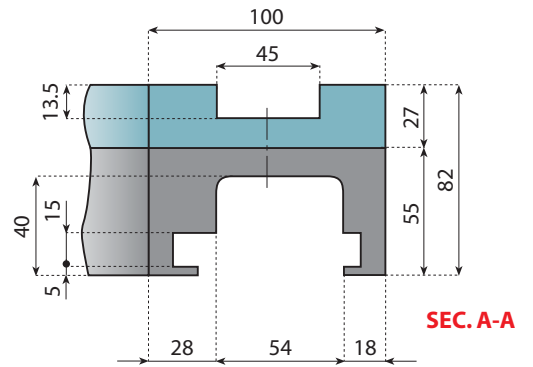


Inserts:  
The magnetic corner tracks can be supplied with M8 or M10 brass inserts to your detailed drawing

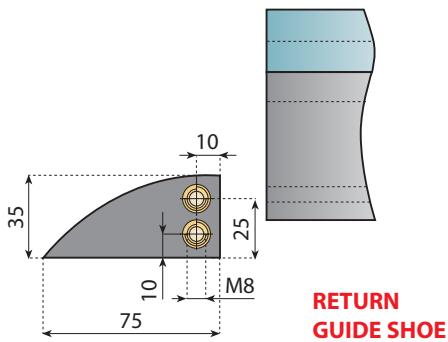
Tracks	Total Width TL mm	15°	30°	45°	60°	75°	90°
1	129	KMD.56.15.01.B	KMD.56.30.01.B	KMD.56.45.01.B	KMD.56.60.01.B	KMD.56.75.01.B	KMD.56.90.01.B
2	246	KMD.56.15.02.B	KMD.56.30.02.B	KMD.56.45.02.B	KMD.56.60.02.B	KMD.56.75.02.B	KMD.56.90.02.B
3	363	KMD.56.15.03.B	KMD.56.30.03.B	KMD.56.45.03.B	KMD.56.60.03.B	KMD.56.75.03.B	KMD.56.90.03.B
4	480	KMD.56.15.04.B	KMD.56.30.04.B	KMD.56.45.04.B	KMD.56.60.04.B	KMD.56.75.04.B	KMD.56.90.04.B



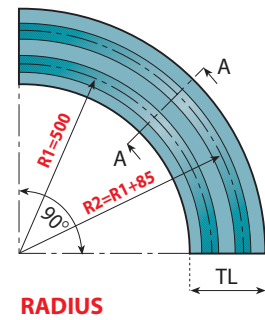
**MULTI TRACKS**



**ONE TRACK**



**RETURN GUIDE SHOE**




**RADIUS**

Now available in

**"NOLU-S"**

**MATERIAL!**

For further information see page 184



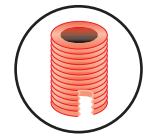
For Sideflexing Chainbelts, type: 2251M



Magnetic corner tracks Special Materials  
On request magnetic corner tracks for high speed and extremely abrasive applications can be supplied.



Magnetic corner tracks Special Dimensions  
On request magnetic corner tracks with special dimensions can be produced.



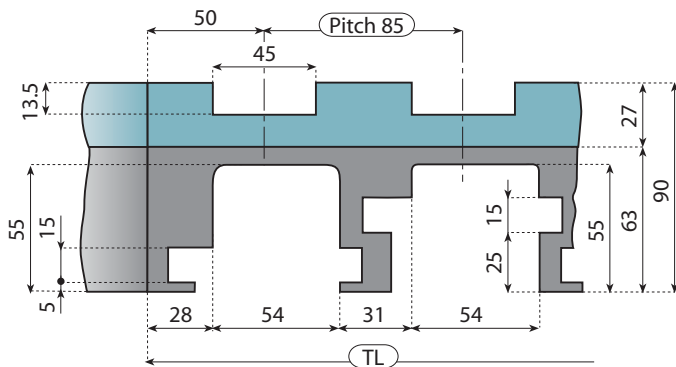
Inserts:  
The magnetic corner tracks can be supplied with M8 or M10 brass inserts to your detailed drawing

• More tracks and different angles available on request.

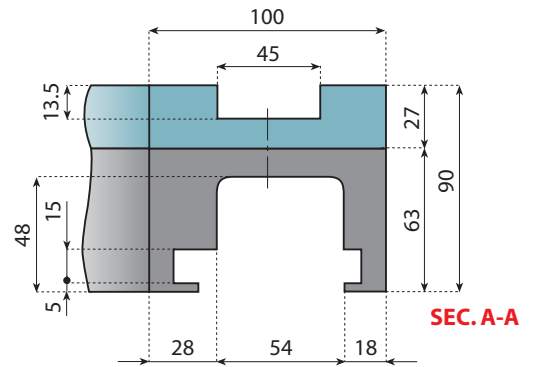
MATERIAL Pages 182 → 184

For magnetic chains type see pages 174

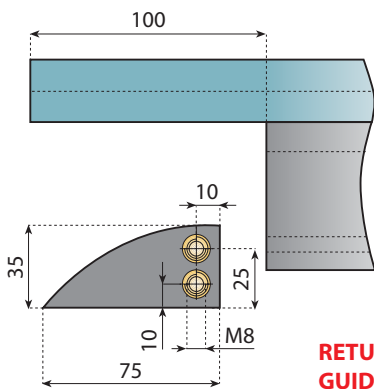
Tracks	Total Width TL mm	15°	30°	45°	60°	75°	90°
1	100	KMD.84.15.01.A	KMD.84.30.01.A	KMD.84.45.01.A	KMD.84.60.01.A	KMD.84.75.01.A	KMD.84.90.01.A
2	185	KMD.84.15.02.A	KMD.84.30.02.A	KMD.84.45.02.A	KMD.84.60.02.A	KMD.84.75.02.A	KMD.84.90.02.A
3	270	KMD.84.15.03.A	KMD.84.30.03.A	KMD.84.45.03.A	KMD.84.60.03.A	KMD.84.75.03.A	KMD.84.90.03.A
4	355	KMD.84.15.04.A	KMD.84.30.04.A	KMD.84.45.04.A	KMD.84.60.04.A	KMD.84.75.04.A	KMD.84.90.04.A
5	440	KMD.84.15.05.A	KMD.84.30.05.A	KMD.84.45.05.A	KMD.84.60.05.A	KMD.84.75.05.A	KMD.84.90.05.A
6	525	KMD.84.15.06.A	KMD.84.30.06.A	KMD.84.45.06.A	KMD.84.60.06.A	KMD.84.75.06.A	KMD.84.90.06.A
7	610	KMD.84.15.07.A	KMD.84.30.07.A	KMD.84.45.07.A	KMD.84.60.07.A	KMD.84.75.07.A	KMD.84.90.07.A
8	695	KMD.84.15.08.A	KMD.84.30.08.A	KMD.84.45.08.A	KMD.84.60.08.A	KMD.84.75.08.A	KMD.84.90.08.A



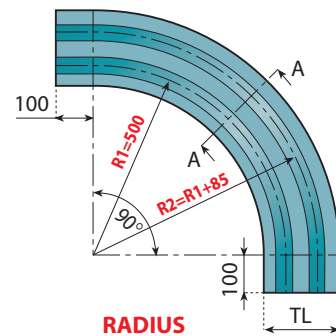
**MULTI TRACKS**



**ONE TRACK**



**RETURN GUIDE SHOE**




**RADIUS**

Now available in

"NOLU-S"

MATERIAL!

For further information see page 184



For Sideflexing Chainbelts, type: 2251M

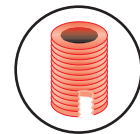


**Magnetic corner tracks Special Materials**  
On request magnetic corner tracks for high speed and extremely abrasive applications can be supplied.



**Magnetic corner tracks Special Dimensions**

On request magnetic corner tracks with special dimensions can be produced.



**Inserts:**

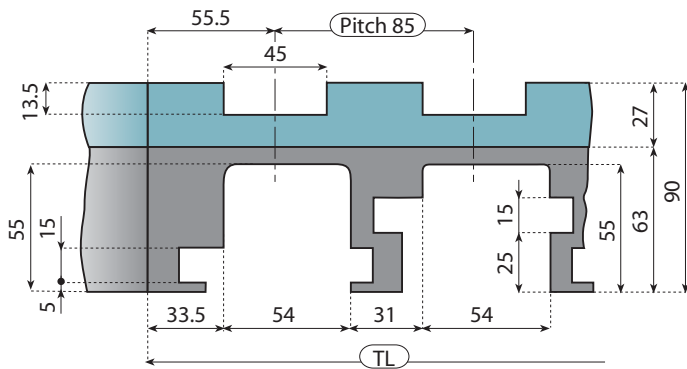
The magnetic corner tracks can be supplied with M8 or M10 brass inserts to your detailed drawing

• More tracks and different angles available on request.

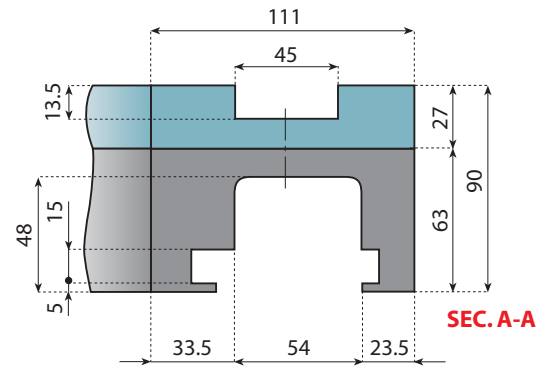
**MATERIAL** Pages 182 → 184

**MATERIAL** For magnetic chains type see pages 174

Tracks	Total Width TL mm	15°	30°	45°	60°	75°	90°
1	100	KMD.85.15.01.B	KMD.85.30.01.B	KMD.85.45.01.B	KMD.85.60.01.B	KMD.85.75.01.B	KMD.85.90.01.B
2	185	KMD.85.15.02.B	KMD.85.30.02.B	KMD.85.45.02.B	KMD.85.60.02.B	KMD.85.75.02.B	KMD.85.90.02.B
3	270	KMD.85.15.03.B	KMD.85.30.03.B	KMD.85.45.03.B	KMD.85.60.03.B	KMD.85.75.03.B	KMD.85.90.03.B
4	355	KMD.85.15.04.B	KMD.85.30.04.B	KMD.85.45.04.B	KMD.85.60.04.B	KMD.85.75.04.B	KMD.85.90.04.B
5	440	KMD.85.15.05.B	KMD.85.30.05.B	KMD.85.45.05.B	KMD.85.60.05.B	KMD.85.75.05.B	KMD.85.90.05.B
6	525	KMD.85.15.06.B	KMD.85.30.06.B	KMD.85.45.06.B	KMD.85.60.06.B	KMD.85.75.06.B	KMD.85.90.06.B
7	610	KMD.85.15.07.B	KMD.85.30.07.B	KMD.85.45.07.B	KMD.85.60.07.B	KMD.85.75.07.B	KMD.85.90.07.B
8	695	KMD.85.15.08.B	KMD.85.30.08.B	KMD.85.45.08.B	KMD.85.60.08.B	KMD.85.75.08.B	KMD.85.90.08.B

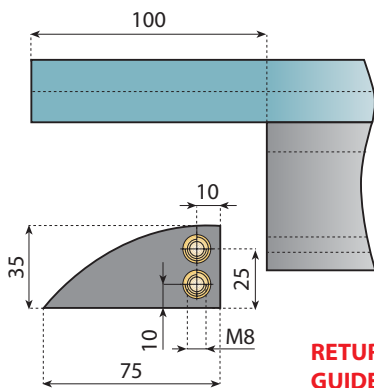


**MULTI TRACKS**

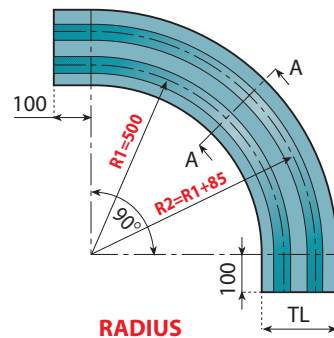


**ONE TRACK**

SEC. A-A



**RETURN GUIDE SHOE**



**RADIUS**

Now available in  
"NOLU-S"  
MATERIAL!

For further information see page 184



For Sideflexing Chainbelts, type: 2251M



**Magnetic corner tracks Special Materials**  
On request magnetic corner tracks for high speed and extremely abrasive applications can be supplied.

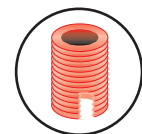
• More tracks and different angles available on request.

**MATERIAL** Pages 182 → 184

For magnetic chains type see pages 174

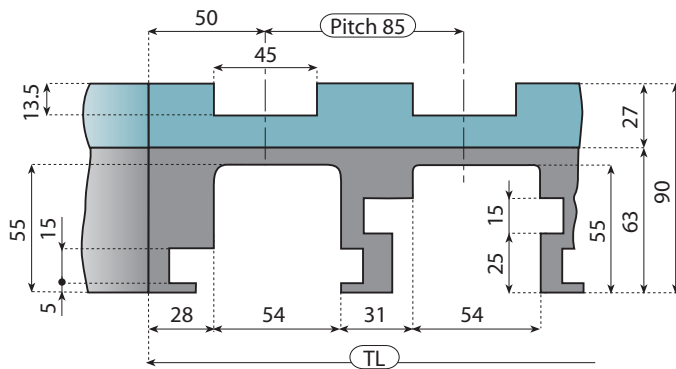


**Magnetic corner tracks Special Dimensions**  
On request magnetic corner tracks with special dimensions can be produced.

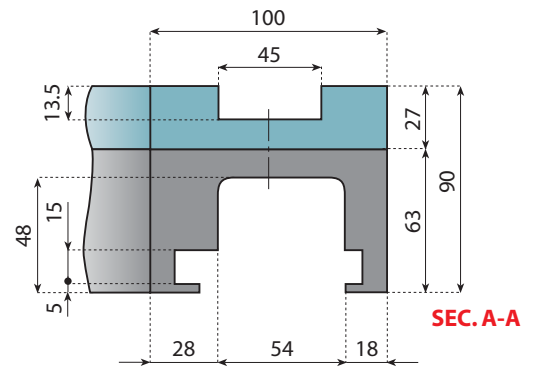


**Inserts:**  
The magnetic corner tracks can be supplied with M8 or M10 brass inserts to your detailed drawing

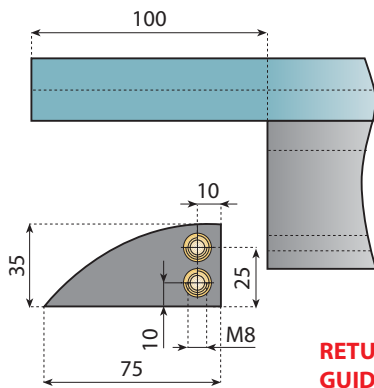
Tracks	Total Width TL mm	15°	30°	45°	60°	75°	90°
1	111	KMD.86.15.01.B	KMD.86.30.01.B	KMD.86.45.01.B	KMD.86.60.01.B	KMD.86.75.01.B	KMD.86.90.01.B
2	196	KMD.86.15.02.B	KMD.86.30.02.B	KMD.86.45.02.B	KMD.86.60.02.B	KMD.86.75.02.B	KMD.86.90.02.B
3	281	KMD.86.15.03.B	KMD.86.30.03.B	KMD.86.45.03.B	KMD.86.60.03.B	KMD.86.75.03.B	KMD.86.90.03.B
4	366	KMD.86.15.04.B	KMD.86.30.04.B	KMD.86.45.04.B	KMD.86.60.04.B	KMD.86.75.04.B	KMD.86.90.04.B
5	451	KMD.86.15.05.B	KMD.86.30.05.B	KMD.86.45.05.B	KMD.86.60.05.B	KMD.86.75.05.B	KMD.86.90.05.B
6	536	KMD.86.15.06.B	KMD.86.30.06.B	KMD.86.45.06.B	KMD.86.60.06.B	KMD.86.75.06.B	KMD.86.90.06.B
7	621	KMD.86.15.07.B	KMD.86.30.07.B	KMD.86.45.07.B	KMD.86.60.07.B	KMD.86.75.07.B	KMD.86.90.07.B
8	706	KMD.86.15.08.B	KMD.86.30.08.B	KMD.86.45.08.B	KMD.86.60.08.B	KMD.86.75.08.B	KMD.86.90.08.B



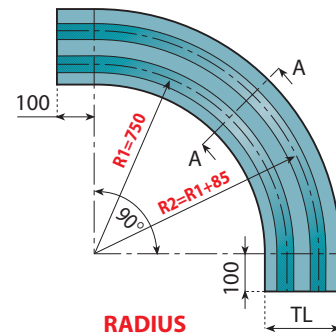
**MULTI TRACKS**



**ONE TRACK**




**RETURN GUIDE SHOE**



**RADIUS**

Now available in  
**"NOLU-S"**  
 MATERIAL !

For further information see page 184



For Sideflexing Chainbelts, type: 2251M



**Magnetic corner tracks Special Materials**  
 On request magnetic corner tracks for high speed and extremely abrasive applications can be supplied.

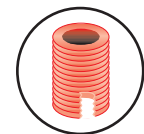
• More tracks and different angles available on request.

**MATERIAL** Pages 182 → 184

**MATERIAL** For magnetic chains type see pages 174

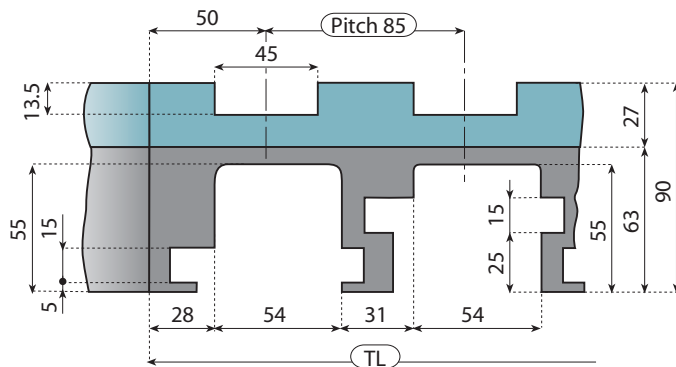


**Magnetic corner tracks Special Dimensions**  
 On request magnetic corner tracks with special dimensions can be produced.

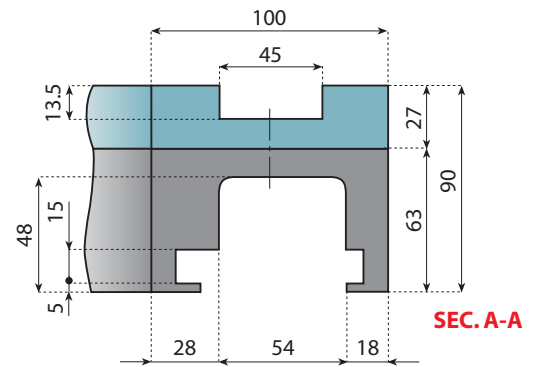


**Inserts:**  
 The magnetic corner tracks can be supplied with M8 or M10 brass inserts to your detailed drawing

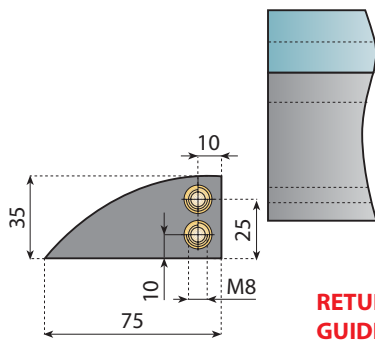
Tracks	Total Width TL mm	15°	30°	45°	60°	75°	90°
1	100	KMD.87.15.01.B	KMD.87.30.01.B	KMD.87.45.01.B	KMD.87.60.01.B	KMD.87.75.01.B	KMD.87.90.01.B
2	185	KMD.87.15.02.B	KMD.87.30.02.B	KMD.87.45.02.B	KMD.87.60.02.B	KMD.87.75.02.B	KMD.87.90.02.B
3	270	KMD.87.15.03.B	KMD.87.30.03.B	KMD.87.45.03.B	KMD.87.60.03.B	KMD.87.75.03.B	KMD.87.90.03.B
4	355	KMD.87.15.04.B	KMD.87.30.04.B	KMD.87.45.04.B	KMD.87.60.04.B	KMD.87.75.04.B	KMD.87.90.04.B
5	440	KMD.87.15.05.B	KMD.87.30.05.B	KMD.87.45.05.B	KMD.87.60.05.B	KMD.87.75.05.B	KMD.87.90.05.B
6	525	KMD.87.15.06.B	KMD.87.30.06.B	KMD.87.45.06.B	KMD.87.60.06.B	KMD.87.75.06.B	KMD.87.90.06.B
7	610	KMD.87.15.07.B	KMD.87.30.07.B	KMD.87.45.07.B	KMD.87.60.07.B	KMD.87.75.07.B	KMD.87.90.07.B
8	695	KMD.87.15.08.B	KMD.87.30.08.B	KMD.87.45.08.B	KMD.87.60.08.B	KMD.87.75.08.B	KMD.87.90.08.B



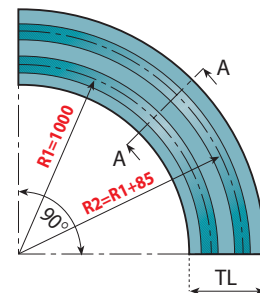
**MULTI TRACKS**



**ONE TRACK**



**RETURN GUIDE SHOE**




**RADIUS**

Now available in

**"NOLU-S"**

**MATERIAL !**

For further information see page 184



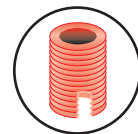
For Sideflexing Chainbelts, type: 2251M



**Magnetic corner tracks Special Materials**  
On request magnetic corner tracks for high speed and extremely abrasive applications can be supplied.



**Magnetic corner tracks Special Dimensions**  
On request magnetic corner tracks with special dimensions can be produced.



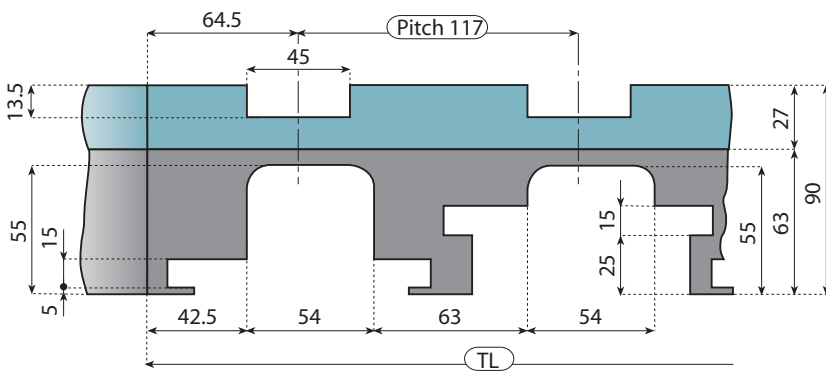
**Inserts:**  
The magnetic corner tracks can be supplied with M8 or M10 brass inserts to your detailed drawing

• More tracks and different angles available on request.

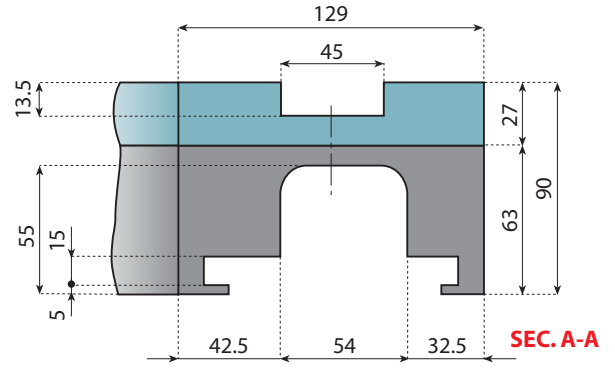
**MATERIAL** Pages 182 → 184

**MATERIAL** For magnetic chains type see pages 174

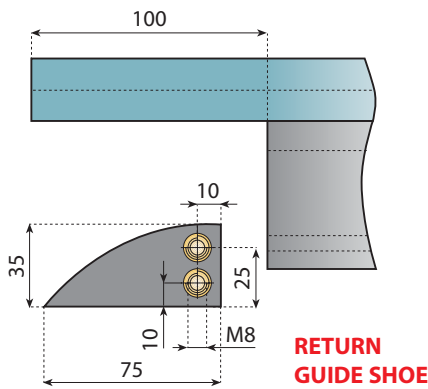
Tracks	Total Width TL mm	15°	30°	45°	60°	75°	90°
1	100	KMD.97.15.01.A	KMD.97.30.01.A	KMD.97.45.01.A	KMD.97.60.01.A	KMD.97.75.01.A	KMD.97.90.01.A
2	185	KMD.97.15.02.A	KMD.97.30.02.A	KMD.97.45.02.A	KMD.97.60.02.A	KMD.97.75.02.A	KMD.97.90.02.A
3	270	KMD.97.15.03.A	KMD.97.30.03.A	KMD.97.45.03.A	KMD.97.60.03.A	KMD.97.75.03.A	KMD.97.90.03.A
4	355	KMD.97.15.04.A	KMD.97.30.04.A	KMD.97.45.04.A	KMD.97.60.04.A	KMD.97.75.04.A	KMD.97.90.04.A
5	440	KMD.97.15.05.A	KMD.97.30.05.A	KMD.97.45.05.A	KMD.97.60.05.A	KMD.97.75.05.A	KMD.97.90.05.A
6	525	KMD.97.15.06.A	KMD.97.30.06.A	KMD.97.45.06.A	KMD.97.60.06.A	KMD.97.75.06.A	KMD.97.90.06.A
7	610	KMD.97.15.07.A	KMD.97.30.07.A	KMD.97.45.07.A	KMD.97.60.07.A	KMD.97.75.07.A	KMD.97.90.07.A
8	695	KMD.97.15.08.A	KMD.97.30.08.A	KMD.97.45.08.A	KMD.97.60.08.A	KMD.97.75.08.A	KMD.97.90.08.A



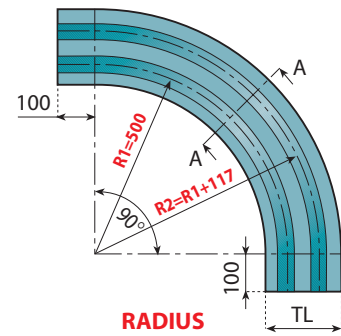
**MULTI TRACKS**



**ONE TRACK**



**RETURN GUIDE SHOE**



**RADIUS**

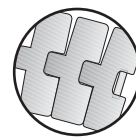
Now available in  
**"NOLU-S"**  
 MATERIAL!

For further information see page 184

• More tracks and different angles available on request.

**MATERIAL** Pages 182 → 184

**MATERIAL** For magnetic chains type see pages 174



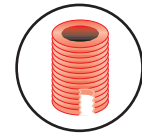
For Sideflexing Chainbelts, type: 2251 M



**Magnetic corner tracks Special Materials**  
 On request magnetic corner tracks for high speed and extremely abrasive applications can be supplied.

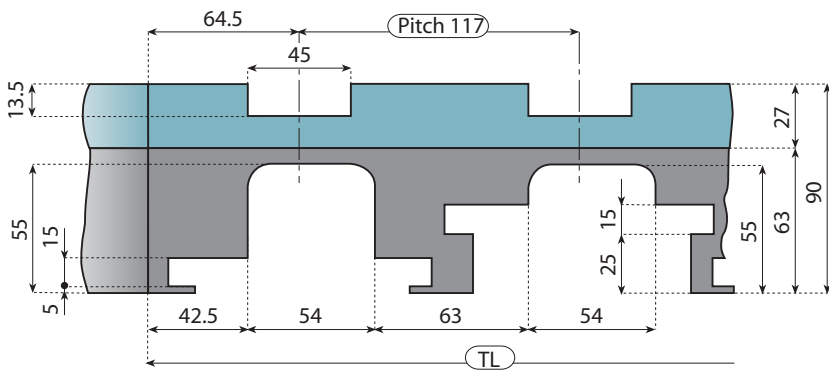


**Magnetic corner tracks Special Dimensions**  
 On request magnetic corner tracks with special dimensions can be produced.

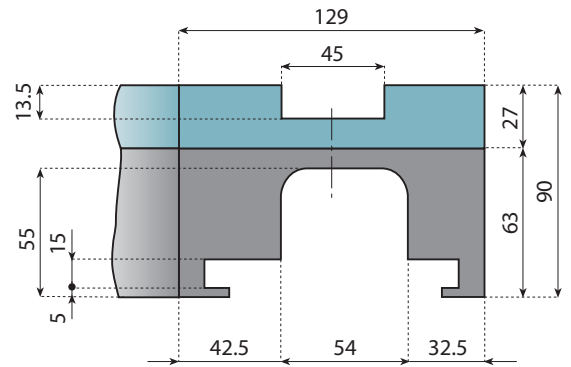


**Inserts:**  
 The magnetic corner tracks can be supplied with M8 or M10 brass inserts to your detailed drawing

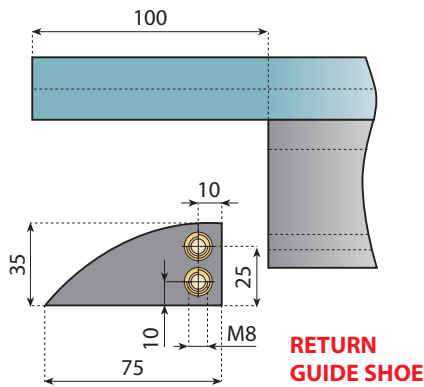
Tracks	Total Width TL mm	15°	30°	45°	60°	75°	90°
1	129	KMD.64.15.01.B	KMD.64.30.01.B	KMD.64.45.01.B	KMD.64.60.01.B	KMD.64.75.01.B	KMD.64.90.01.B
2	246	KMD.64.15.02.B	KMD.64.30.02.B	KMD.64.45.02.B	KMD.64.60.02.B	KMD.64.75.02.B	KMD.64.90.02.B
3	363	KMD.64.15.03.B	KMD.64.30.03.B	KMD.64.45.03.B	KMD.64.60.03.B	KMD.64.75.03.B	KMD.64.90.03.B
4	480	KMD.64.15.04.B	KMD.64.30.04.B	KMD.64.45.04.B	KMD.64.60.04.B	KMD.64.75.04.B	KMD.64.90.04.B



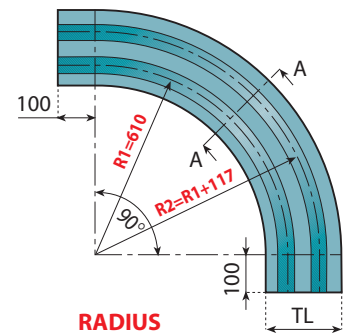
**MULTI TRACKS**



**ONE TRACK SEC. A-A**



**RETURN GUIDE SHOE**



**RADIUS**


**NOW AVAILABLE IN**  
**"NOLU-S"**  
**MATERIAL !**

For further information see page 184

• More tracks and different angles available on request.

**MATERIAL** Pages 182 → 184

**MATERIAL** For magnetic chains type see pages 174



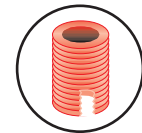
**For Sideflexing Chainbelts, type: 2251 M**



**Magnetic corner tracks Special Materials**  
 On request magnetic corner tracks for high speed and extremely abrasive applications can be supplied.



**Magnetic corner tracks Special Dimensions**  
 On request magnetic corner tracks with special dimensions can be produced.



**Inserts:**  
 The magnetic corner tracks can be supplied with M8 or M10 brass inserts to your detailed drawing

Tracks	Total Width TL mm	15°	30°	45°	60°	75°	90°
1	129	KMD.66.15.01.B	KMD.66.30.01.B	KMD.66.45.01.B	KMD.66.60.01.B	KMD.66.75.01.B	KMD.66.90.01.B
2	246	KMD.66.15.02.B	KMD.66.30.02.B	KMD.66.45.02.B	KMD.66.60.02.B	KMD.66.75.02.B	KMD.66.90.02.B
3	363	KMD.66.15.03.B	KMD.66.30.03.B	KMD.66.45.03.B	KMD.66.60.03.B	KMD.66.75.03.B	KMD.66.90.03.B
4	480	KMD.66.15.04.B	KMD.66.30.04.B	KMD.66.45.04.B	KMD.66.60.04.B	KMD.66.75.04.B	KMD.66.90.04.B

# CORNER TRACKS

Pages

[For steel chains and plastic chains](#) 232 → 240

# STRAIGHT TRACKS

Pages

[For steel chains and plastic chains](#) 241 → 248

## FOR OUR CORNER TRACKS AND STRAIGHT TRACKS WE USE FOLLOWING MATERIALS:


**Material:** UHMW- PE (Ultra High Molecular Weight) is our standard track material. It is a proprietary blend of resins and reground UHMW that minimizes wear and friction. It is suitable for most applications.

**Colour:** black.

**Material:** Nolu-S is a patented alloy of UHMW and dry lubricants that maintains good wear characteristics while significantly reducing the coefficient of friction.

**Recommended for dry running applications with plastic chains.**

**Colour:** light grey.



### Inserts:

The corner tracks can be supplied with M8 or M10 brass inserts to your detailed drawing



### Corner tracks

#### Special Dimensions

On request corner tracks with special dimensions can be produced.



**For further information contact our Engineering Department.**

# CORNER TRACKS for TAB chains

## 878 TAB - 879 TAB - 880 TAB - 881 TAB - 8810 TAB - 2250 TAB - 2251 TAB



For chains,  
type see page:  
[21 - 29 - 38](#)  
[40 - 49 - 56](#)  
[145 - 174](#)



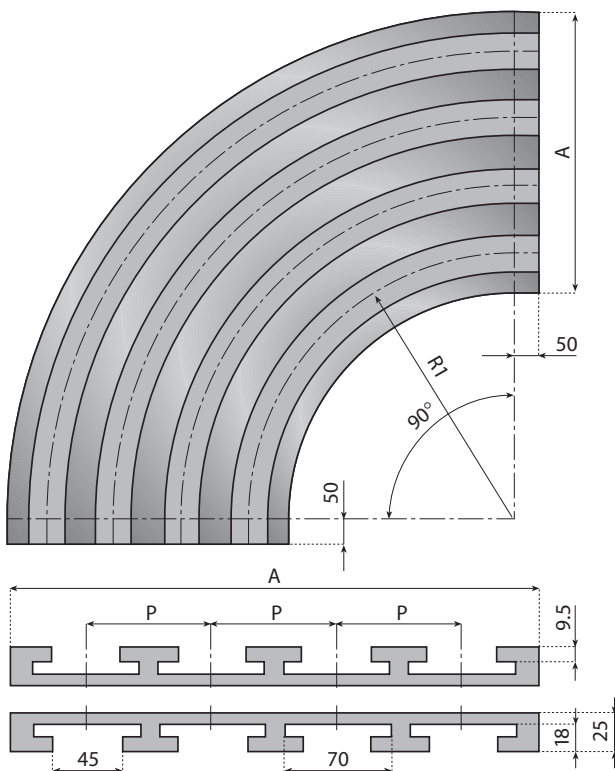
For steel chains, type:  
**881 TAB**  
**8810 TAB**



For plastic chains, type:  
**878 TAB • 879 TAB**  
**880 TAB**  
**2250 TAB • 2251 TAB**



**FOR CORNER TRACKS IN NOLU-S MATERIAL,  
JUST ADD "NS" TO PART NUMBER. EXAMPLE CODE "19017NS"**



Tab chains K325 pitch 85 mm						
Tracks	Total Width A mm	Radius R1 = 500	Radius R1 = 610	Radius R1 = 650	Radius R1 = 800	Radius R1 = 1000
1	100	19017*	19125	19131	19137	19143
2	185	19149	19154	19159	19164	19169
3	270	19150	19155	19160	19165	19170
4	355	19151	19156	19161	19166	19171
5	440	19152	19157	19162	19167	19172
6	525	19153	19158	19163	19168	19173

Tab chains K325 pitch 88 mm						
Tracks	Total Width A mm	Radius R1 = 500	Radius R1 = 610	Radius R1 = 650	Radius R1 = 800	Radius R1 = 1000
1	100	19017*	19125	19131	19137	19143
2	188	19120	19126	19132	19138	19144
3	276	19121	19127	19133	19139	19145
4	364	19122	19128	19134	19140	19146
5	452	19123	19129	19135	19141	19147
6	540	19124	19130	19136	19142	19148

Tab chains K325 - K350 pitch 90 mm						
Tracks	Total Width A mm	Radius R1 = 500	Radius R1 = 610	Radius R1 = 650	Radius R1 = 800	Radius R1 = 1000
1	100	19017*	19125	19131	19137	19143
2	190	19465	19470	19475	19480	19485
3	280	19466	19471	19476	19481	19486
4	370	19467	19472	19477	19482	19487
5	460	19468	19473	19478	19483	19488
6	550	19469	19474	19479	19484	19489

Tab chains K450 pitch 120 mm						
Tracks	Total Width A mm	Radius R1 = 500	Radius R1 = 610	Radius R1 = 650	Radius R1 = 800	Radius R1 = 1000
1	130	-	19018*	19175	19177	19179
2	250	-	19174	19176	19178	19180
3	370	-	19445	19449	19453	19457
4	490	-	19446	19450T	19454	19458
5	610	-	19447	19451T	19455	19459
6	730	-	19448	19452T	19456	19460T

Tab chains K750 pitch 195 mm						
Tracks	Total Width A mm	Radius R1 = 500	Radius R1 = 610	Radius R1 = 650	Radius R1 = 800	Radius R1 = 1000
1	200	-	19181	19183	19185	19187
2	395	-	19182	19184	19186	19188
3	590	-	19490	19492	19494	19496
4	785	-	19491	19493	19495	19497

\* These curves are now available ex stock in Nolu-S material, part number 19017-NS and 19018-NS

**NOW AVAILABLE IN**

**"NOLU-S"**

**MATERIAL !**

For further information see page 184

• More tracks available on request.

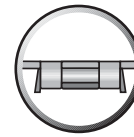
**Material: UHMW- PE**, colour: black.

**Material: Nolu-S**, colour: light grey.

**Supply:** corner tracks are supplied complete with carry and return plates.



For chains,  
type see page:  
[20 - 29 - 36 - 37](#)

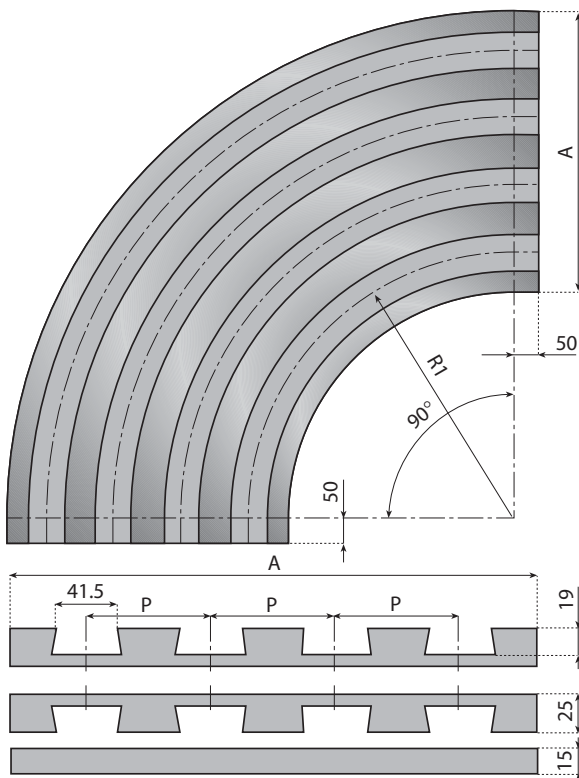


For steel chains,  
type:  
**881 • 8810**



For plastic chains,  
type:  
**879 • 880**

**FOR CORNER TRACKS IN NOLU-S MATERIAL,  
JUST ADD "NS" TO PART NUMBER. EXAMPLE CODE "19015NS"**



Bevel chains <b>K325</b> pitch <b>85 mm</b>						
Tracks	Total Width A mm	Radius R1 = 500	Radius R1 = 610	Radius R1 = 650	Radius R1 = 800	Radius R1 = 1000
1	100	19015	19279	19285	19291	19297
2	185	19303	19308	19313	19318	19323
3	270	19304	19309	19314	19319	19324
4	355	19305	19310	19315	19320	19325
5	440	19306	19311	19316	19321	19326
6	525	19307	19312	19317	19322	19327

Bevel chains <b>K325</b> pitch <b>88 mm</b>						
Tracks	Total Width A mm	Radius R1 = 500	Radius R1 = 610	Radius R1 = 650	Radius R1 = 800	Radius R1 = 1000
1	100	19015	19279	19285	19291	19297
2	188	19274	19280	19286	19292	19298
3	276	19275	19281	19287	19293	19299
4	364	19276	19282	19288	19294	19300
5	452	19277	19283	19289	19295	19301
6	540	19278	19284	19290	19296	19302

Bevel chains <b>K325 - K350</b> pitch <b>90 mm</b>						
Tracks	Total Width A mm	Radius R1 = 500	Radius R1 = 610	Radius R1 = 650	Radius R1 = 800	Radius R1 = 1000
1	100	19015	19279	19285	19291	19297
2	190	19914	19919	19924	19929	19934
3	280	19915	19920	19925	19930	19935
4	370	19916	19921	19926	19931	19936
5	460	19917	19922	19927	19932	19937
6	550	19918	19923	19928	19933	19938

Bevel chains <b>K450</b> pitch <b>120 mm</b>						
Tracks	Total Width A mm	Radius R1 = 500	Radius R1 = 610	Radius R1 = 650	Radius R1 = 800	Radius R1 = 1000
1	130	-	19016	19330	19332	19334
2	250	-	19329	19331	19333	19335
3	370	-	19896	19897	19898	19899
4	490	-	19901	19904	19907	19910
5	610	-	19902	19905	19908	19911
6	730	-	19903	19906	19909	19912

Bevel chains <b>K750</b> pitch <b>195 mm</b>						
Tracks	Total Width A mm	Radius R1 = 500	Radius R1 = 610	Radius R1 = 650	Radius R1 = 800	Radius R1 = 1000
1	200	-	19336	19338	19340	19342
2	395	-	19337	19339	19341	19343
3	590	-	19939	19941	19943	19945
4	785	-	19940	19942	19944	19946

**NOW AVAILABLE IN**

**"NOLU-S"**

**MATERIAL !**


For further  
information  
[see page 184](#)

• More tracks available on request.

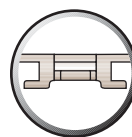
**Material: UHMW- PE**, colour: black.

**Material: Nolu-S**, colour: light grey.

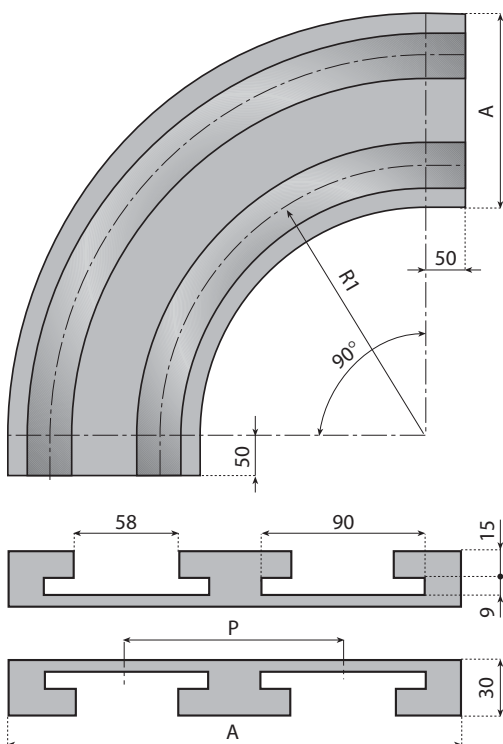
**Supply:** corner tracks are supplied complete with carry and return plates.



For chains,  
type see page:  
[42](#) - [50](#) - [51](#) - [57](#)



For plastic chains, type:  
**882 TAB**



**FOR CORNER TRACKS IN NOLU-S MATERIAL,  
JUST ADD "NS" TO PART NUMBER. EXAMPLE CODE "19102NS"**

Tab chains K450 pitch 120 mm					
Tracks	Total Width A mm	Radius R1 = 610	Radius R1 = 650	Radius R1 = 800	Radius R1 = 1000
1	130	19102	19190	19192	19194
2	250	19189	19191	19193	19195
3	370	19950	19954	19958	19962
4	490	19951	19955	19959	19963
5	610	19952	19956	19960	19964
6	730	19953	19957	19961	19965

Tab chains K750 pitch 195 mm					
Tracks	Total Width A mm	Radius R1 = 610	Radius R1 = 650	Radius R1 = 800	Radius R1 = 1000
1	200	19103	19197	19199	19201
2	395	19196	19198	19200	19202
3	590	19966	19968	19970	19972
4	785	19967	19969	19971	19973


Tab chains K1000 pitch 230 mm					
Tracks	Total Width A mm	Radius R1 = 610	Radius R1 = 650	Radius R1 = 800	Radius R1 = 1000
1	270	19104	19204	19206	19208
2	530	19203	19205	19207	19209
3	790	19974	19976	19978	19980
4	1050	19975	19977	19979	19981

Tab chains K1200 pitch 310 mm					
Tracks	Total Width A mm	Radius R1 = 610	Radius R1 = 650	Radius R1 = 800	Radius R1 = 1000
1	320	19105	19211	19213	19215
2	630	19210	19212	19214	19216
3	940	19982	19984	19986	19988
4	1250	19983	19985	19987	19989

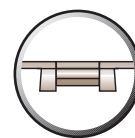
**NOW AVAILABLE IN**  
"NOLU-S"  
MATERIAL !

For further information see page 184

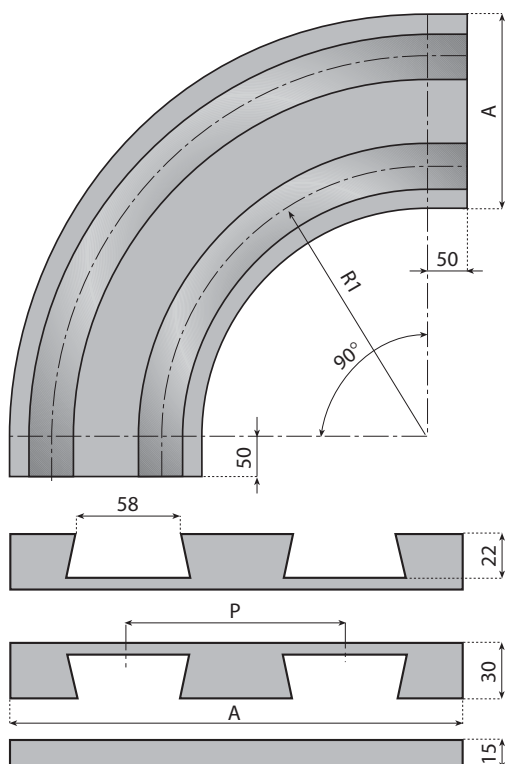
- More tracks available on request.
- Material: UHMW- PE**, colour: black.
- Material: Nolu-S**, colour: light grey.
- Supply:** corner tracks are supplied complete with carry and return plates.



For chains,  
type see page:  
[41](#)



For plastic chains, type:  
**882 BEVEL**



**FOR CORNER TRACKS IN NOLU-S MATERIAL,  
JUST ADD "NS" TO PART NUMBER. EXAMPLE CODE "190001NS"**

Bevel chains K450 pitch 120 mm					
Tracks	Total Width A mm	Radius R1 = 610	Radius R1 = 650	Radius R1 = 800	Radius R1 = 1000
1	130	190001	190007	190013	190019
2	250	190002	190008	190014	190020
3	370	190003	190009	190015	190021
4	490	190004	190010	190016	190022
5	610	190005	190011	190017	190023
6	730	190006	190012	190018	190024

Bevel chains K750 pitch 195 mm					
Tracks	Total Width A mm	Radius R1 = 610	Radius R1 = 650	Radius R1 = 800	Radius R1 = 1000
1	200	190025	190029	190033	190037
2	395	190026	190030	190034	190038
3	590	190027	190031	190035	190039
4	785	190028	190032	190036	190040

Bevel chains K1000 pitch 260 mm					
Tracks	Total Width A mm	Radius R1 = 610	Radius R1 = 650	Radius R1 = 800	Radius R1 = 1000
1	270	190041	190045	190049	190053
2	530	190042	190046	190050	190054
3	790	190043	190047	190051	190055
4	1050	190044	190048	190052	190056

**NOW AVAILABLE IN**  
**"NOLU-S"**  
**MATERIAL !**

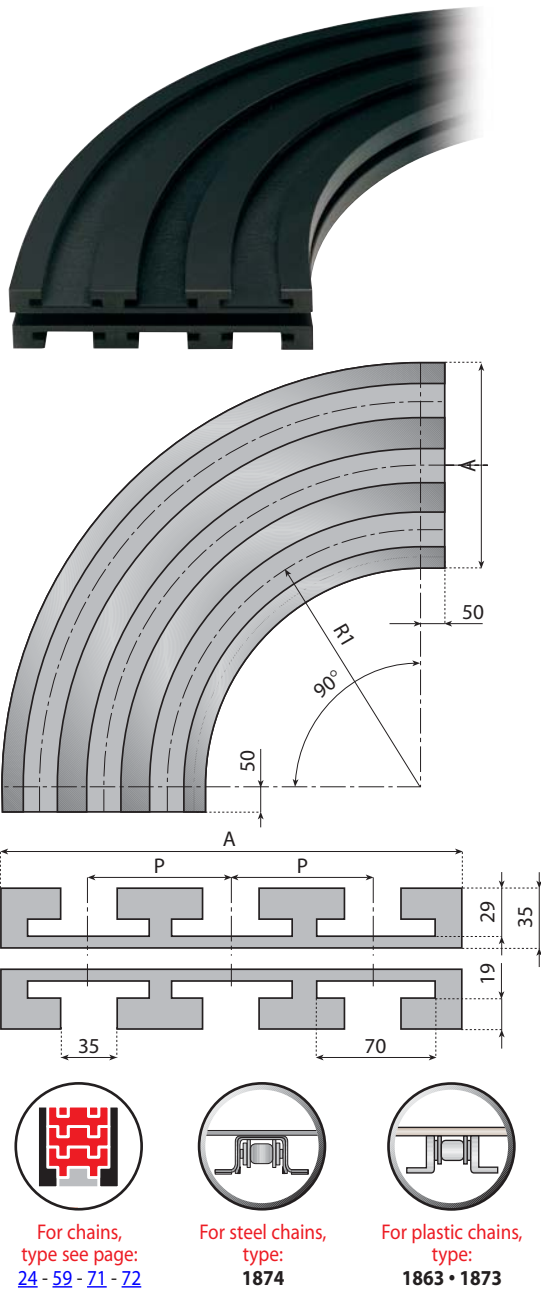
For further information see page 184

• More tracks available on request.

**Material: UHMW- PE**, colour: black.

**Material: Nolu-S**, colour: light grey.

**Supply:** corner tracks are supplied complete with carry and return plates.



**Now AVAILABLE IN**  
**"NOLU-S"**  
**MATERIAL !**

For further information see page 184

- More tracks available on request.
- Material: UHMW- PE**, colour: black.
- Material: Nolu-S**, colour: light grey.
- Supply:** corner tracks are supplied complete with carry and return plates.

FOR CORNER TRACKS IN NOLU-S MATERIAL, JUST ADD "NS" TO PART NUMBER. EXAMPLE CODE "190060NS"

Chains K225 pitch 70 mm						
Tracks	Total Width A mm	Radius R1 = 380	Radius R1 = 500	Radius R1 = 610	Radius R1 = 800	Radius R1 = 1000
1	75	190060	190064	190068	190072	190076
2	145	190061	190065	190069	190073	190077
3	215	190062	190066	190070	190074	190078
4	285	190063	190067	190071	190075	190079

Chains K325 pitch 85 mm						
Tracks	Total Width A mm	Radius R1 = 380	Radius R1 = 500	Radius R1 = 610	Radius R1 = 800	Radius R1 = 1000
1	100	190080	19217	19221	19225	19229
2	185	190081	19218	19222	19226	19230
3	270	190082	19219	19223	19227	19231
4	355	190083	19220	19224	19228	19232

Chains K325 pitch 90 mm						
Tracks	Total Width A mm	Radius R1 = 500	Radius R1 = 610	Radius R1 = 650	Radius R1 = 800	Radius R1 = 1000
1	100	19217	19221	190092	19225	19229
2	190	190085	190089	190093	190097	190101
3	280	190086	190090	190094	190098	190102
4	370	190087	190091	190095	190099	190103

Chains K450 pitch 120 mm						
Tracks	Total Width A mm	Radius R1 = 380	Radius R1 = 500	Radius R1 = 610	Radius R1 = 800	Radius R1 = 1000
1	130	190104	19233	19235	19237	19239
2	250	190105	19234	19236	19238	19240
3	370	190106	190108	190110	190112	190114
4	490	190107	190109	190111	190113	190115

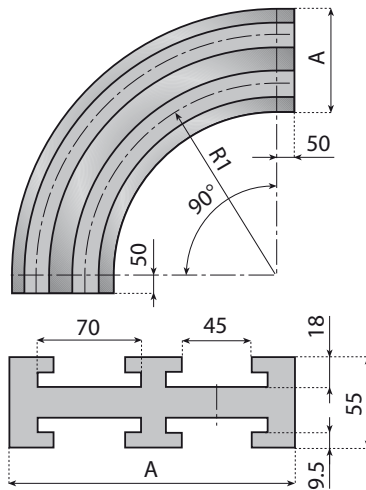
Chains K600 pitch 160 mm						
Tracks	Total Width A mm	Radius R1 = 500	Radius R1 = 610	Radius R1 = 650	Radius R1 = 800	Radius R1 = 1000
1	170	19241	19243	190116	19245	19247
2	330	19242	19244	190117	19246	19248
3	490	190118	190120	190122	190124	190126
4	650	190119	190121	190123	190125	190127

Chains K750 pitch 195 mm						
Tracks	Total Width A mm	Radius R1 = 500	Radius R1 = 610	Radius R1 = 650	Radius R1 = 800	Radius R1 = 1000
1	200	19249	19251	190128	19253	19255
2	395	19250	19252	190129	19254	19256
3	590	190130	190132	190134	190136	190138
4	785	190131	190133	190135	190137	190139

Chains K1000 pitch 260 mm						
Tracks	Total Width A mm	Radius R1 = 500	Radius R1 = 610	Radius R1 = 650	Radius R1 = 800	Radius R1 = 1000
1	270	19257	19259	190140	19261	19263
2	530	19258	19260	190141	19262	19264

Chains K1200 pitch 310 mm						
Tracks	Total Width A mm	Radius R1 = 610	Radius R1 = 650	Radius R1 = 750	Radius R1 = 800	Radius R1 = 1000
1	320	19267	19265	190142	19269	19271
2	630	19268	19266	190143	19270	19272

## COMPACT CORNER TRACKS for TAB chains 878 TAB - 879 TAB - 880 TAB - 881 TAB - 8810 TAB - 2250 TAB - 2251 TAB



For chains,  
type see page:  
21 - 29 - 38  
40 - 49 - 56



For steel chains,  
type:  
**881 TAB**  
**8810 TAB**



For plastic chains, type:  
**878 TAB • 879 TAB**  
**880 TAB**  
**2250 TAB • 2251 TAB**

**NOW AVAILABLE IN**  
**"NOLU-S"**  
**MATERIAL !**

For further  
information  
see page 184

**Material: UHMW- PE**, colour: black.

**Material: Nolu-S**, colour: light grey.

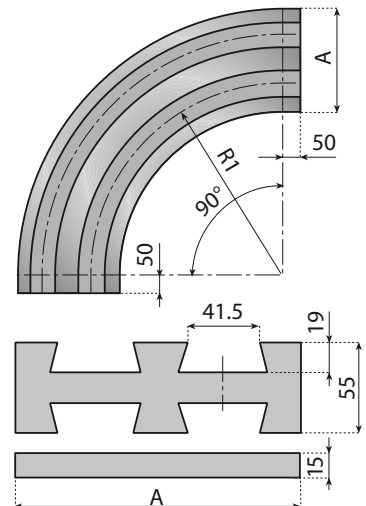
**Supply:** 1 piece.

**FOR CORNER TRACKS IN NOLU-S MATERIAL,**  
**JUST ADD "NS" TO PART NUMBER. EXAMPLE CODE "19106NS"**

Chains ref.	Tracks	CODE	A	Radius R1	Pitch
K325	1	19106	100	500	90
	2	19107	190		
K450	1	19108	130	610	120
	2	19109	250		

## COMPACT CORNER TRACKS for BEVEL chains series

## 879 - 880 - 881 - 8810



For chains,  
type see page:  
20 - 29 - 36 - 37



For steel chains,  
type:  
**881 • 8810**



For plastic chains,  
type:  
**879 • 880**

**NOW AVAILABLE IN**  
**"NOLU-S"**  
**MATERIAL !**

For further  
information  
see page 184

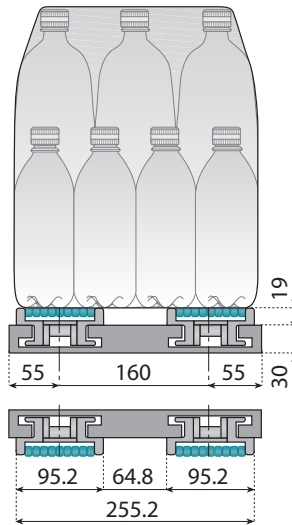
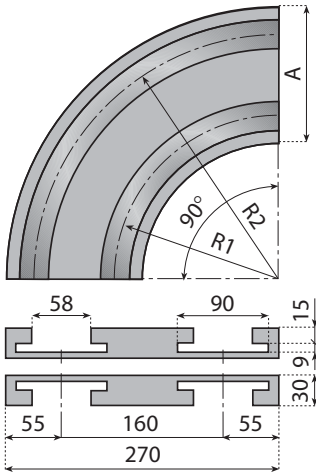
**Material: UHMW- PE**, colour: black.

**Material: Nolu-S**, colour: light grey.

**Supply:** 2 pieces.

**FOR CORNER TRACKS IN NOLU-S MATERIAL,**  
**JUST ADD "NS" TO PART NUMBER. EXAMPLE CODE "19106BNS"**

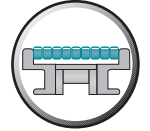
Chains ref.	Tracks	CODE	A	Radius R1	Pitch
K325	1	19106B	100	500	90
	2	19107B	190		
K450	1	19108B	130	610	120
	2	19109B	250		



Now available in  
"NOLU-S"  
MATERIAL !



For chains,  
type see page:  
50



For plastic chains,  
type:  
LBP 882 K375

For further  
information  
see page 184

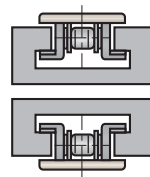
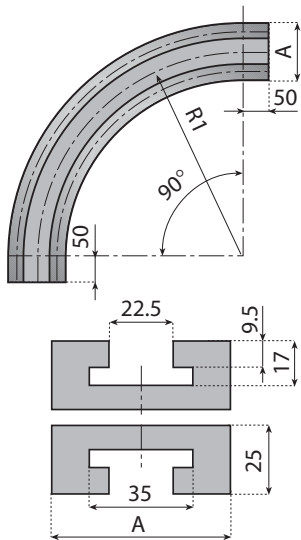
FOR CORNER TRACKS IN NOLU-S MATERIAL,  
JUST ADD "NS" TO PART NUMBER. EXAMPLE CODE "19101NS"

FOR CHAINS WIDTH	CODE	A	TRACKS	R1	R2
K375	19101	270	2	700	860

**Material:** UHMW- PE, colour: black.  
**Material:** Nolu-S, colour: light grey.  
**Supply:** corner tracks are supplied complete with carry and return plates.

1843

CORNER TRACKS for chains



Now available in  
"NOLU-S"  
MATERIAL !



For chains,  
type see page:  
71



For plastic chains,  
type:  
1843

For further  
information  
see page 184

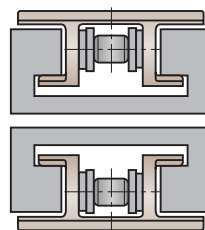
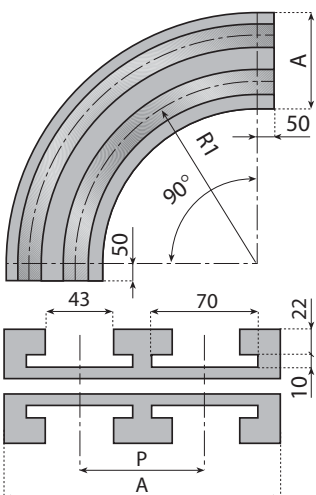
FOR CORNER TRACKS IN NOLU-S MATERIAL,  
JUST ADD "NS" TO PART NUMBER. EXAMPLE CODE "19396NS"

FOR CHAINS WIDTH	CODE	A	Radius R1
K125	19396	50	300
	19397		500
K200	19396L	70	300
	19397L		500

**Material:** UHMW- PE, colour: black.  
**Material:** Nolu-S, colour: light grey.  
**Supply:** corner tracks are supplied complete with carry and return plates.

1883

CORNER TRACKS for chains



Now available in  
"NOLU-S"  
MATERIAL !



For chains,  
type see page:  
73



For plastic chains,  
type:  
1883

For further  
information  
see page 184

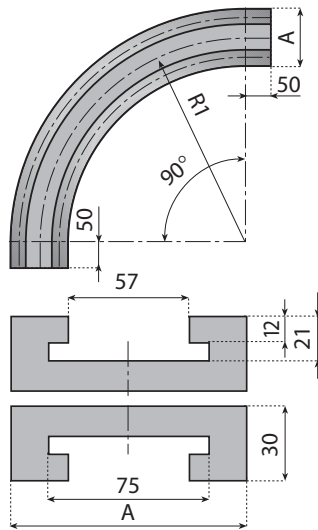
FOR CORNER TRACKS IN NOLU-S MATERIAL,  
JUST ADD "NS" TO PART NUMBER. EXAMPLE CODE "19110NS"

Chains ref.	CODE	A	Radius R1	Pitch
K325	19110	100	750	90
	19111	190		

**Material:** UHMW- PE, colour: black.  
**Material:** Nolu-S, colour: light grey.  
**Supply:** corner tracks are supplied complete with carry and return plates.

For multiflex chains

1701 TAB - 1701 TAB OP - 7000 TAB - 7001 TAB - 7005 TAB



**Material:** UHMW- PE, colour: black.  
**Material:** Nolu-S, colour: light grey.  
**Supply:** corner tracks are supplied complete with carry and return plates.

NOW AVAILABLE IN  
**"NOLU-S"**  
 MATERIAL !



For chains,  
 type see page:  
[77 - 81 - 82](#)



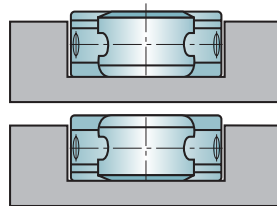
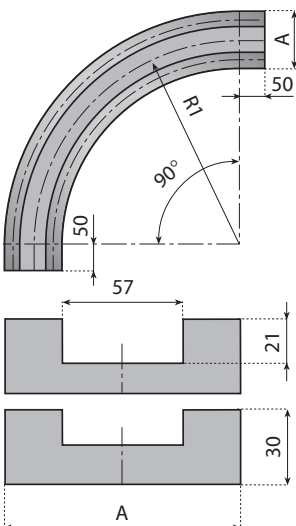
For plastic chains,  
 type:  
 1701 TAB - 1701 TAB OP  
 7000 TAB - 7001 TAB  
 7005 TAB

FOR CORNER TRACKS IN NOLU-S MATERIAL,  
 JUST ADD "NS" TO PART NUMBER. EXAMPLE CODE "19390NS"

CHAINS REF.	CODE	A	Radius R1
K55	19390	100	250
	19391	100	500

For multiflex chains

1700 - 1702 (M) - HMGK (FN-MS-P-M) 7000 - 7001 - 7005

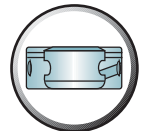


NOW AVAILABLE IN  
**"NOLU-S"**  
 MATERIAL !



For further  
 information  
[see page 184](#)

For chains,  
 type see page:  
[76 - 77 - 81 - 82](#)



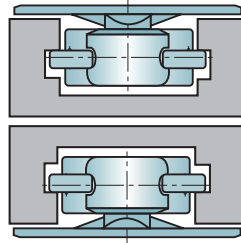
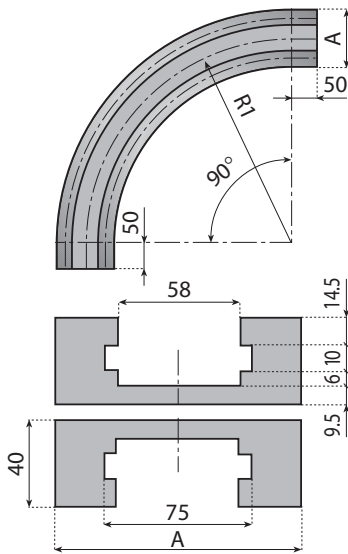
For plastic chains,  
 type:  
 1700 - 1702(M)  
 HMGK (FN-MS-P-M)  
 7000 - 7001 - 7005

FOR CORNER TRACKS IN NOLU-S MATERIAL,  
 JUST ADD "NS" TO PART NUMBER. EXAMPLE CODE "19113NS"

**Material:** UHMW- PE, colour: black.  
**Material:** Nolu-S, colour: light grey.  
**Supply:** corner tracks are supplied complete with carry and return plates.

CHAINS REF.	CODE	A	Radius R1
K55	19113	100	250
	19114		500

## CORNER TRACKS for crescent multiflex chains HMGK 50 TAB H1 - HMGK 50 TAB H2



For chains,  
type see page:  
[80](#)



For plastic chains,  
type:  
HMGK 50 TAB H1  
HMGK 50 TAB H2

**NOW AVAILABLE IN**  
**"NOLU-S"**  
**MATERIAL !**

For further  
information  
[see page 184](#)

**Material: UHMW- PE**, colour: black.

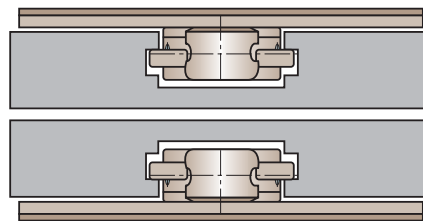
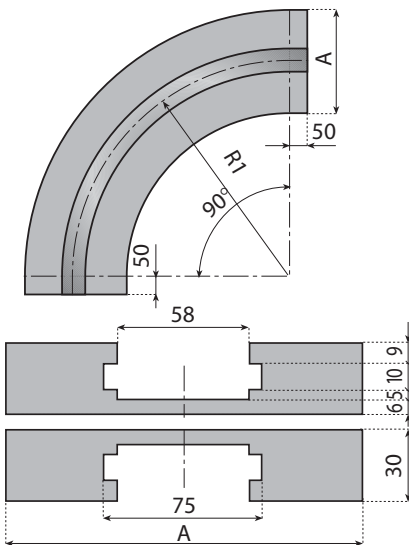
**Material: Nolu-S**, colour: light grey.

**Supply:** corner tracks are supplied complete with carry and return plates.

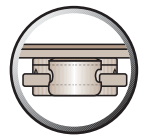
**FOR CORNER TRACKS IN NOLU-S MATERIAL,**  
**JUST ADD "NS" TO PART NUMBER. EXAMPLE CODE "19115NS"**

FOR CHAINS WIDTH	CODE	A	Radius R1
HMGK 50 TAB H1	<b>19115</b>	110	250
HMGK 50 TAB H2	<b>19116</b>	200	500

## For overlapping top plate multiflex chain HMGK 50 TAB P1 - HMGK 50 TAB P2



For chains,  
type see page:  
[79](#)



For plastic chains, type:  
HMGK 50 TAB P1  
HMGK 50 TAB P2

**NOW AVAILABLE IN**  
**"NOLU-S"**  
**MATERIAL !**

For further  
information  
[see page 184](#)

**Material: UHMW- PE**, colour: black.

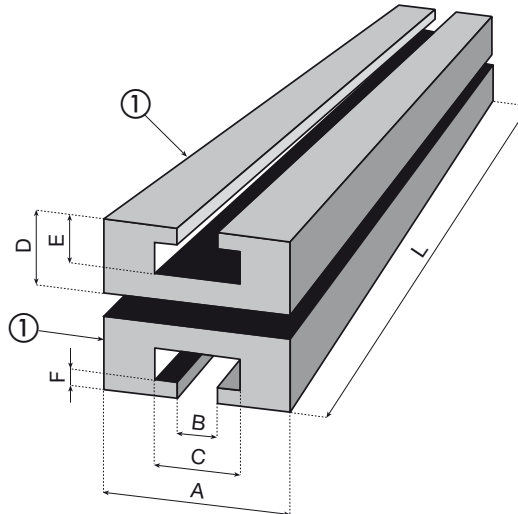
**Material: Nolu-S**, colour: light grey.

**Supply:** 2 piece.

**FOR CORNER TRACKS IN NOLU-S MATERIAL,**  
**JUST ADD "NS" TO PART NUMBER. EXAMPLE CODE "19117NS"**

FOR CHAINS WIDTH	CODE	A	Radius R1
HMGK 50 TAB P1	<b>19117</b>	200	550
HMGK 50 TAB P2	<b>19118</b>	270	

## STRAIGHT TRACK SECTION for TAB chains 878 TAB - 879 TAB - 880 TAB - 881 TAB - 8810 TAB - 2250 TAB - 2251 TAB



For chains,  
type see page:  
[21 - 27 - 29](#)  
[38 - 40 - 49 - 56](#)  
[145 - 174](#)



For steel chains, type:  
**815 TAB**  
**881 TAB • 8810 TAB**

**NOW AVAILABLE IN**  
**"NOLU-S"**  
**MATERIAL !**



For plastic chains, type:  
**878 TAB • 879 TAB**  
**880 TAB**  
**2250 TAB • 2251 TAB**

For further  
information  
see page 184

**FOR STRAIGHT TRACKS IN NOLU-S MATERIAL, JUST ADD "NS" TO PART NUMBER. EXAMPLE CODE "19350NS"**

• More tracks available on request.

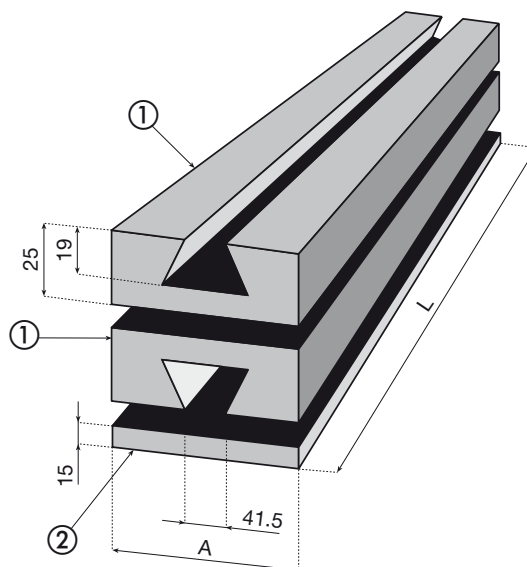
**Material: UHMW- PE**, colour: black.

**Material: Nolu-S**, colour: light grey.

**Supply:** 1 piece; straight tracks can be used as carry or return track.

① STRAIGHT TRACK SECTION - 1 PIECE								
CHAINS REF.	CODE	A	B	C	D	E	F	L
K325	<b>19350</b>	100						
K450	<b>19351</b>	130	45	67	25	18	9.5	2000
K750	<b>19352</b>	200						

## STRAIGHT TRACK SECTION for BEVEL chains 879 - 880 - 881 - 8810



For chains,  
type see page:  
[20 - 36 - 37](#)



For steel chains,  
type:  
**881 • 8810**

**NOW AVAILABLE IN**  
**"NOLU-S"**  
**MATERIAL !**



For plastic chains, type:  
**879 • 880**

For further  
information  
see page 184

**FOR STRAIGHT TRACKS IN NOLU-S MATERIAL, JUST ADD "NS" TO PART NUMBER. EXAMPLE CODE "19370NS"**

• More tracks available on request.

**Material: UHMW- PE**, colour: black.

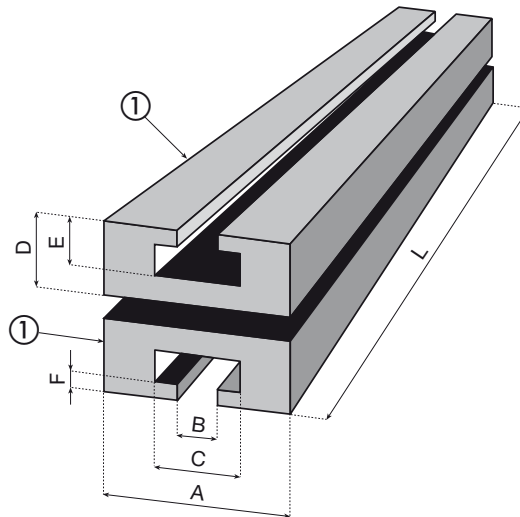
**Material: Nolu-S**, colour: light grey.

**Supply:** 1 piece; straight tracks can be used as carry or return track.  
Support plate to be ordered separately.

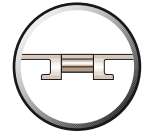
① CARRY/RETURN TRACK SECTION - 1 PIECE			
CHAINS REF.	CODE	A	L
K325	<b>19370</b>	100	2000
K450	<b>19372</b>	130	
K750	<b>19374</b>	200	

② RETURN PLATE - 1 PIECE			
CHAINS REF.	CODE	A	L
K325	<b>19371</b>	100	2000
K450	<b>19373</b>	130	
K750	<b>19375</b>	200	

## STRAIGHT TRACK SECTION for TAB chains series 882 TAB - LBP 882 TAB - 882 TAB VG



For chains,  
type see page:  
[42 - 50 - 51 - 57](#)



For steel chains, type:  
**882 TAB**

**NOW AVAILABLE IN**  
**"NOLU-S"**  
**MATERIAL !**

For further  
information  
see page 184

**FOR STRAIGHT TRACKS IN NOLU-S MATERIAL, JUST ADD "NS" TO PART NUMBER. EXAMPLE CODE "19359NS"**

① STRAIGHT TRACK SECTION - 1 PIECE								
CHAINS REF.	CODE	A	B	C	D	E	F	L
K375	19359	110	60	84	30	24	15	2000
K450	19360	130						
K750	19361	200						
K1000	19362	270						
K1200	19363	320						

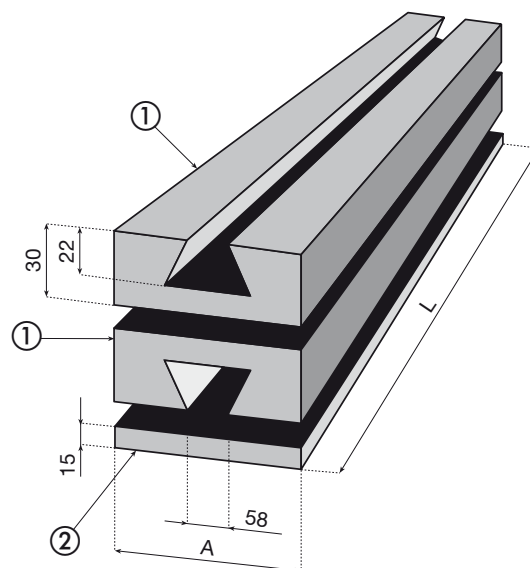
• More tracks available on request.

**Material:** UHMW- PE, colour: black.

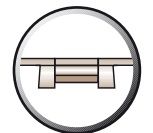
**Material:** Nolu-S, colour: light grey.

**Supply:** 1 piece; straight tracks can be used as carry or return track.

## STRAIGHT TRACK SECTION for BEVEL chains 882 BEVEL



For chains,  
type see page:  
[41](#)



For steel chains,  
type:  
**882 BEVEL**

**NOW AVAILABLE IN**  
**"NOLU-S"**  
**MATERIAL !**

For further  
information  
see page 184

**FOR STRAIGHT TRACKS IN NOLU-S MATERIAL, JUST ADD "NS" TO PART NUMBER. EXAMPLE CODE "19353NS"**

• More tracks available on request.

**Material:** UHMW- PE, colour: black.

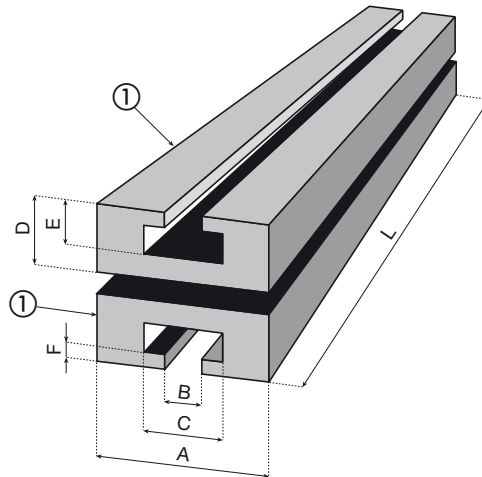
**Material:** Nolu-S, colour: light grey.

**Supply:** 1 piece; straight tracks can be used as carry or return track.  
Support plate to be ordered separately.

① CARRY/RETURN TRACK SECTION - 1 PIECE			
CHAINS REF.	CODE	A	L
K450	19353	130	2000
K750	19354	200	
K1000	19355	270	

② RETURN PLATE - 1 PIECE			
CHAINS REF.	CODE	A	L
K450	19373	130	2000
K750	19375	200	
K1000	19358	270	

## STRAIGHT TRACK SECTION for chains series 1863 - 1873 - 1874



For chains,  
type see page:  
[24 - 59 - 71 - 72](#)



For steel chains, type:  
**1874**

**NOW AVAILABLE IN  
"NOLU-S"  
MATERIAL !**

For further  
information  
see page 184



For plastic  
chains, type:  
**1863 • 1873**

**FOR STRAIGHT TRACKS IN NOLU-S MATERIAL, JUST ADD "NS" TO PART NUMBER. EXAMPLE CODE "19406NS"**

① STRAIGHT TRACK SECTION - 1 PIECE								
CHAINS REF.	CODE	A	B	C	D	E	F	L
K225	<b>19406</b>	75	35	67	35	29	19	2000
K325	<b>19400</b>	100		70				
K450	<b>19401</b>	130						
K600	<b>19402</b>	170						
K750	<b>19403</b>	200						
K1000	<b>19404</b>	270						
K1200	<b>19405</b>	320						

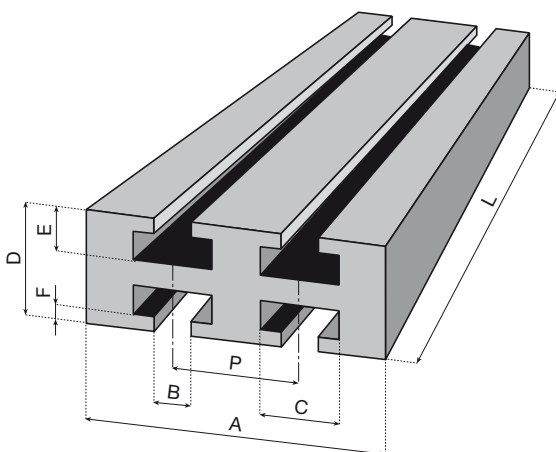
• More tracks available on request.

**Material: UHMW- PE**, colour: black.

**Material: Nolu-S**, colour: light grey.

**Supply:** 1 piece; straight tracks can be used as carry or return track.

## COMPACT STRAIGHT TRACK SECTION for TAB chains series 878 TAB - 879 TAB - 880 TAB - 881 TAB - 8810 TAB - 2250 TAB - 2251 TAB



For chains,  
type see page:  
[21 - 29 - 38](#)  
[40 - 49 - 56](#)



For steel chains, type:  
**881 TAB**  
**8810 TAB**

**NOW AVAILABLE IN  
"NOLU-S"  
MATERIAL !**

For further  
information  
see page 184



For plastic chains,  
type:  
**878 TAB • 879 TAB**  
**880 TAB**  
**2250 TAB • 2251 TAB**

**FOR STRAIGHT TRACKS IN NOLU-S MATERIAL, JUST ADD "NS" TO PART NUMBER. EXAMPLE CODE "19424NS"**

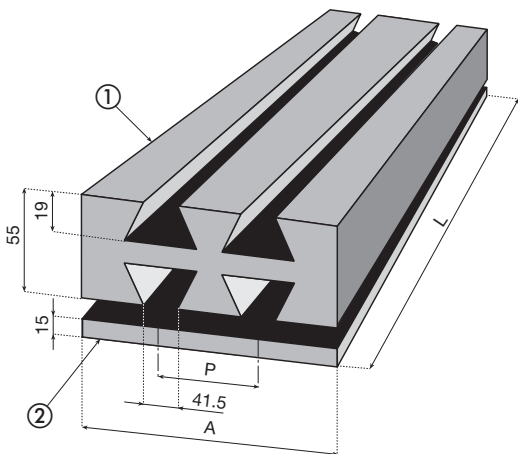
CHAIN REF.	CODE	TRACKS	A	B	C	D	E	F	P	L
K325	<b>19424</b>	1	100	45	67	55	18	9.5	90	2000
	<b>19425</b>		190							
K450	<b>19426</b>	2	130							
	<b>19427</b>		250						120	

**Material: UHMW- PE**, colour: black.

**Material: Nolu-S**, colour: light grey.

**Supply:** 1 piece.

## COMPACT STRAIGHT TRACK SECTION for chains series 879 - 880 - 881 - 8810



For chains,  
type see page:  
[20-36-37](#)



For steel chains, type:  
881 • 8810

Now AVAILABLE IN  
"NOLU-S"  
MATERIAL !

For further  
information  
see page 184



For plastic  
chains, type:  
879 • 880

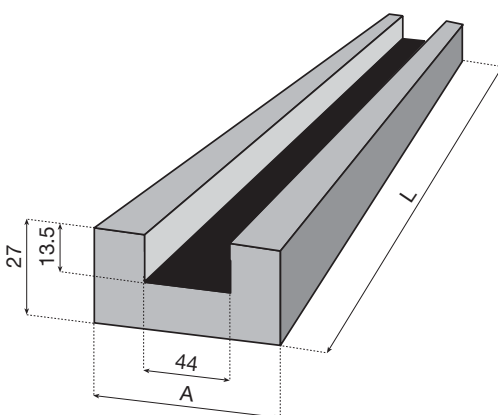
FOR STRAIGHT TRACKS IN NOLU-S MATERIAL, JUST ADD "NS" TO PART NUMBER. EXAMPLE CODE "19428NS"

**Material:** UHMW-PE, colour: black.  
**Material:** Nolu-S, colour: light grey.  
**Supply:** 1 piece; carry return sections and return plates are supplied separately.

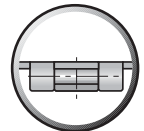
① CARRY RETURN - 1 PIECE				
CHAIN REF.	CODE	A	P	L
K325	19428	100	90	2000
	19429	190		
K450	19430	130	120	2000
	19431	250		

② RETURN PLATE 1 PIECE				
CHAIN REF.	CODE	A	P	L
K325	19371	100	90	2000
	19433	190		
K450	19373	130	120	2000
	19435	250		

## STRAIGHT TRACK SECTION for MAGNETIC chains series 879 M - 879 M VG - 880 M - 881 M



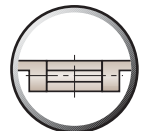
For chains,  
type see page:  
[22-23-39-57](#)



For steel chains, type:  
881 M

Now AVAILABLE IN  
"NOLU-S"  
MATERIAL !

For further  
information  
see page 184



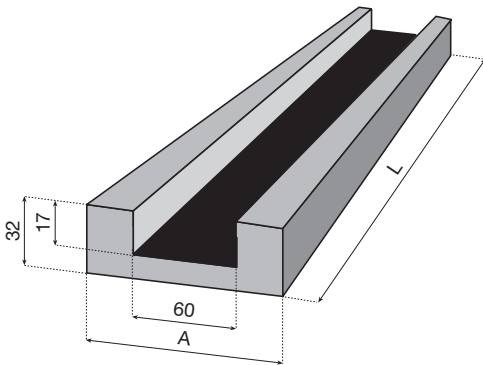
For plastic chains,  
type:  
879 M • 880 M

FOR STRAIGHT TRACKS IN NOLU-S MATERIAL, JUST ADD "NS" TO PART NUMBER. EXAMPLE CODE "19436NS"

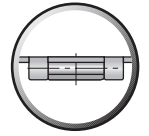
CHAIN REF.	CODE	A	L
K325	19436	100	2000
	19437	111	
K450	19438	129	
K750	19439	214	

**Material:** UHMW-PE, colour: black.  
**Material:** Nolu-S, colour: light grey.  
**Supply:** 1 piece.

## STRAIGHT TRACK SECTION for MAGNETIC chains series 8857 M - 8857 M VG - 882 M - LBP 882 M - 882 M VG



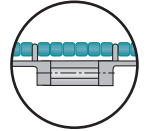
For chains,  
type see page:  
[23 - 30 - 43 - 52 - 58](#)



For steel chains, type:  
**8857 M**

**NOW AVAILABLE IN**  
**"NOLU-S"**  
**MATERIAL !**

For further  
information  
see page 184



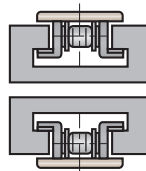
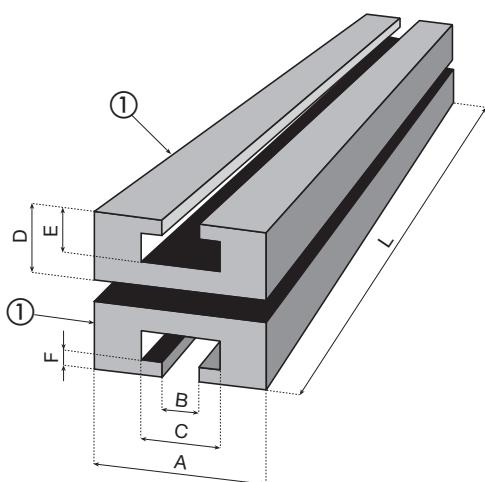
For plastic  
chains, type:  
**882 M**

**Material:** UHMW- PE, colour: black.  
**Material:** Nolu-S, colour: light grey.  
**Supply:** 1 piece; carry return sections and  
return plates are supplied separately.

*FOR STRAIGHT TRACKS IN NOLU-S MATERIAL, JUST ADD "NS" TO PART NUMBER. EXAMPLE CODE "19440NS"*

CHAIN REF.	CODE	A	L
K750	<b>19440</b>	200	2000
K1000	<b>19441</b>	270	
K1200	<b>19442</b>	320	

## STRAIGHT TRACK SECTION for TAB chains series 1843



For chains,  
type see page:  
[71](#)



For plastic chains, type:  
**1843**

**NOW AVAILABLE IN**  
**"NOLU-S"**  
**MATERIAL !**

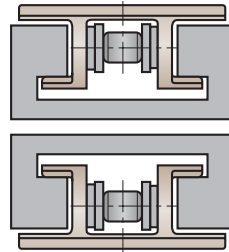
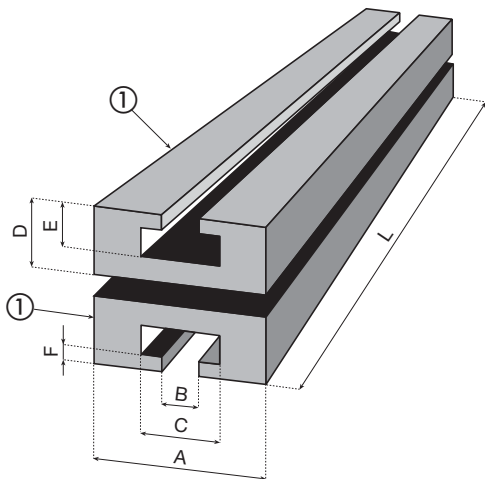
For further  
information  
see page 184

*FOR STRAIGHT TRACKS IN NOLU-S MATERIAL, JUST ADD "NS" TO PART NUMBER. EXAMPLE CODE "19410NS"*

① STRAIGHT TRACK SECTION - 1 PIECE								
CHAIN REF.	CODE	A	B	C	D	E	F	L
K125	<b>19410</b>	50	22.5	35	25	17	9.5	2000
K200	<b>19411</b>	70	22.3					

**Material:** UHMW- PE, colour: black.  
**Material:** Nolu-S, colour: light grey.  
**Supply:** 1 piece.

## STRAIGHT TRACK SECTION for chains series 1883



For chains,  
type see page:  
[73](#)



For plastic chains,  
type:  
1883

**NOW AVAILABLE IN**  
**"NOLU-S"**  
**MATERIAL !**

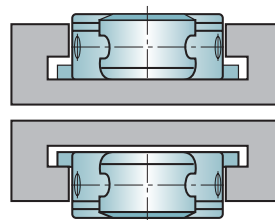
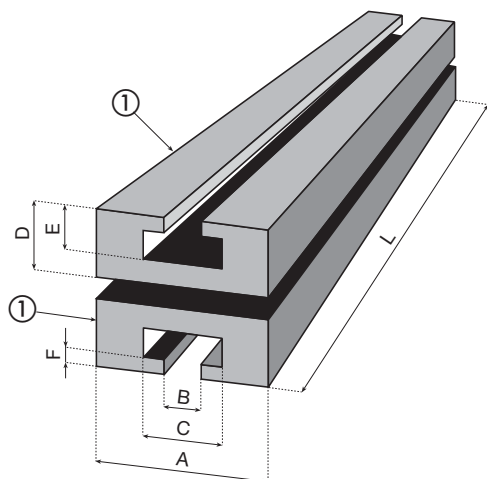
For further  
information  
see page 184

FOR STRAIGHT TRACKS IN NOLU-S MATERIAL, JUST ADD "NS" TO PART NUMBER. EXAMPLE CODE "19412NS"

① STRAIGHT TRACK SECTION - 1 PIECE								
CHAIN REF.	CODE	A	B	C	D	E	F	L
K325	19412	100	44	70	40	32	22	2000

**Material:** UHMW- PE, colour: black.  
**Material:** Nolu-S, colour: light grey.  
**Supply:** 1 piece.

## STRAIGHT TRACK SECTION for chains series 1701 TAB - 1701 TAB OP - 7000 TAB - 7001 TAB - 7005 TAB



For chains,  
type see page:  
[77 - 81 - 82](#)



For steel chains, type:  
1701 TAB • 1701 TAB OP  
7000 TAB • 7001 TAB  
7005 TAB

**NOW AVAILABLE IN**  
**"NOLU-S"**  
**MATERIAL !**

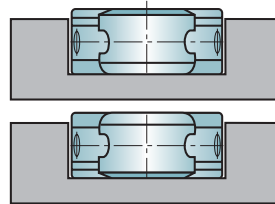
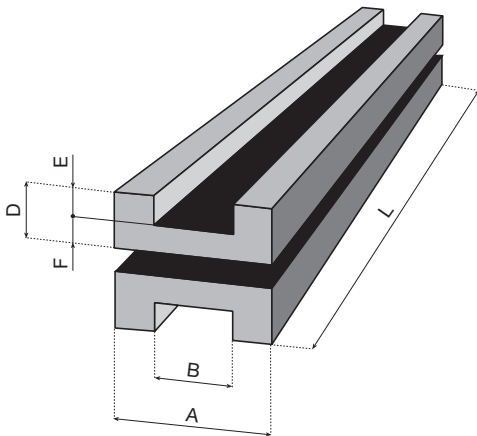
For further  
information  
see page 184

FOR STRAIGHT TRACKS IN NOLU-S MATERIAL, JUST ADD "NS" TO PART NUMBER. EXAMPLE CODE "19386NS"

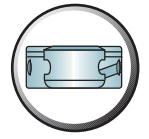
① STRAIGHT TRACK SECTION - 1 PIECE								
CHAIN REF.	CODE	A	B	C	D	E	F	L
K55	19386	100	58	75	30	21	12	2000

**Material:** UHMW- PE, colour: black.  
**Material:** Nolu-S, colour: light grey.  
**Supply:** 1 piece.

## STRAIGHT TRACK SECTION for chains series 1700 - 1702 (M) - HMGK 50 (FN-MS-P-M) - 7000 - 7001 - 7005



For chains,  
type see page:  
[76 - 77 - 81 - 82](#)



For steel chains, type:  
1700 • 1702 (M)  
HMGK 50 (FN-MS-P-M)  
7000 • 7001 • 7005

**NOW AVAILABLE IN**  
**"NOLU-S"**  
**MATERIAL !**

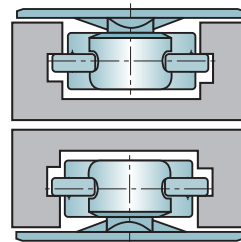
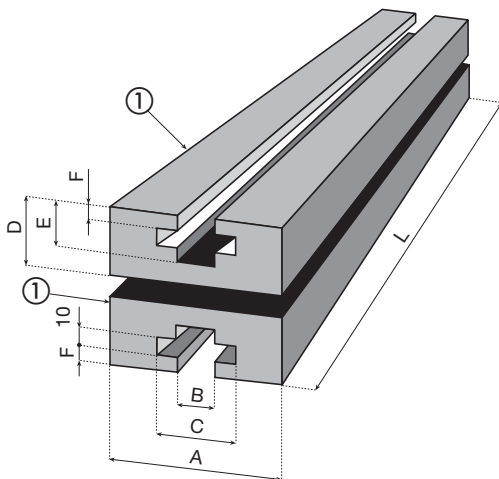
For further  
information  
see page 184

**Material:** UHMW- PE, colour: black.  
**Material:** Nolu-S, colour: light grey.  
**Supply:** 1 piece.

**FOR STRAIGHT TRACKS IN NOLU-S MATERIAL, JUST ADD "NS" TO PART NUMBER. EXAMPLE CODE "19381NS"**

① STRAIGHT TRACK SECTION - 1 PIECE							
CHAIN REF.	CODE	A	B	D	E	F	L
K55	19381	100	58	30	21	9	2000

## STRAIGHT TRACK SECTION for chains series HMGK 50 TAB H1 - HMGK 50 TAB H2



For chains,  
type see page:  
[80](#)



For steel chains, type:  
HMGK 50 TAB H1  
HMGK 50 TAB H2

**NOW AVAILABLE IN**  
**"NOLU-S"**  
**MATERIAL !**

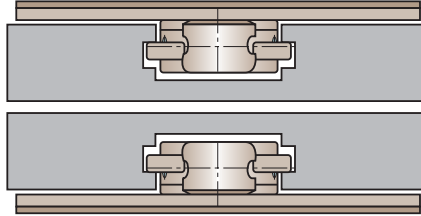
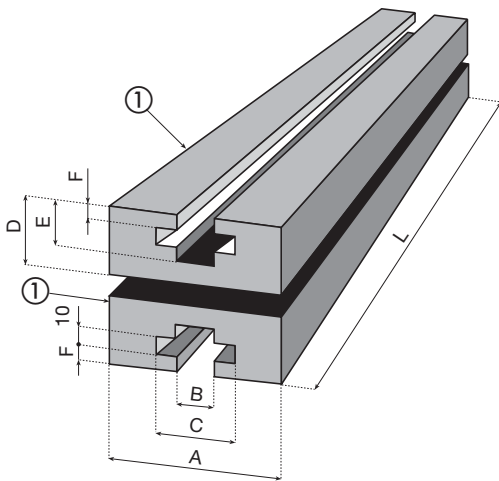
For further  
information  
see page 184

**Material:** UHMW- PE, colour: black.  
**Material:** Nolu-S, colour: light grey.  
**Supply:** 1 piece.

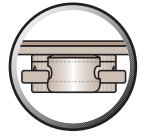
**FOR STRAIGHT TRACKS IN NOLU-S MATERIAL, JUST ADD "NS" TO PART NUMBER. EXAMPLE CODE "19420NS"**

① STRAIGHT TRACK SECTION - 1 PIECE								
CHAIN REF.	CODE	A	B	C	D	E	F	L
HMGK 50 TAB H1	19420	110	58	75	40	30.5	14.5	2000
HMGK 50 TAB H2	19421	200						

# STRAIGHT TRACK SECTION for overlapping top plate multiflex chains series HMGK 50 TAB P1 - HMGK 50 TAB P2



For chains,  
type see page:  
[79](#)



For steel chains, type:  
HMGK 50 TAB P1  
HMGK 50 TAB P2

**NOW AVAILABLE IN**  
**"NOLU-S"**  
**MATERIAL !**

For further  
information  
see page 184

**FOR STRAIGHT TRACKS IN NOLU-S MATERIAL, JUST ADD "NS" TO PART NUMBER. EXAMPLE CODE "19422NS"**

① STRAIGHT TRACK SECTION - 1 PIECE								
CHAIN REF.	CODE	A	B	C	D	E	F	L
HMGK 50 TAB P1	<b>19422</b>	200	58	75	30	24	9	2000
HMGK 50 TAB P2	<b>19423</b>	270						

**Material:** UHMW- PE, colour: black.  
**Material:** Nolu-S, colour: light grey.  
**Supply:** 1 piece.

# SPROCKETS AND IDLER WHEELS

## STEEL CHAINS:

<i>Series</i>	<i>Pages</i>
<a href="#"><u>812 /815 - 815 VG - 881M</u></a>	250 → 254
<a href="#"><u>815 MINI - SK38</u></a>	255 → 257
<a href="#"><u>800 - 802 - 805</u></a>	258 → 261
<a href="#"><u>8157 - 8857 M</u></a> <a href="#"><u>8157 TAB VG - 8857 TAB</u></a>	262 → 264
<a href="#"><u>515</u></a>	265
<a href="#"><u>881 - 881O - 881 TAB</u></a> <a href="#"><u>881O TAB - 815 TAB VG</u></a>	266 → 269

## PLASTIC CHAINS:

<i>Series</i>	<i>Pages</i>
<a href="#"><u>820 - 831</u></a>	270 → 273
<a href="#"><u>821</u></a>	274 → 275
<a href="#"><u>828 - 878 TAB</u></a> <a href="#"><u>879 - 879 TAB - 879 M</u></a> <a href="#"><u>880 - 880 TAB - 880 M</u></a>	276 → 278
<a href="#"><u>882 BEVEL - 882 TAB</u></a> <a href="#"><u>882 M - 8257</u></a>	279 → 281
<a href="#"><u>MULTIFLEX CHAINS</u></a>	282
<a href="#"><u>CC600 - CC631</u></a> <a href="#"><u>CC 1400 - CC1431 TAB</u></a>	283
<a href="#"><u>843 - 1843 - 845</u></a> <a href="#"><u>1863 - 1873 - 1874</u></a>	284

## ALL OUR SPROCKETS AND IDLERS OFFERS:

- EXCELLENT WEAR AND CHEMICAL RESISTANCE.
- REDUCED NOISE LEVEL AND QUIET OPERATION.
- STRONG DESIGN: SPROCKETS WITH HIGH KEYWAY STRENGTH
- OPTIMUM SHAPE OF TEETH

# SPROCKETS and IDLER WHEELS

## 812/815 - 815 VG - 881 M - 881 MO - 8157 TAB VG - 8857 TAB

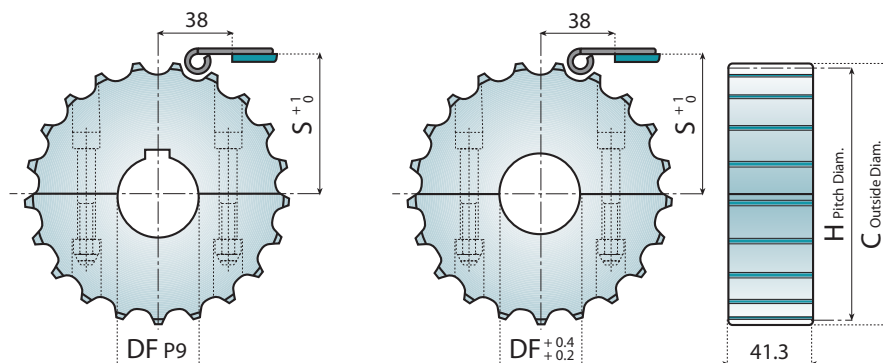
### Features:

- Completely closed structure, easier to clean and to disinfect
- Split versions: quick and easy replacement.

• Sprockets and idler wheels made of Steel on request.

 Pages  
312

 Pages  
16 - 17 - 22  
24 - 26 - 28



### SPLIT SPROCKETS

Z	C mm	H mm	S mm
17	103.9	105.47	55.9
19	117.0	117.34	61.9
21	129.0	129.26	67.8
23	142.0	141.21	73.8
25	154.0	153.21	79.8
27	166.8	165.20	85.8
29	178.5	177.24	91.8

Ø 25	Ø 30	Ø 35	Ø 40
PART NUMBER			
12525	12526	12527	12528
12529	12530	12538	12539
12540	12541	12542	12543
12544	12545	12546	12547
12548	12549	12550	12551
121200	121201	121202	121203
121205	121206	121207	121208

**Material:** polyamide, screws in stainless steel, nuts in zinc plated steel, DIN 6885 key seat.

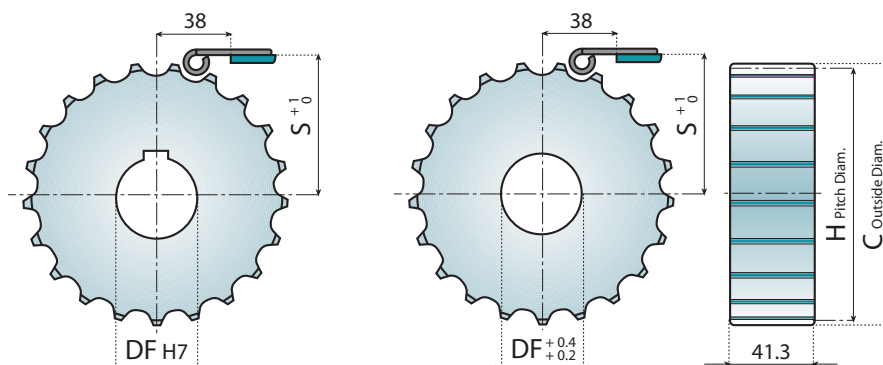


### SPLIT IDLER WHEELS

Ø 18*	Ø 25	Ø 30	Ø 35	Ø 40
PART NUMBER				
12904	121235	121236	121237	121238
12905	121239	121240	121241	121242
12906	121243	121244	121245	121246
12907	121247	121248	121249	121250
12908	121251	121252	121253	121254
121199	121255	121256	121257	121258
121204	121259	121260	121261	121262

**Material:** polyamide, screws in stainless steel, nuts in zinc plated steel.

\*Plain Bore



### STANDARD SPROCKETS

Z	C mm	H mm	S mm
17	103.9	105.47	55.9
19	117.0	117.34	61.9
21	129.0	129.26	67.8
23	142.0	141.21	73.8
25	154.0	153.21	79.8
27	166.8	165.20	85.8
29	178.5	177.24	91.8

Ø 25	Ø 30	Ø 35	Ø 40
PART NUMBER			
12552	12553	12554	12555
12556	12557	12558	12559
12560	12561	12562	12563
12564	12565	12566	12567
12568	12569	12570	12571
121209	121210	121211	121212
121213	121214	121215	121216

**Material:** polyamide, DIN 6885 key seat.



### STANDARD IDLER WHEELS

Ø 18*	Ø 25	Ø 30	Ø 35	Ø 40
PART NUMBER				
12572G	12572	12573	12574	12575
12576G	12576	12577	12578	12579
12580G	12580	12581	12582	12583
12584G	12584	12585	12586	12587
12588G	12588	12589	12590	12591
121263G	121263	121264	121265	121266
121267G	121267	121268	121269	121270

**Material:** polyamide.

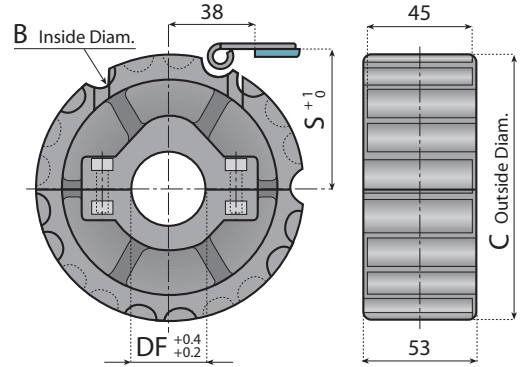
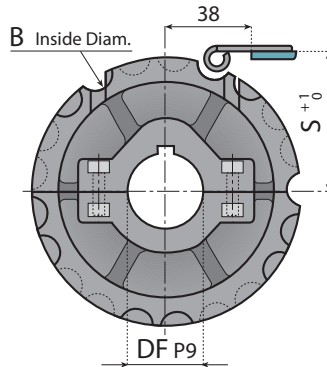
\*Plain Bore


## Features:

- Split versions: quick and easy replacement.
- Sprockets and idler wheels made of Steel on request.

 Pages  
312

 Pages  
16 - 17  
22 - 26




 SPLIT SPROCKETS				
Z	B mm	C mm	S mm	
21	116.1	129	67.8	
23	128.1	142	73.8	
25	140.1	154	79.8	

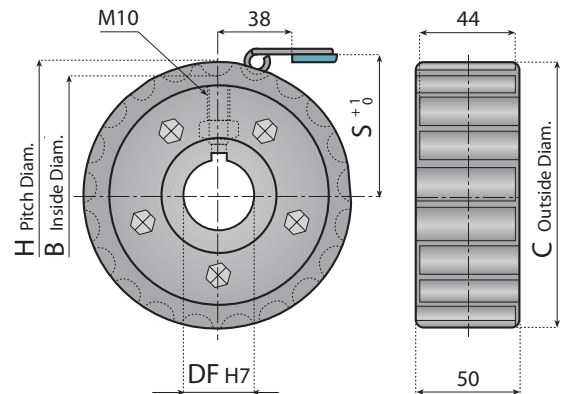
  

Ø 25	Ø 30	Ø 35	Ø 40	Ø 45
PART NUMBER				
12053	12054	12055	12056	12093
12099N	12100N	12101N	12102N	12103
12065	12066	12067	12068	12094

**Material:** reinforced polyamide, screws in stainless steel, nuts in nickel plated brass, DIN 6885 key seat.


 SPLIT IDLER WHEELS				
Ø 25	Ø 30	Ø 35	Ø 40	Ø 45
PART NUMBER				
121080	121081	121082	121083	121084
121085N	121086N	121087N	121088N	121089
121090	121091	121092	121093	121094

**Material:** polyamide, screws in stainless steel, nut in nickel plated brass.



Z	B mm	C mm	H mm	S mm
19	104.2	117.0	117.34	61.9
21	116.1	129.0	129.26	67.8
23	128.1	142.0	141.21	73.8
25	140.1	154.0	153.2	79.8

**Material:** reinforced polyamide, screws in stainless steel, DIN 6885 key seat.

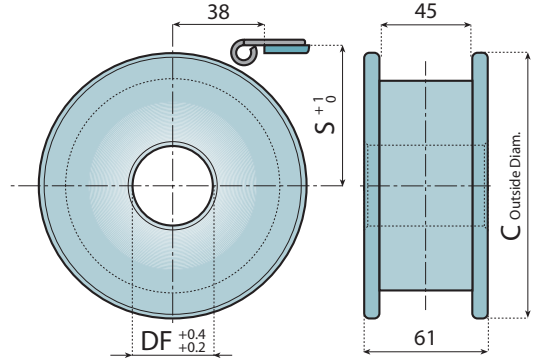
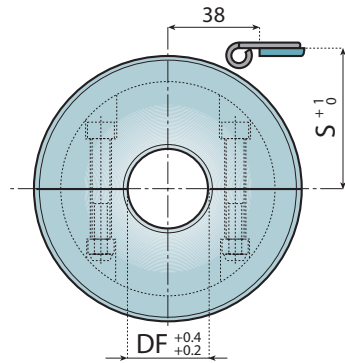
 DRIVE SPROCKETS			
Ø 25	Ø 30	Ø 35	Ø 40
PART NUMBER			
12001	12002	12003	12004
12005	12006	12007	12008
12009	12010	12011	12012
12013	12014	12015	12016


**Features:**

- Completely closed structure, easier to clean and to disinfect
- Recyclable.
- Quickly replaceable.


 Pages 312

 Pages 16 - 17  
22 - 26

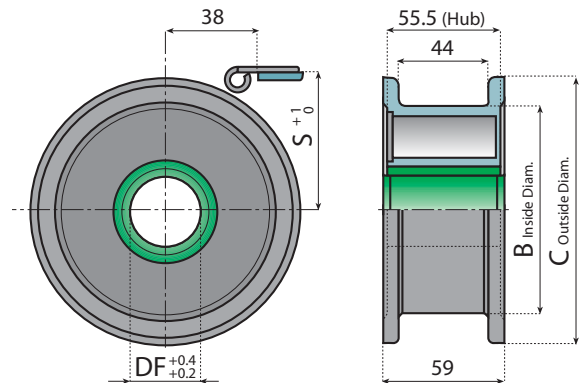


		 SPLIT IDLER WHEELS					
Z equiv.	C mm	S mm	Ø 20	Ø 25	Ø 30	Ø 35	Ø 40
17	104.0	56.2	12608	12609	12610	12611	12612
19	117.0	62.6	12613	12614	12615	12616	12618
21	129.8	68.6	12617	12619	12620	12621	12622
23	142.2	74.6	12623	12624	12625	12626	12627
25	154.7	80.5	12628	12629	12630	12631	12632
27	167.2	88.5	121357	121358	121359	121360	121361
29	179.3	92.8	121362	121363	121364	121365	121366


**Material:** polyamide, screws in stainless steel, nuts in zinc plated steel.

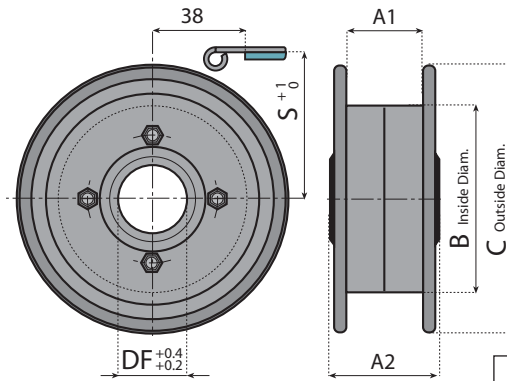
		 STANDARD IDLER WHEELS					
Z equiv.	C mm	S mm	Ø 20	Ø 25	Ø 30	Ø 35	Ø 40
17	104.0	56.2	12633	12634	12635	12636	12637
19	117.0	62.6	12638	12639	12640	12641	12642
21	129.8	68.6	12643	12644	12645	12646	12647
23	142.2	74.6	12648	12649	12650	12651	12652
25	154.7	80.5	12653	12654	12655	12656	12657
27	167.2	88.5	121367	121368	121369	121370	121371
29	179.3	92.8	121372	121373	121374	121375	121376

**Material:** polyamide.



**Material:** ultrasonic welded cover in reinforced polyamide.  
Bushing in Low Friction and low corrosion resin.  
Idler body in self-lubricating polyamide.  
**Colour:** black and green.

		 IDLER WHEELS						
Z equiv.	B mm	C mm	S mm	Ø 25	Ø 30	Ø 35	Ø 40	-
21	103.5	129.5	68.6	12866	12867	12868	12869	-
23	103.5	143.0	74.6	12874	12875	12876	12877	-
25	122	154.5	80.5	12870	12871	12872	12873	-



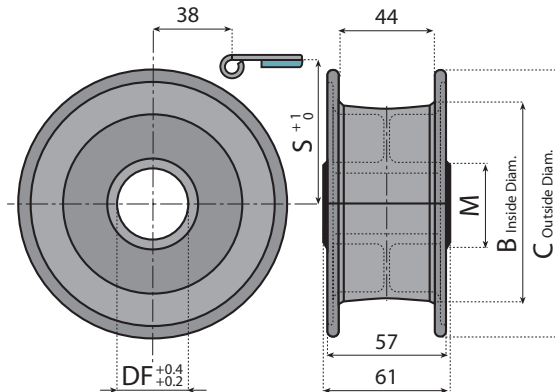
**Material:** self-lubricating polyamide, screw in zinc plated steel.

**Colour:** black

**Notes:** reinforced version, high wear and chemical resistance, recyclable.

Z equiv.	A1 mm	A2 mm	B mm	C mm	S mm
15	48	83	58	90	48.2
17	44	52	71	106	56.2

IDLER WHEELS				
Ø 25	Ø 30	Ø 35	Ø 40	Ø 45
PART NUMBER				
-	12676	12677	12678	12679
12278	12279	-	-	-



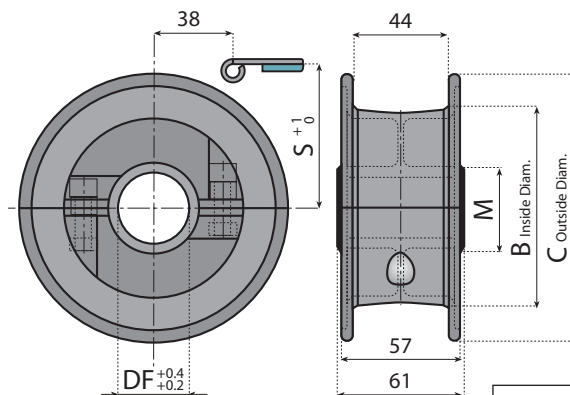
**Material:** self-lubricating polyamide.

**Colour:** black.

**Notes:** reinforced version, high wear and chemical resistance, recyclable.

Z equiv.	C mm	S mm
19	117.0	62.6
21	129.8	68.6
23	142.2	74.6
25	154.7	80.5

IDLER WHEELS				
Ø 25	Ø 30	Ø 35	Ø 40	-
PART NUMBER				
12208B	12209B	12210B	12211B	-
12200B	12201B	12202B	12203B	-
12212B	12213B	12214B	12215B	-
12204B	12205B	12206B	12207B	-



**Material:** self-lubricating polyamide, screws in stainless steel.

**Colour:** black.

**Notes:** quickly replaceable, reinforced version, high wear and chemical resistance, recyclable.

Z equiv.	B mm	C mm	S mm
-	-	-	-
21	97	129.8	68.6
23	99.5	142.2	74.6
25	102	154.7	80.5

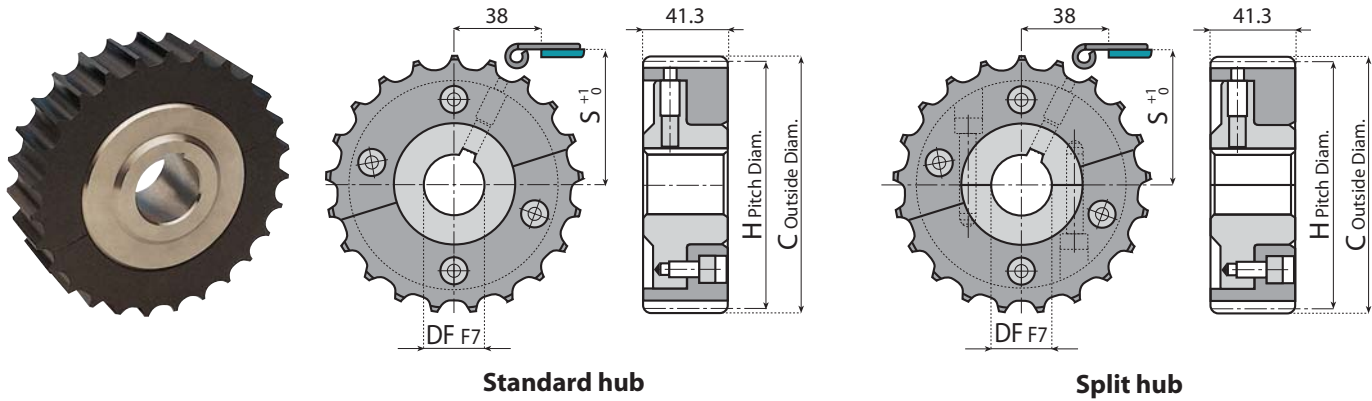
SPLIT IDLER WHEELS				
Ø 25	Ø 30	Ø 35	Ø 40	-
PART NUMBER				
M = 35	M = 40	M = 45	M = 50	-
12077B	12078B	12079B	12080B	-
121928B	121929B	121930B	121931B	-
12081B	12082B	12083B	12084B	-

**Features:**

- Completely closed structure, easier to clean and to disinfect
- Easy replacement of toothed sections without removing the hub.
- DIN 6885 key seat, axial locking on the shaft with grub screws M8.

 Pages 312

 Pages 16 - 17  
22 - 26



					DRIVE SPROCKETS IN 3 PIECES				
Z	C mm	H mm	S mm	Ø 30	Ø 40	-	-	-	
				PART NUMBER					
21	129.0	129.26	67.8	12160	12161	-	-	-	
23	142.0	141.21	73.8	12162	12163	-	-	-	
25	154.0	153.21	79.8	12164	12165	-	-	-	

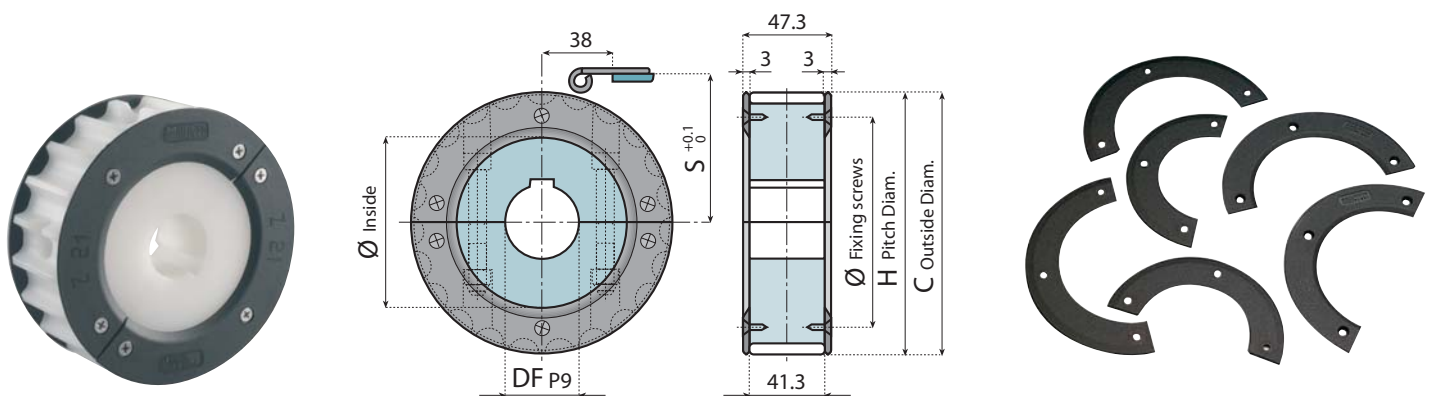
**Material:** hub in stainless steel AISI 304; screws and pins in stainless steel; toothed sections in polyamide.

					DRIVE SPROCKETS IN 4 PIECES				
Z	C mm	H mm	S mm	Ø 30	Ø 40	-	-	-	
				PART NUMBER					
				12166	12167	-	-	-	
				12168	12169	-	-	-	
				12170	12171	-	-	-	

**Material:** hub in stainless steel AISI 304; screws and pins in stainless steel; toothed sections in polyamide.

**Features:**

- Completely closed structure, easier to clean and to disinfect
- Quick and easy replacement.



Z	C mm	H mm	S mm
21	129.0	129.26	67.8
23	142.0	141.21	73.8
25	154.0	153.21	79.8

SPLIT SPROCKETS					
Ø 18*	Ø 25	Ø 30	Ø 35	Ø 40	
PART NUMBER					
12906A	12540A	12541A	12542A	12543A	
12907A	12544A	12545A	12546A	12547A	
12908A	12548A	12549A	12550A	12551A	

**Material:** polyamide, screws in stainless steel, nuts in zinc plated steel, DIN 6885 key seat.  
\* Plain Bore (without keyway)

GUIDE RINGS			
BLACK	WHITE	Ø inside	Ø Fixing screw
12790N	12790B	79	104
12791N	12791B	92	116
12792N	12792B	104	128

**Material:** reinforced polyamide, screws in stainless steel  
**Supply:** 4 sectors and 12 screws  
N = Black B = White

**Features:**

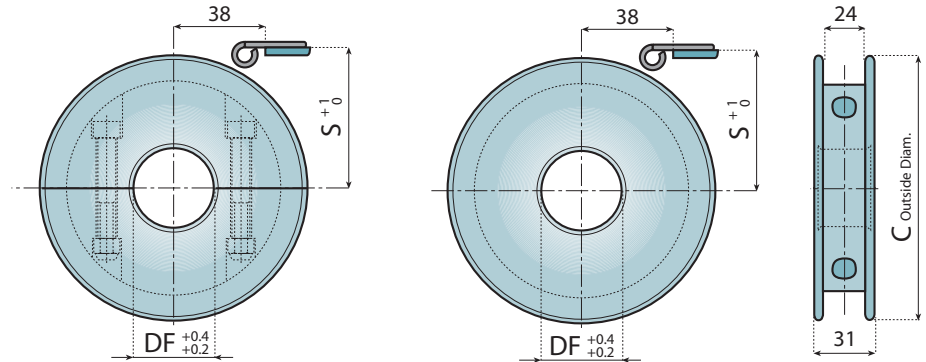
- Completely closed structure, easier to clean and to disinfect
- Quick and easy replacement.
- Recyclable.




Pages  
312




Pages  
26 - 34



 <b>SPLIT IDLER WHEELS</b>					
	Ø 20	Ø 25	Ø 30	Ø 35	Ø 40
	<b>PART NUMBER</b>				
Z	C mm	S mm	122068	122069	122070
19	117.0	62.6	122073	122074	122075
21	129.8	68.6	122078	122079	122080
23	142.2	74.6	122083	122084	122085
25	154.7	80.5	122086	122087	122088

**Material:** polyamide, screws in stainless steel, nuts in zinc plated steel.

 <b>STANDARD IDLER WHEELS</b>					
	Ø 20	Ø 25	Ø 30	Ø 35	Ø 40
	<b>PART NUMBER</b>				
	122088	122089	122090	122091	122092
	122093	122094	122095	122096	122097
	122098	122099	122100	122101	122102
	122103	122104	122105	122106	122107

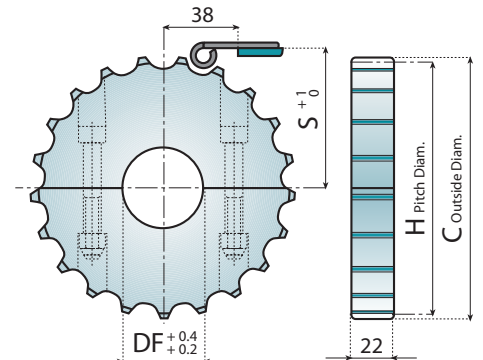
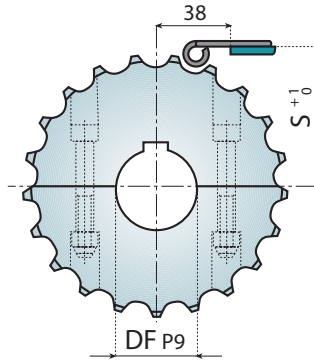
**Material:** polyamide.


**Features:**


- Completely closed structure, easier to clean and to disinfect
- Split versions quick and easy replacement.

 Pages 312

 Pages 26

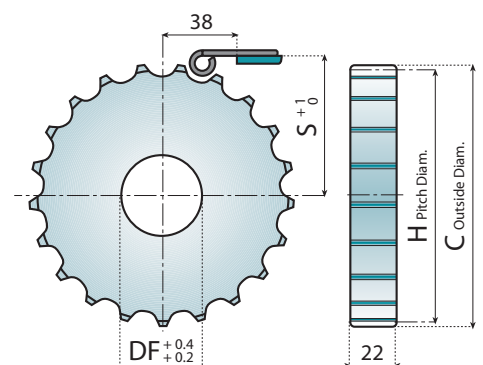
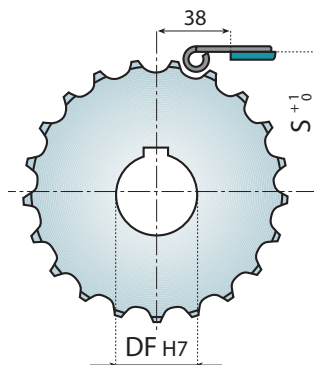



 SPLIT SPROCKETS				
	Ø 25	Ø 30	Ø 35	Ø 40
	PART NUMBER			
Z	C mm	H mm	S mm	
19	117.0	117.34	61.9	
21	129.0	129.26	67.8	
23	142.0	141.21	73.8	
25	154.0	153.21	79.8	


 SPLIT IDLER WHEELS					
	Ø 18*	Ø 25	Ø 30	Ø 35	Ø 40
	PART NUMBER				
	122001	122002	122003	122004	
	122006	122007	122008	122009	
	122011	122012	122013	122014	
	122016	122017	122018	122019	

**Material:** polyamide, screws in stainless steel, nuts in zinc plated steel, DIN 6885 key seat.

**Material:** polyamide, screws in stainless steel, nuts in zinc plated steel.



 STANDARD SPROCKETS				
	Ø 25	Ø 30	Ø 35	Ø 40
	PART NUMBER			
Z	C mm	H mm	S mm	
19	117.0	117.34	61.9	
21	129.0	129.26	67.8	
23	142.0	141.21	73.8	
25	154.0	153.21	79.8	

 STANDARD IDLER WHEELS					
	Ø 18*	Ø 25	Ø 30	Ø 35	Ø 40
	PART NUMBER				
	122020	122021	122022	122023	
	122024	122025	122026	122027	
	122028	122029	122030	122031	
	122032	122033	122034	122035	

**Material:** polyamide, DIN 6885 key seat.

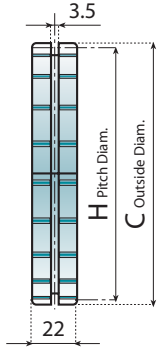
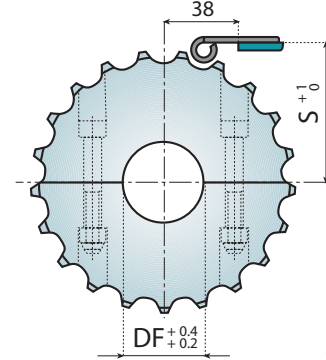
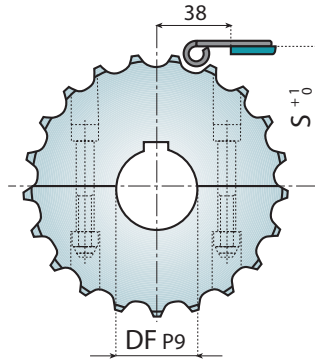
**Material:** polyamide.

### Features:

- Completely closed structure, easier to clean and to disinfect
- Split versions quick and easy replacement.

 Pages 312

 Pages 34



### SPLIT SPROCKETS

Z	C mm	H mm	S mm
19	117.0	117.34	61.9
21	129.0	129.26	67.8
23	142.0	141.21	73.8
25	154.0	153.21	79.8

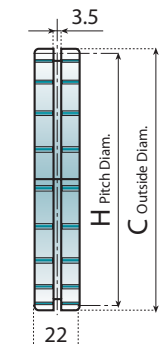
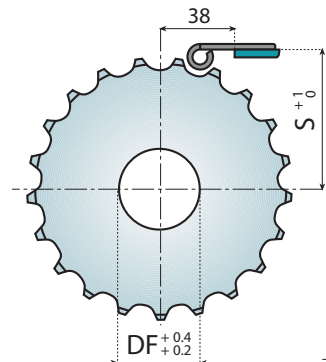
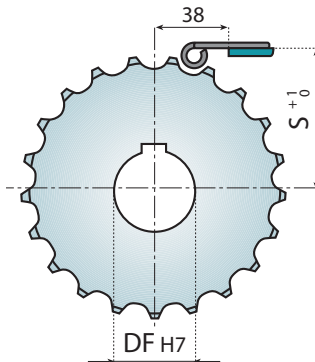
Ø 25	Ø 30	Ø 35	Ø 40
PART NUMBER			
122001SK	122002SK	122003SK	122004SK
122006SK	122007SK	122008SK	122009SK
122011SK	122012SK	122013SK	122014SK
122016SK	122017SK	122018SK	122019SK

**Material:** polyamide, screws in stainless steel, nuts in zinc plated steel, DIN 6885 key seat.

### SPLIT IDLER WHEELS

Ø 18*	Ø 25	Ø 30	Ø 35	Ø 40
PART NUMBER				
122000SK	122036SK	122037SK	122038SK	122039SK
122005SK	122040SK	122041SK	122042SK	122043SK
122010SK	122044SK	122045SK	122046SK	122047SK
122015SK	122048SK	122049SK	122050SK	122051SK

**Material:** polyamide, screws in stainless steel, nuts in zinc plated steel.



### STANDARD SPROCKETS

Z	C mm	H mm	S mm
19	117.0	117.34	61.9
21	129.0	129.26	67.8
23	142.0	141.21	73.8
25	154.0	153.21	79.8

Ø 25	Ø 30	Ø 35	Ø 40
PART NUMBER			
122020SK	122021SK	122022SK	122023SK
122024SK	122025SK	122026SK	122027SK
122028SK	122029SK	122030SK	122031SK
122032SK	122033SK	122034SK	122035SK

**Material:** polyamide.

### STANDARD IDLER WHEELS

Ø 18*	Ø 25	Ø 30	Ø 35	Ø 40
PART NUMBER				
122052G-SK	122052SK	122053SK	122054SK	122055SK
122056G-SK	122056SK	122057SK	122058SK	122059SK
122060G-SK	122060SK	122061SK	122062SK	122063SK
122064G-SK	122064SK	122065SK	122066SK	122067SK

**Material:** polyamide, DIN 6885 key seat.

\*Plain Bore

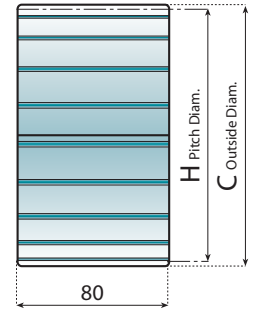
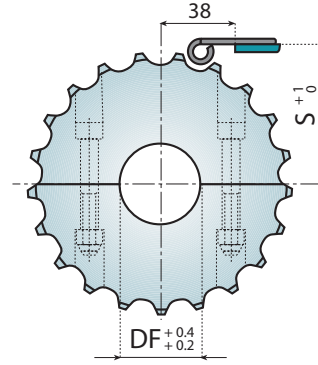
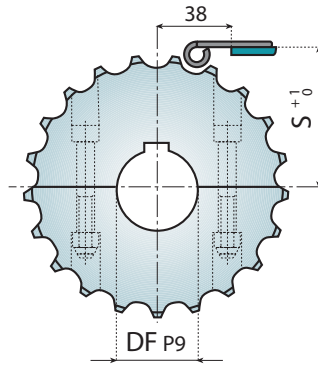
**Features:**

- Completely closed structure, easier to clean and to disinfect
- Quick and easy replacement.


• Sprockets and idler wheels made of Steel on request.

 Pages 312


 Pages 18 - 27



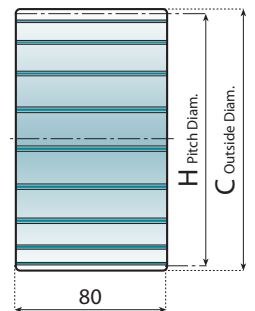
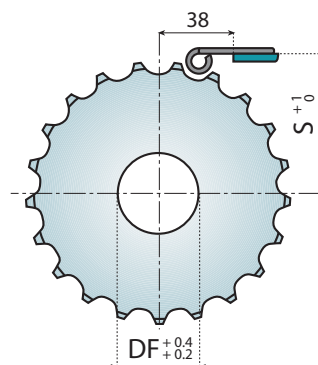
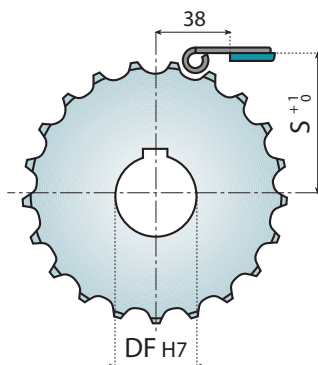
Z	C mm	H mm	S mm
19	117.0	117.34	61.9
21	129.0	129.26	67.8
23	142.0	141.21	73.8
25	154.0	153.21	79.8
27	166.8	165.20	85.8
29	178.5	177.24	91.8

 SPLIT SPROCKETS				
Ø 25	Ø 30	Ø 35	Ø 40	
PART NUMBER				
12280	12281	12282	12283	
12284	12285	12286	12287	
12288	12289	12290	12291	
12292	12293	12294	12295	
121308	121309	121310	121311	
121313	121314	121315	121316	


**Material:** polyamide, screws in stainless steel, nuts in zinc plated steel, DIN 6885 key seat.

 SPLIT IDLER WHEELS				
Ø 18*	Ø 25	Ø 30	Ø 35	Ø 40
PART NUMBER				
12900	121325	121326	121327	121328
12901	121329	121330	121331	121332
12902	121333	121334	121335	121336
12903	121337	121338	121339	121340
121307	121341	121342	121343	121344
121312	121345	121346	121347	121348


**Material:** polyamide, screws in stainless steel, nuts in zinc plated steel, \*Plain Bore



Z	C mm	H mm	S mm
19	117.0	117.34	61.9
21	129.0	129.26	67.8
23	142.0	141.21	73.8
25	154.0	153.21	79.8
27	166.8	165.20	85.8
29	178.5	177.24	91.8

 STANDARD SPROCKETS				
Ø 25	Ø 30	Ø 35	Ø 40	
PART NUMBER				
12296	12297	12298	12299	
12437	12438	12439	12440	
12441	12442	12443	12444	
12445	12446	12447	12448	
121317	121318	121319	121320	
121321	121322	121323	121324	

**Material:** polyamide, DIN 6885 key seat.

 STANDARD IDLER WHEELS				
Ø 18*	Ø 25	Ø 30	Ø 35	Ø 40
PART NUMBER				
12449G	12449	12450	12451	12452
12453G	12453	12454	12455	12456
12457G	12457	12458	12459	12460
12461G	12461	12462	12463	12464
121349G	121349	121350	121351	121352
121353G	121353	121354	121355	121356

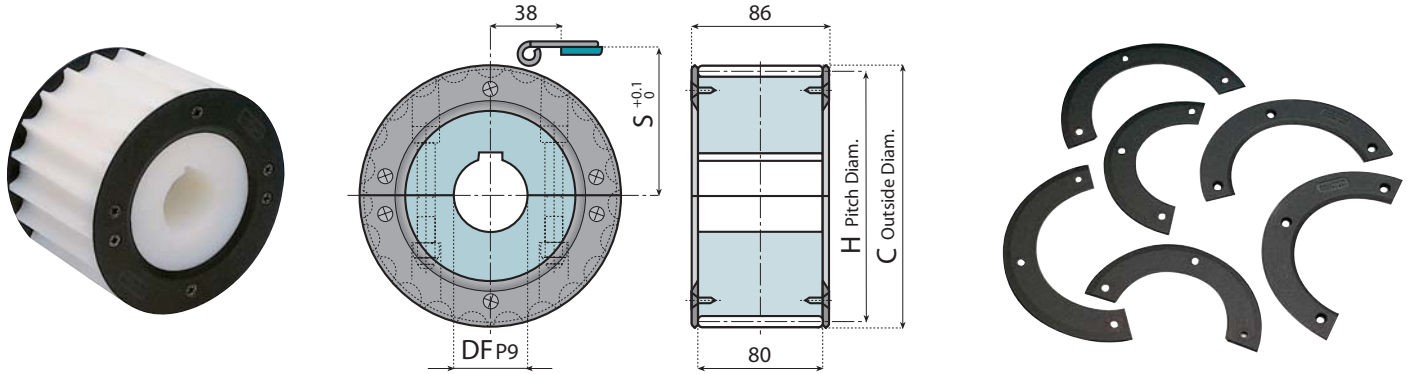
**Material:** polyamide. \*Plain Bore


**Features:**

- Completely closed structure, easier to clean and to disinfect
- Quick and easy replacement.
- Split guide rings.

 Pages 312

 Pages 18 - 27



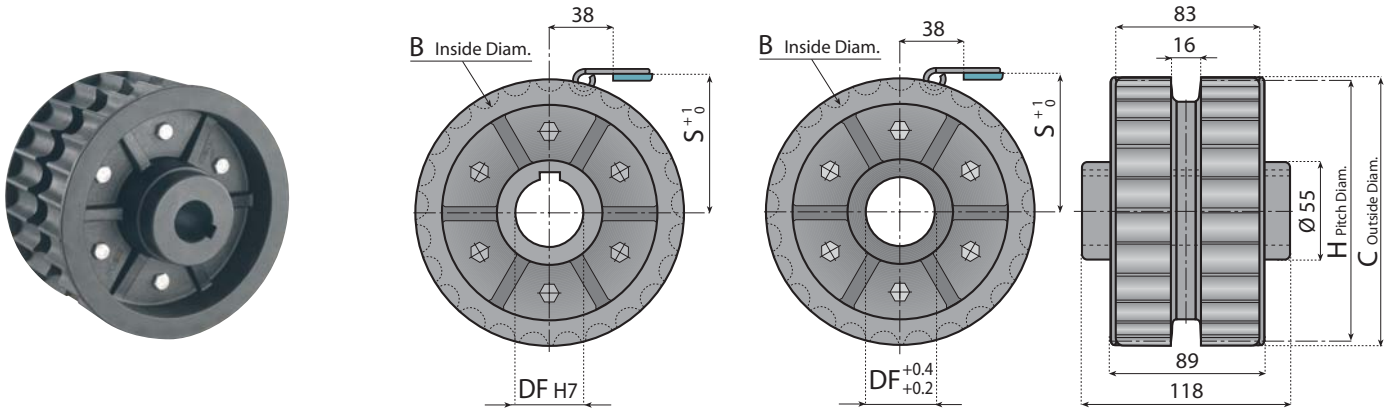
Z	C mm	H mm	S mm	 <b>SPLIT SPROCKETS</b>					<b>GUIDE RINGS</b>			
				Ø 18*	Ø 25	Ø 30	Ø 35	Ø 40	BLACK	WHITE	Ø inside	Ø Fixing screw
				<b>PART NUMBER</b>								
21	129.0	129.26	67.8	<b>12901A</b>	<b>12284A</b>	<b>12285A</b>	<b>12286A</b>	<b>12287A</b>	<b>12790N</b>	<b>12790B</b>	79	104
23	142.0	141.21	73.8	<b>12902A</b>	<b>12288A</b>	<b>12289A</b>	<b>12290A</b>	<b>12291A</b>	<b>12791N</b>	<b>12791B</b>	92	116
25	154.0	153.21	79.8	<b>12903A</b>	<b>12292A</b>	<b>12293A</b>	<b>12294A</b>	<b>12295A</b>	<b>12792N</b>	<b>12792B</b>	104	128

**Material:** polyamide, screws in stainless steel, nuts in zinc plated steel, DIN 6885 key seat.

\* Plain Bore (without keyway)

**Material:** preinforced polyamide, screws in stainless steel

**Supply:** 4 sectors and 12 screws  
**N = Black B = White**



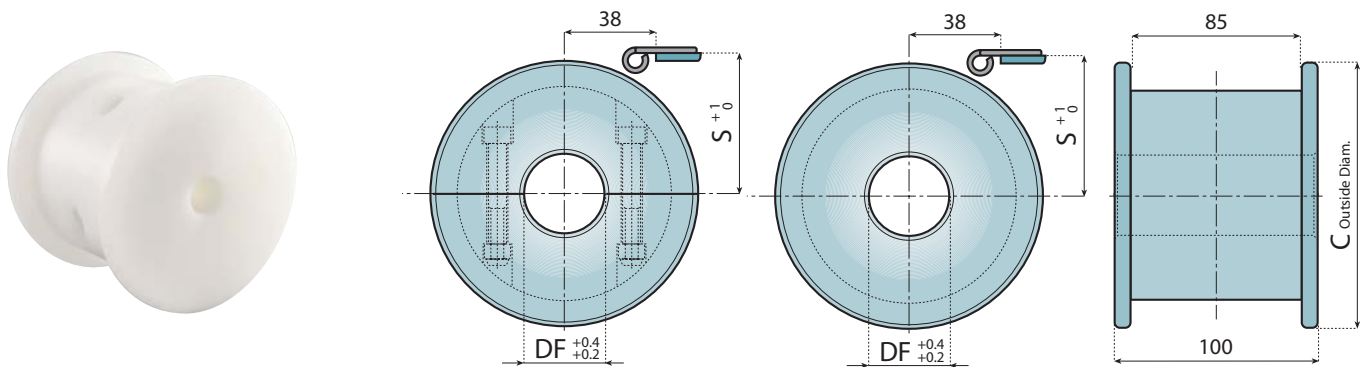
Z	B mm	C mm	H mm	S mm	DRIVE SPROCKETS				IDLER WHEELS			
					Ø 25	Ø 30	Ø 35	Ø 40	Ø 25	Ø 30	Ø 35	Ø 40
25	140.1	154	153.2	79.8	PART NUMBER				PART NUMBER			
					12033	12034	12035	12036	12037	12038	12039	12040

**Material:** reinforced polyamide, screws in stainless steel; DIN 6885 key seat.

**Material:** polyamide, screws in stainless steel.

**Features:**

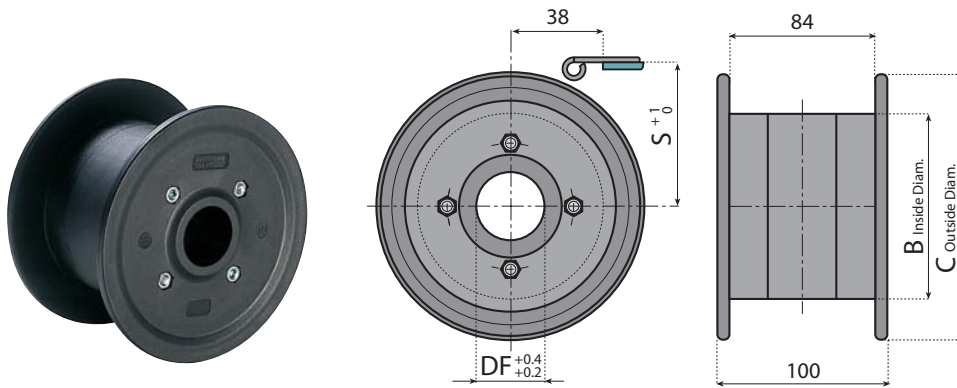
- Completely closed structure, easier to clean and to disinfect
- Quick and easy replacement.




Z equiv.	C mm	S mm	SPLIT IDLER WHEELS					STANDARD IDLER WHEELS				
			Ø 20	Ø 25	Ø 30	Ø 35	Ø 40	Ø 20	Ø 25	Ø 30	Ø 35	Ø 40
19	117.0	62.6	PART NUMBER					PART NUMBER				
21	129.8	68.6	12980	12981	12982	12983	12984	12130	12131	12132	12133	12134
23	142.2	74.6	12985	12986	12987	12988	12989	12135	12136	12137	12138	12139
25	154.7	80.5	12990	12991	12992	12993	12994	12140	12141	12142	12143	12144
27	167.2	86.5	12995	12996	12997	12998	12999	12145	12146	12147	12148	12149
29	179.3	92.8	121527	121528	121529	121530	121531	121537	121538	121539	121540	121541
			121532	121533	121534	121535	121536	121542	121543	121544	121545	121546

**Material:** polyamide, screws in stainless steel, nuts in zinc plated steel.

**Material:** polyamide.



 <b>IDLER WHEELS</b>				
Ø 25	Ø 30	Ø 35	Ø 40	
PART NUMBER				
121616	121617	121618	121619	
121620	121621	121622	121623	
121624	121625	121626	121627	
121628	121629	121630	121631	

Z	B mm	C mm	S mm
19	80	118	62.6
21	80	129.8	68.6
23	108	142.5	74.6
25	108	155	80.5

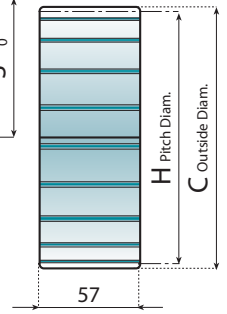
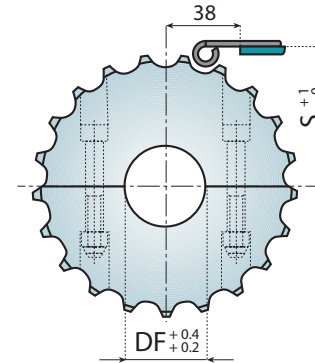
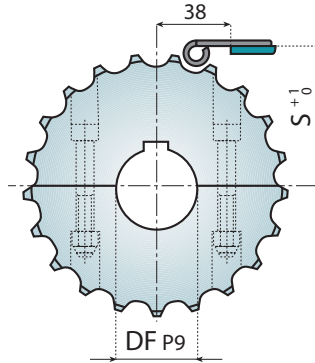
**Material:** self-lubricating polyamide, screws in zinc plated steel.


**Features:**


- Completely closed structure, easier to clean and to disinfect
- Quick and easy replacement.

 Pages [312](#)

 Pages [18 - 23](#)  
[28 - 30](#)



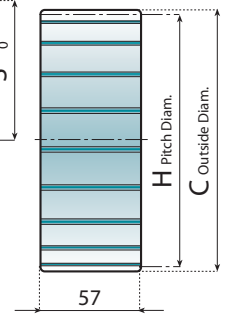
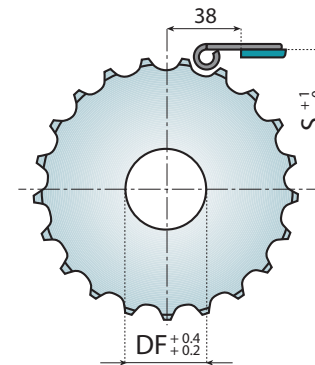
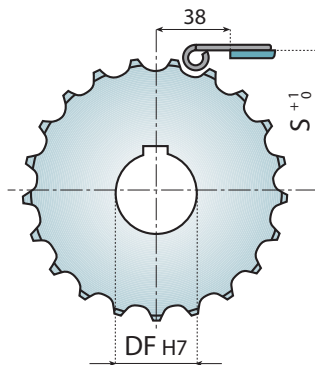
 SPLIT SPROCKETS				
	Ø 25	Ø 30	Ø 35	Ø 40
	PART NUMBER			
17	121801	121802	121803	121804
19	121806	121807	121808	121809
21	121811	121812	121813	121814
23	121816	121817	121818	121819
25	121821	121822	121823	121824
27	121826	121827	121828	121829
29	121831	121832	121833	121834


 SPLIT IDLER WHEELS					
	Ø 18*	Ø 25	Ø 30	Ø 35	Ø 40
	PART NUMBER				
17	121800	121863	121864	121865	121866
19	121805	121867	121868	121869	121870
21	121810	121871	121872	121873	121874
23	121815	121875	121876	121877	121878
25	121820	121879	121880	121881	121882
27	121825	121883	121884	121885	121886
29	121830	121887	121888	121889	121890


**Material:** polyamide, screws in stainless steel, nuts in zinc plated steel, DIN 6885 key seat.

**Material:** polyamide, nuts in zinc plated steel, DIN 6885 key seat.

\* Plain Bore



 STANDARD SPROCKETS				
	Ø 25	Ø 30	Ø 35	Ø 40
	PART NUMBER			
17	121835	121836	121837	121838
19	121839	121840	121841	121842
21	121843	121844	121845	121846
23	121847	121848	121849	121850
25	121851	121852	121853	121854
27	121855	121856	121857	121858
29	121859	121860	121861	121862

 STANDARD IDLER WHEELS					
	Ø 18*	Ø 25	Ø 30	Ø 35	Ø 40
	PART NUMBER				
17	121891G	121891	121892	121893	121894
19	121895G	121895	121896	121897	121898
21	121899G	121899	121900	121901	121902
23	121903G	121903	121904	121905	121906
25	121907G	121907	121908	121909	121910
27	121911G	121911	121912	121913	121914
29	121915G	121915	121916	121917	121918

**Material:** polyamide, screws in stainless steel, DIN 6885 key seat.

**Material:** polyamide, DIN 6885 key seat.

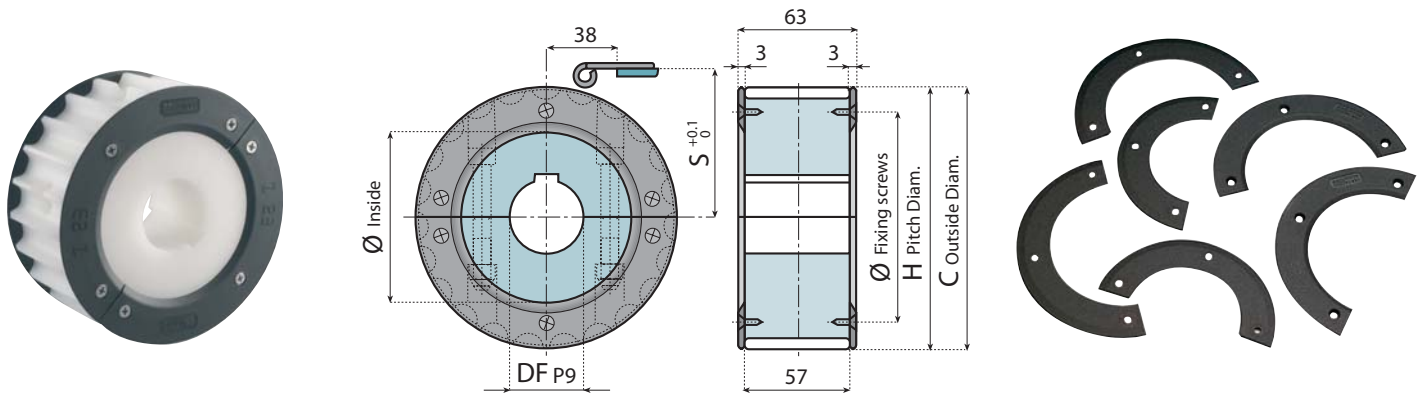
\* Plain Bore

### Features:

- Completely closed structure, easier to clean and to disinfect
- Complete with guide rings

Pages  
312

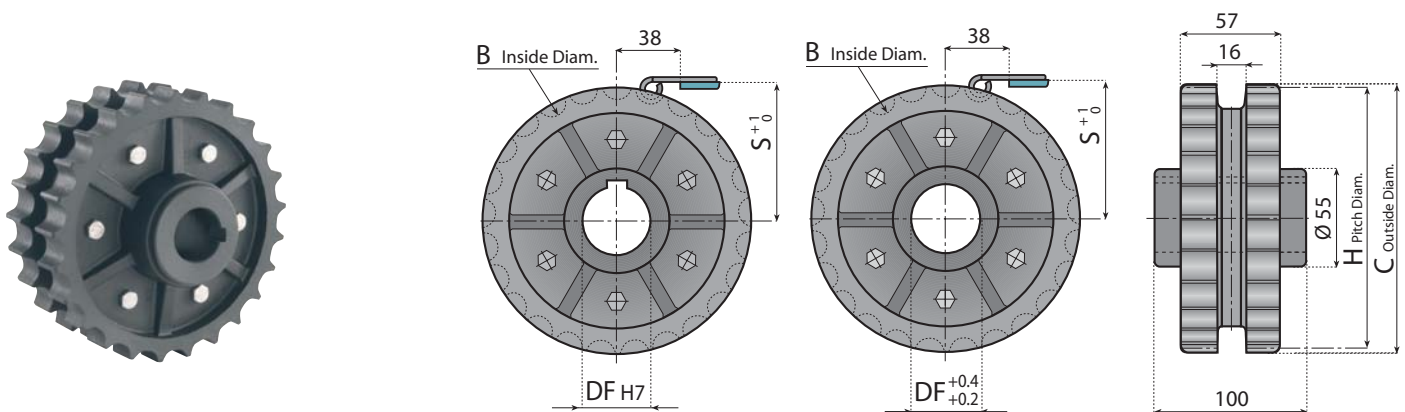
Pages  
18 - 23  
28 - 30



Z	C mm	H mm	S mm	SPLIT SPROCKETS					GUIDE RINGS			
				Ø 18*	Ø 25	Ø 30	Ø 35	Ø 40	BLACK	WHITE	Ø inside	Ø Fixing screw
				PART NUMBER								
21	129.0	129.26	67.8	121810A	121811A	121812A	121813A	121814A	12790N	12790B	79	104
23	142.0	141.21	73.8	121815A	121816A	121817A	121818A	121819A	12791N	12791B	92	116
25	154.0	153.21	79.8	121820A	121821A	121822A	121823A	121824A	12792N	12792B	104	128

**Material:** polyamide, screws in stainless steel, nuts in zinc plated steel, DIN 6885 key seat.  
\* Plain Bore

**Material:** preinforced polyamide, screws in stainless steel  
**Supply:** 4 sectors and 12 screws  
**N = Black B = White**



Z	B mm	C mm	H mm	S mm	DRIVE SPROCKETS				IDLER WHEELS			
					Ø 25	Ø 30	Ø 35	Ø 40	Ø 25	Ø 30	Ø 35	Ø 40
					PART NUMBER				PART NUMBER			
25	140.1	154	153.2	79.8	121920	121921	121922	121923	121924	121925	121926	121927

**Material:** reinforced polyamide, screws in stainless steel; DIN 6885 key seat.

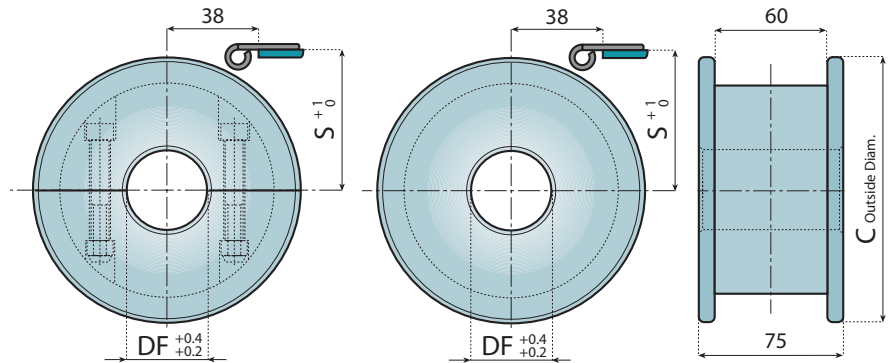
**Material:** self lubricating polyamide, screws in stainless steel.


**Features:**


- Completely closed structure, easier to clean and to disinfect
- Recyclable.
- Quick and easy replacement.

 Pages 312

 Pages 18 - 23  
28 - 30

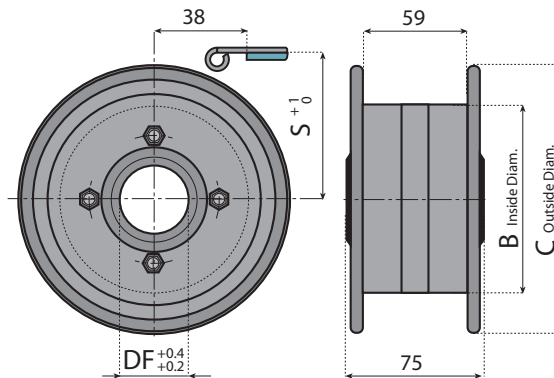



 <b>SPLIT IDLER WHEELS</b>					
Z equiv.	C mm	S mm	Ø 20	Ø 25	Ø 30
17	104	56.2	121377	121378	121379
19	117	62.6	121382	121383	121384
21	129.8	68.6	121387	121388	121389
23	142.2	74.6	121392	121393	121394
25	154.7	80.5	121397	121398	121399
27	167.2	86.5	121402	121403	121404
29	179.3	92.8	121407	121408	121409

 <b>STANDARD IDLER WHEELS</b>					
Z equiv.	C mm	S mm	Ø 20	Ø 25	Ø 30
			121412	121413	121414
			121417	121418	121419
			121422	121423	121424
			121427	121428	121429
			121432	121433	121434
			121437	121438	121439
			121442	121443	121444

**Material:** polyamide, screws in stainless steel, nuts in zinc plated steel.

**Material:** polyamide.



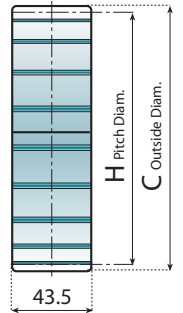
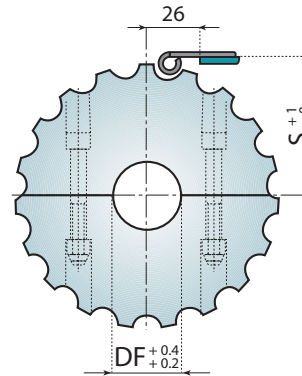
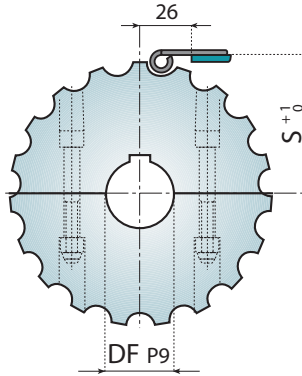
 <b>IDLER WHEELS</b>				
Z equiv.	B mm	C mm	S mm	Ø 25
19	80	118	62.6	121600
21	80	129.8	68.6	121604
23	108	142.5	74.6	121608
25	108	155	80.5	121612

**Material:** self-lubricating polyamide, screws in zinc plated steel.

**Features:**

- Completely closed structure, easier to clean and to disinfect
- Quick and easy replacement.

- Sprockets and idler wheels made of Steel on request.



Z	C mm	H mm	S mm
13	106.1	108.0	57.2
15	122.2	124.0	65.2
17	138.2	138.2	72.3
18	146.4	146.3	76.4
19	155.7	154.3	80.4
21	173.0	170.4	88.4
23	190.0	186.5	96.5
25	206.0	202.7	104.6



**SPLIT SPROCKETS**

Ø 25	Ø 30	Ø 35	Ø 40
<b>PART NUMBER</b>			
121556	121557	122558	121559
121561	121562	121563	121564
121566	121567	121568	121569
121571	121572	121573	121574
121576	121577	121578	121579
121581	121582	121583	121584
121586	121587	121588	121589
121591	121592	121593	121594

**Material:** polyamide, screws in stainless steel, nuts in zinc plated steel, DIN 6885 key seat.

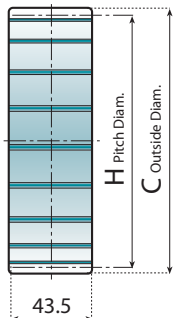
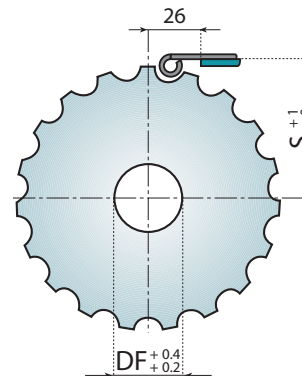
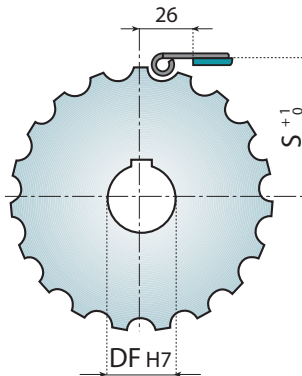


**SPLIT IDLER WHEELS**

Ø 18*	Ø 25	Ø 30	Ø 35	Ø 40
<b>PART NUMBER</b>				
121555	121688	121689	121690	121691
121560	121692	121693	121694	121695
121565	121696	121697	121698	121699
121570	121700	121701	121702	121703
121575	121704	121705	121706	121707
121580	121708	121709	121710	121711
121585	121712	121713	121714	121715
121590	121716	121717	121718	121719

**Material:** polyamide, screws in stainless steel, nuts in zinc plated steel.

\*Plain Bore



Z	C mm	H mm	S mm
13	106.1	108.0	57.2
15	122.2	124.0	65.2
17	138.2	138.2	72.3
18	146.4	146.3	76.4
19	155.7	154.3	80.4
21	173.0	170.4	88.4
23	190.0	186.5	96.5
25	206.0	202.7	104.6



**STANDARD SPROCKETS**

Ø 25	Ø 30	Ø 35	Ø 40
<b>PART NUMBER</b>			
121656	121657	121658	121659
121660	121661	121662	121663
121664	121665	121666	121667
121668	121669	121670	121671
121672	121673	121674	121675
121676	121677	121678	121679
121680	121681	121682	121683
121684	121685	121686	121687

**Material:** polyamide, DIN 6885 key seat.



**STANDARD IDLER WHEELS**

Ø 18*	Ø 25	Ø 30	Ø 35	Ø 40
<b>PART NUMBER</b>				
121720G	121720	121721	121722	121723
121724G	121724	121725	121726	121727
121728G	121728	121729	121730	121731
121732G	121732	121733	121734	121735
121736G	121736	121737	121738	121739
121740G	121740	121741	121742	121743
121744G	121744	121745	121746	121747
121748G	121748	121749	121750	121751

**Material:** polyamide.

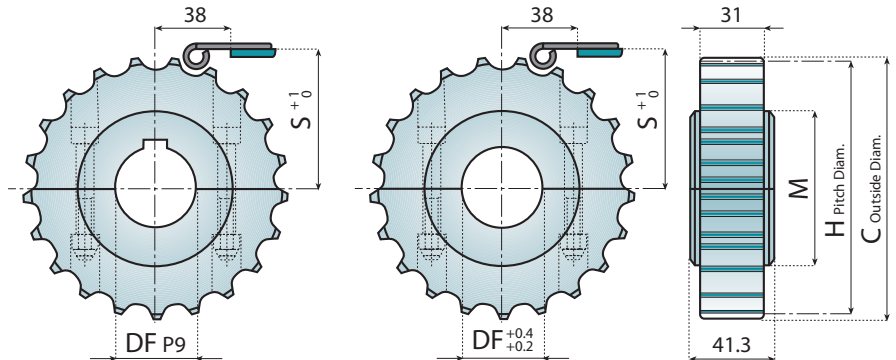
\* Plain Bore

**Features:**


- Completely closed structure, easier to clean and to disinfect
- Quick and easy replacement.
- Sprockets and idler wheels made of Steel on request.

 Pages 312


 Pages 20 - 21  
27 - 29



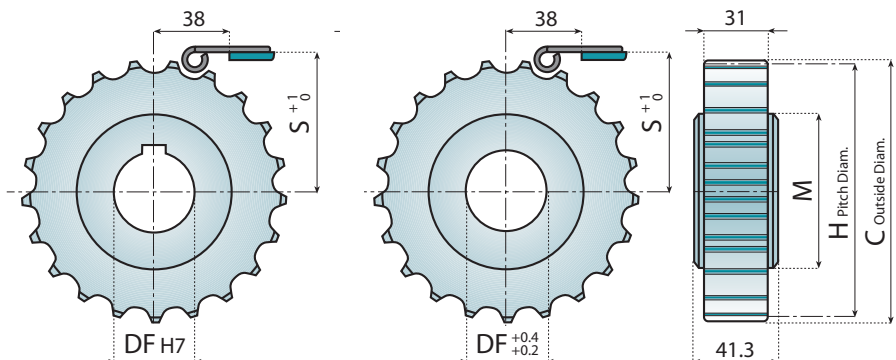
Z equiv.	C mm	H mm	M mm	S mm
17	103.9	105.47	60	55.9
19	117.0	117.34	70	61.9
21	129.0	126.26	75	67.8
23	142.0	141.21	80	73.8
25	154.0	153.21	90	79.8
27	166.8	165.20	100	85.8
29	178.5	177.24	110	91.8

 SPLIT SPROCKETS				
Ø 25	Ø 30	Ø 35	Ø 40	
PART NUMBER				
12465	12466	12467	12468	
12469	12470	12471	12472	
12473	12474	12475	12476	
12477	12478	12479	12480	
12481	12482	12483	12484	
121218	121219	121220	121221	
121223	121224	121225	121226	


**Material:** polyamide, screws in stainless steel, nuts in zinc plated steel, DIN 6885 key seat.

 SPLIT IDLER WHEELS				
Ø 18 *	Ø 25	Ø 30	Ø 35	Ø 40
PART NUMBER				
12965	121271	121272	121273	121274
12966	121275	121276	121277	121278
12967	121279	121280	121281	121282
12968	121283	121284	121285	121286
12969	121287	121288	121289	121290
121217	121291	121292	121293	121294
121222	121295	121296	121297	121298


**Material:** polyamide, screws in stainless steel, nuts in zinc plated steel.



Z equiv.	C mm	H mm	M mm	S mm
17	103.9	105.47	60	55.9
19	117.0	117.34	70	61.9
21	129.0	126.26	75	67.8
23	142.0	141.21	80	73.8
25	154.0	153.21	90	79.8
27	166.8	165.20	100	85.8
29	178.5	177.24	110	91.8

 STANDARD SPROCKETS				
Ø 25	Ø 30	Ø 35	Ø 40	
PART NUMBER				
12485	12486	12487	12488	
12489	12490	12491	12492	
12493	12494	12495	12496	
12497	12498	12499	12500	
12501	12502	12503	12504	
121227	121228	121229	121230	
121231	121232	121233	121234	

**Material:** polyamide, DIN 6885 key seat.

 STANDARD IDLER WHEELS				
Ø 18 *	Ø 25	Ø 30	Ø 35	Ø 40
PART NUMBER				
-	12505	12506	12507	12508
-	12509	12510	12511	12512
-	12513	12514	12515	12516
-	12517	12518	12519	12520
-	12521	12522	12523	12524
-	121299	121300	121301	121302
-	121303	121304	121305	121306

**Material:** polyamide.

**\*Plain Bore**


### Features:

- Maximum keyway load.

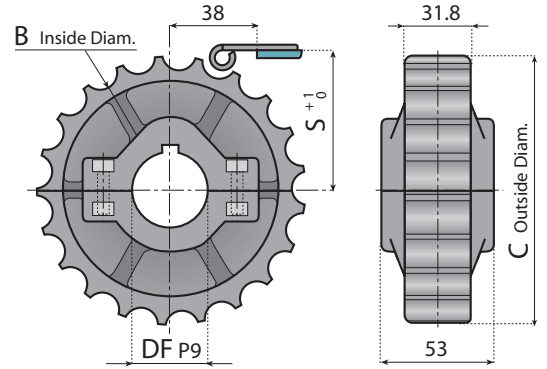
 [Pages 312](#)


 [Pages 20 - 21](#)  
[27 - 29](#)



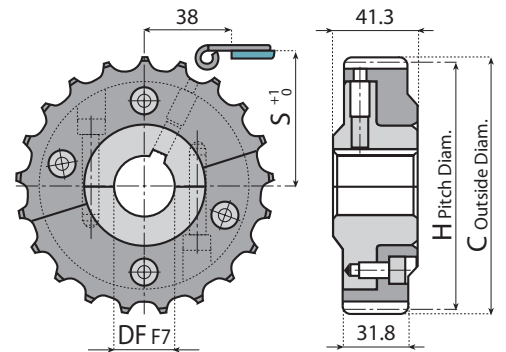
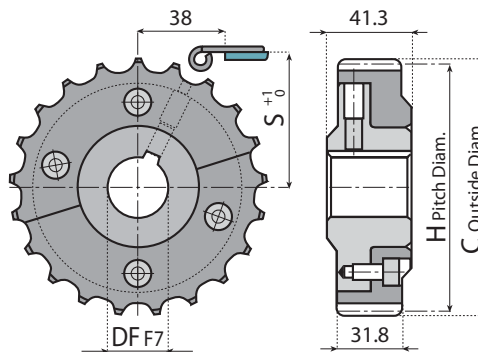
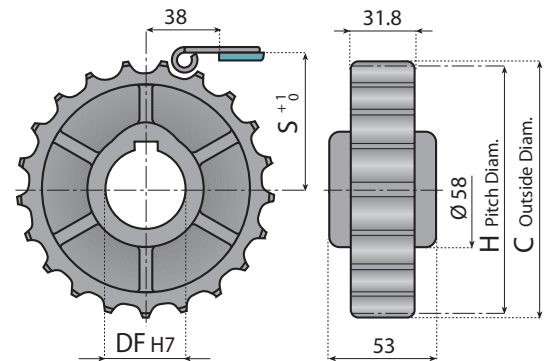
 SPLIT SPROCKETS								
Z	B mm	C mm	S mm	Ø 25	Ø 30	Ø 35	Ø 40	Ø 45
21	116.1	129	67.8	12061	12062	12063	12064	12097
23	128.1	142	73.8	12109N	12110N	12111N	12112N	12113
25	140.1	154	79.8	12073	12074	12075	12076	12098


**Material:** reinforced polyamide, screws in stainless steel, nuts in nickel plated brass, DIN 6885 key seat.




 STANDARD SPROCKETS								
Z	H mm	C mm	S mm	Ø 25	Ø 30	Ø 35	Ø 40	-
21	129.26	129	67.8	12268	12269	12270	12271	-
25	153.21	154	79.8	12272	12273	12274	12275	-

**Material:** reinforced polyamide, DIN 6885 key seat.



 DRIVE SPROCKETS IN 3 PIECES								
Z	C mm	H mm	S mm	-	Ø 30	-	Ø 40	-
21	129.0	129.26	67.8	-	12172	-	12173	-
23	142.0	141.21	73.8	-	12174	-	12175	-
25	154.0	153.21	79.8	-	12176	-	12177	-

**Material:** hub in stainless steel AISI 304; screws and pins in stainless steel; toothed sections in polyamide.

 DRIVE SPROCKETS IN 4 PIECES								
Z	C mm	H mm	S mm	-	Ø 30	-	Ø 40	-
21	129.0	129.26	67.8	-	12178	-	12179	-
23	142.0	141.21	73.8	-	12180	-	12181	-
25	154.0	153.21	79.8	-	12182	-	12183	-

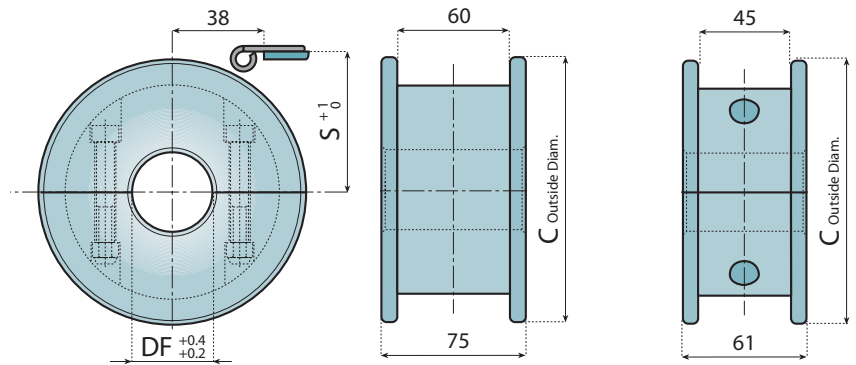
**Material:** hub in stainless steel AISI 304; screws and pins in stainless steel; toothed sections in polyamide.


**Features:**


- Completely closed structure, easier to clean and to disinfect.
- Recyclable.
- Quickly replaceable.

 Pages 312

 Pages 20 - 21  
27 - 29

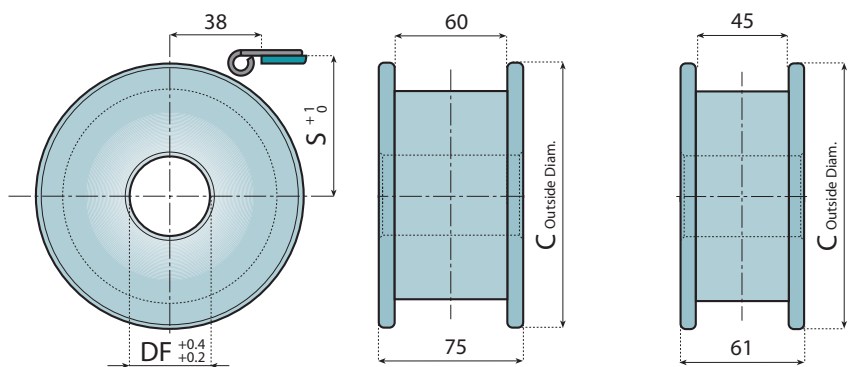



 SPLIT IDLER WHEELS, TAB CHAINS					
Ø 20	Ø 25	Ø 30	Ø 35	Ø 40	
PART NUMBER					
121377	121378	121379	121380	121381	
121382	121383	121384	121385	121386	
121387	121388	121389	121390	121391	
121392	121393	121394	121395	121396	
121397	121398	121399	121400	121401	
121402	121403	121404	121405	121406	
121407	121408	121409	121410	121411	


 SPLIT IDLER WHEELS, BEVEL CHAINS					
Ø 20	Ø 25	Ø 30	Ø 35	Ø 40	
PART NUMBER					
12608	12609	12610	12611	12612	
12613	12614	12615	12616	12618	
12617	12619	12620	12621	12622	
12623	12624	12625	12626	12627	
12628	12629	12630	12631	12632	
121357	121358	121359	121360	121361	
121362	121363	121364	121365	121366	

**Material:** polyamide, screws in stainless steel, nuts in zinc plated steel.

**Material:** polyamide, screws in stainless steel, nuts in zinc plated steel.



 STANDARD IDLER WHEELS, TAB CHAINS					
Ø 20	Ø 25	Ø 30	Ø 35	Ø 40	
PART NUMBER					
121412	121413	121414	121415	121416	
121417	121418	121419	121420	121421	
121422	121423	121424	121425	121426	
121427	121428	121429	121430	121431	
121432	121433	121434	121435	121436	
121437	121438	121439	121440	121441	
121442	121443	121444	121445	121446	

 STANDARD IDLER WHEELS, BEVEL CHAINS					
Ø 20	Ø 25	Ø 30	Ø 35	Ø 40	
PART NUMBER					
12633	12634	12635	12636	12637	
12638	12639	12640	12641	12642	
12643	12644	12645	12646	12647	
12648	12649	12650	12651	12652	
12653	12654	12655	12656	12657	
121367	121368	121369	121370	121371	
121372	121373	121374	121375	121376	

**Material:** polyamide.

**Material:** polyamide.



Pages  
312



Pages  
20 - 21  
27 - 29

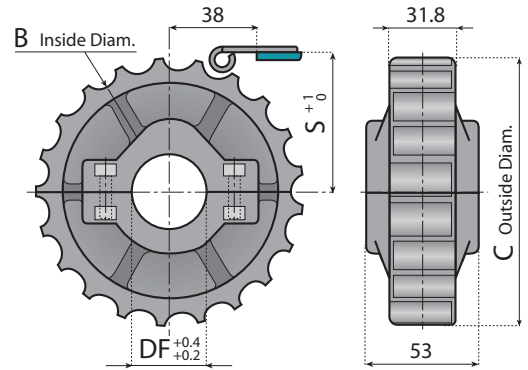


**SPLIT IDLER WHEELS**

Z equiv.	B mm	C mm	S mm
21	116.1	129	67.8
23	128.1	142	73.8
25	140.1	154	79.8

Ø 25	Ø 30	Ø 35	Ø 40	Ø 45
PART NUMBER				
121110	121111	121112	121113	121114
121115N	121116N	121117N	121118N	121119
121120	121121	121122	121123	121124

**Material:** polyamide, screws in stainless steel, nuts in nickel plated brass.

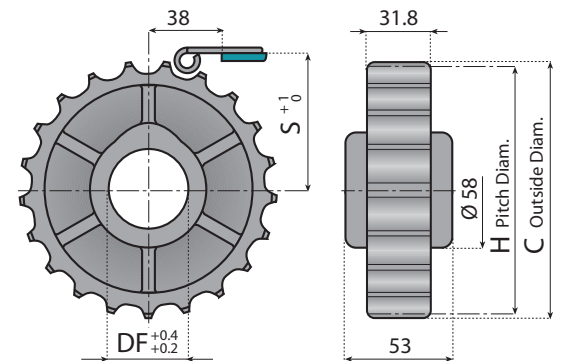


**IDLER WHEELS**

Z equiv.	H mm	C mm	S mm
21	129.26	129	67.8
25	153.21	154	79.8

Ø 25	Ø 30	Ø 35	Ø 40	-
PART NUMBER				
12260	12261	12262	12263	-
12264	12265	12266	12267	-

**Material:** polyamide.

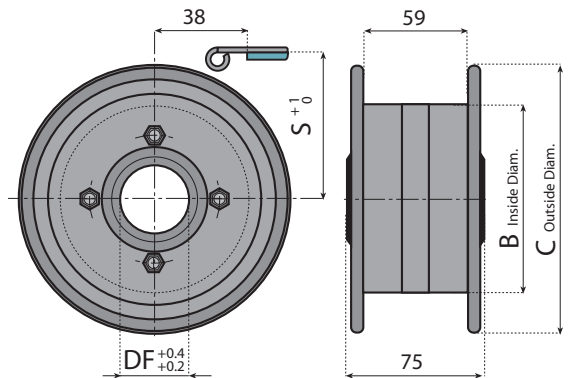


**IDLER WHEELS FOR TAB CHAINS**

Z equiv.	B mm	C mm	S mm
19	80	118	62.6
21	80	129.8	68.6
23	108	142.5	74.6
25	108	155	80.5

Ø 25	Ø 30	Ø 35	Ø 40	-
PART NUMBER				
121600	121601	121602	121603	-
121604	121605	121606	121607	-
121608	121609	121610	121611	-
121612	121613	121614	121615	-

**Material:** self-lubricating polyamide, screws in zinc plated steel.



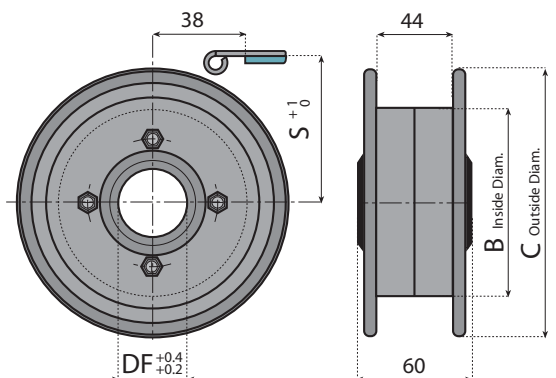
**IDLER WHEELS FOR BEVEL CHAINS**

Z equiv.	B mm	C mm	S mm
19	80	118	62.6
21	80	129.8	68.6
13	108	142.5	74.6
25	108	155	80.5

Ø 25	Ø 30	Ø 35	Ø 40	-
PART NUMBER				
12680	12681	12682	12683	-
12684	12685	12686	12687	-
12688	12689	12690	12691	-
12692	12693	12694	12695	-

**Material:** self-lubricating polyamide, screws in zinc plated steel.

**Application:** chains series 881 - 8810

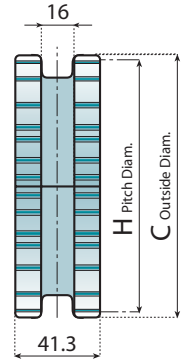
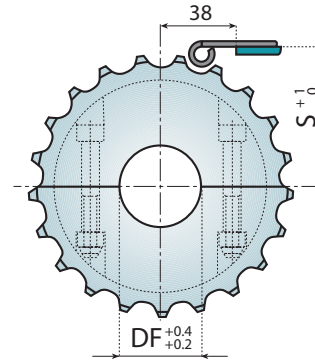
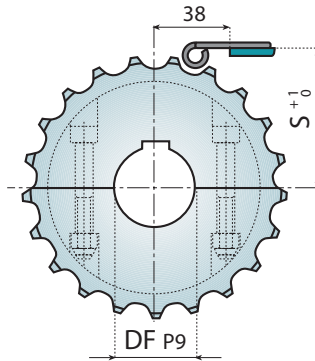


**Features:**

- Completely closed structure, easier to clean and to disinfect.
- Quick and easy replacement
- Sprockets and idler wheels made of features Steel on request.

 Pages [312](#)

 Pages [32 - 33 - 54](#)



**SPLIT SPROCKETS**

Z equiv.	C mm	H mm	S mm
17	103.9	105.47	55.9
19	117.0	117.34	61.9
21	129.0	129.26	67.8
23	142.0	141.21	73.8
25	154.0	153.21	79.8
27	166.8	165.20	85.8
29	178.5	177.24	91.8

Ø 25	Ø 30	Ø 35	Ø 40
PART NUMBER			
12920	12921	12922	12923
12924	12925	12926	12927
12928	12929	12930	12931
12932	12933	12934	12935
12936	12937	12938	12939
121126	121127	121128	121129
121131	121132	121133	121134

**Material:** polyamide, screws in stainless steel, nuts in zinc plated steel, DIN 6885 key seat.

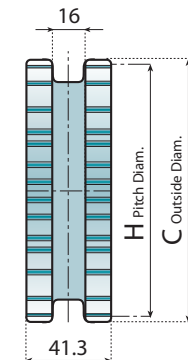
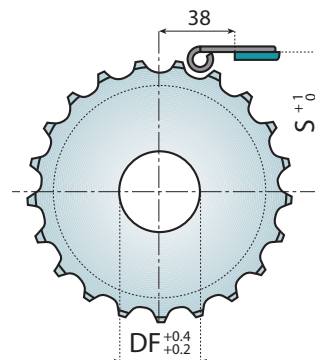
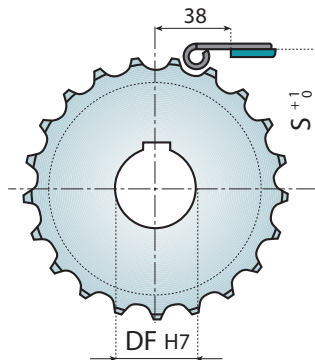


**SPLIT IDLER WHEELS**

Ø 18*	Ø 25	Ø 30	Ø 35	Ø 40
PART NUMBER				
12960	121143	121144	121145	121146
12961	121147	121148	121149	121150
12962	121151	121152	121153	121154
12963	121155	121156	121157	121158
12964	121159	121160	121161	121162
121125	121163	121164	121165	121166
121130	121167	121168	121169	121170

**Material:** polyamide, screws in stainless steel, nuts in zinc plated steel.

\*Plain Bore



**STANDARD SPROCKETS**

Z equiv.	C mm	H mm	S mm
17	103.9	105.47	55.9
19	117.0	117.34	61.9
21	129.0	129.26	67.8
23	142.0	141.21	73.8
25	154.0	153.21	79.8
27	166.8	165.20	85.8
29	178.5	177.24	91.8

Ø 25	Ø 30	Ø 35	Ø 40
PART NUMBER			
12940	12941	12942	12943
12944	12945	12946	12947
12948	12949	12950	12951
12952	12953	12954	12955
12956	12957	12958	12959
121135	121136	121137	121138
121139	121140	121141	121142

**Material:** polyamide, DIN 6885 key seat.



**STANDARD IDLER WHEELS**

-	Ø 25	Ø 30	Ø 35	Ø 40
PART NUMBER				
-	121171	121172	121173	121174
-	121175	121176	121177	121178
-	121179	121180	121181	121182
-	121183	121184	121185	121186
-	121187	121188	121189	121190
-	121191	121192	121193	121194
-	121195	121196	121197	121198

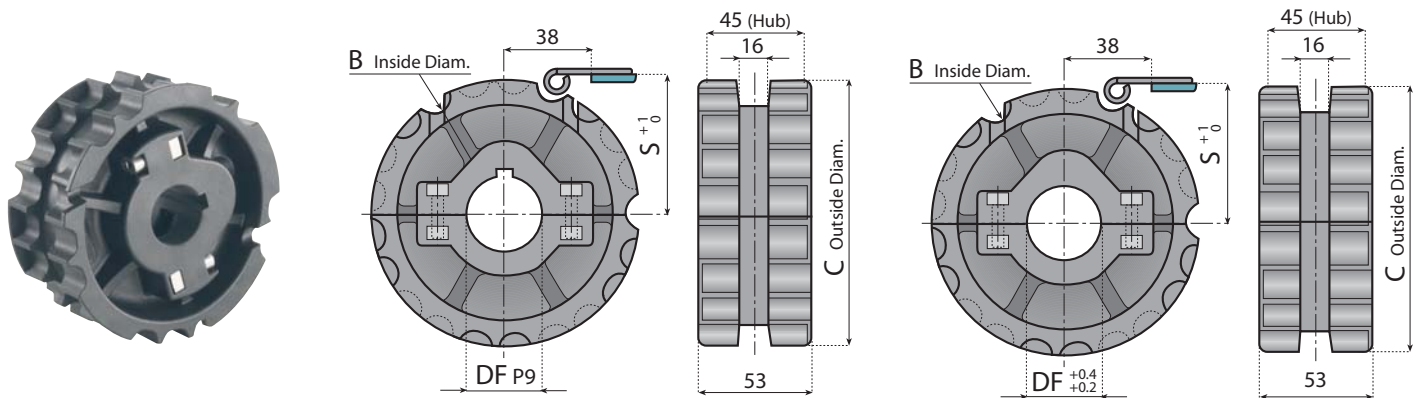
**Material:** polyamide.


### Features:

- Maximum keyway load.

 [Pages 312](#)


 [Pages 32-33-54](#)



 SPLIT SPROCKETS				
Z	C mm	B mm	S mm	
21	129.0	116.1	67.8	
23	142.0	128.1	73.8	
25	154.0	140.1	79.8	

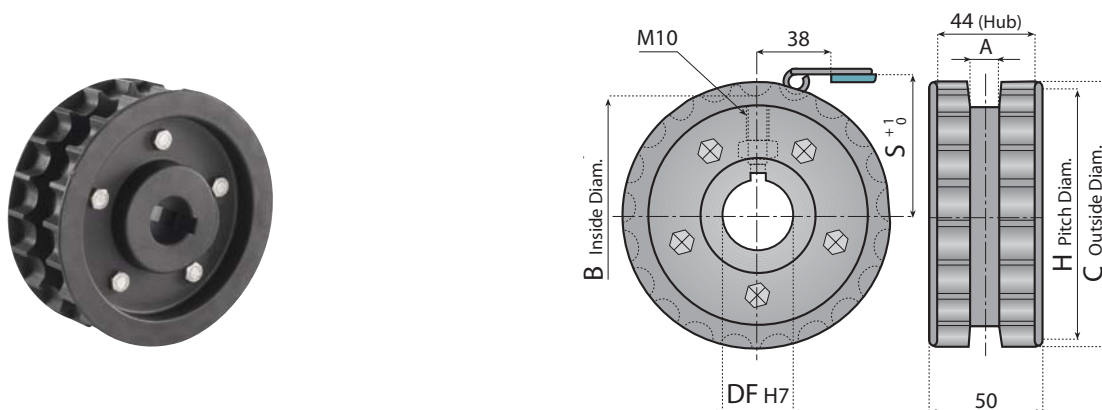
  


Ø 25	Ø 30	Ø 35	Ø 40	Ø 45
PART NUMBER				
12057	12058	12059	12060	12095
12104N	12105N	12106N	12107N	12108
12069	12070	12071	12072	12096

 SPLIT IDLER WHEELS				
Ø 25	Ø 30	Ø 35	Ø 40	Ø 45
PART NUMBER				
121095	121096	121097	121098	121099
121100N	121101N	121102N	121103N	121104
121105	121106	121107	121108	121109

**Material:** reinforced polyamide, screws in stainless steel, nuts in nickel plated brass, DIN 6885 key seat.

**Material:** polyamide, screws in stainless steel, nuts in nickel plated brass.



 DRIVE SPROCKETS					
Z equiv.	A mm	B mm	C mm	H mm	S mm
17	13	92.3	103.9	105.47	55.9
19	16	104.2	117	117.34	61.9
21	16	116.1	129	129.26	67.8
23	16	128.1	142	141.21	73.8
25	16	140.1	154	153.21	79.8

Ø 25	Ø 30	Ø 35	Ø 40
PART NUMBER			
12276	12277	-	-
12660	12661	12662	12663
12664	12665	12666	12667
12668	12669	12670	12671
12672	12673	12674	12675

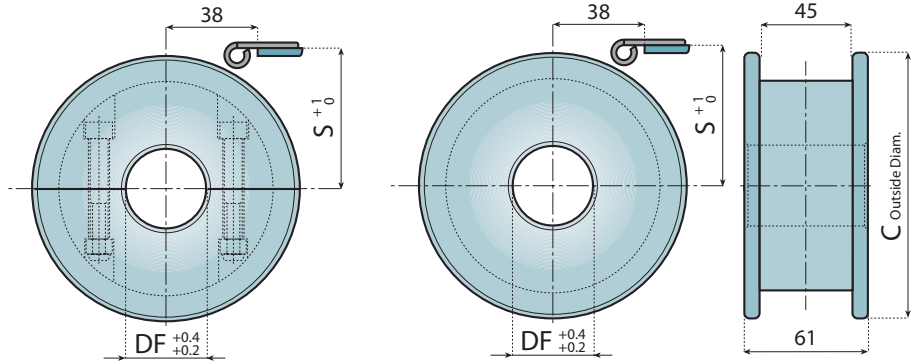
**Material:** reinforced polyamide, screws in stainless steel, DIN 6885 key seat.


**Features:**

- Completely closed structure, easier to clean and to disinfect
- Recyclable.
- Quickly replaceable.

 Pages 312

 Pages 32 - 33 - 54




 SPLIT IDLER WHEELS			
Z equiv.	C mm	S mm	
17	104.0	56.2	
19	117.0	62.6	
21	129.8	68.6	
23	142.2	74.6	
25	154.7	80.5	
27	167.2	86.5	
29	179.3	92.8	

Ø 20	Ø 25	Ø 30	Ø 35	Ø 40
PART NUMBER				
12608	12609	12610	12611	12612
12613	12614	12615	12616	12618
12617	12619	12620	12621	12622
12623	12624	12625	12626	12627
12628	12629	12630	12631	12632
121357	121358	121359	121360	121361
121362	121363	121364	121365	121366

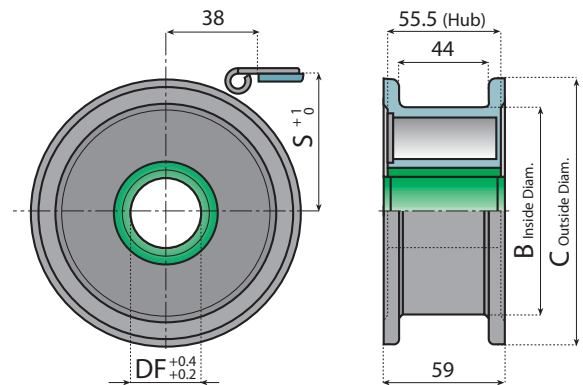
**Material:** polyamide, screws in stainless steel, nuts in zinc plated steel.


 STANDARD IDLER WHEELS				
Z equiv.	C mm	S mm		
17	104.0	56.2		
19	117.0	62.6		
21	129.8	68.6		
23	142.2	74.6		
25	154.7	80.5		
27	167.2	86.5		
29	179.3	92.8		

Ø 20	Ø 25	Ø 30	Ø 35	Ø 40
PART NUMBER				
12633	12634	12635	12636	12637
12638	12639	12640	12641	12642
12643	12644	12645	12646	12647
12648	12649	12650	12651	12652
12653	12654	12655	12656	12657
121367	121368	121369	121370	121371
121372	121373	121374	121375	121376

**Material:** polyamide.

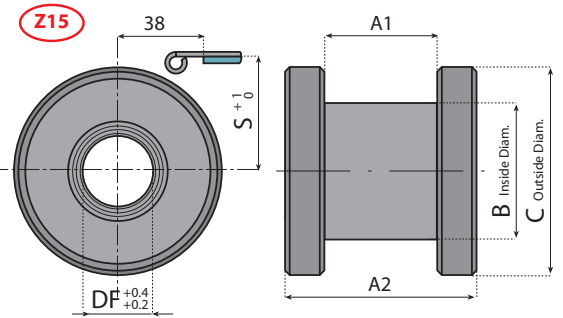
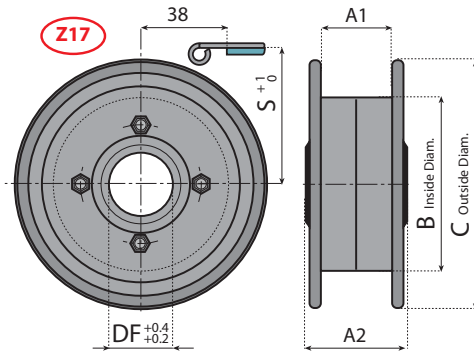


 IDLER WHEELS				
Z equiv.	B mm	C mm	S mm	
21	103.5	129.5	68.6	
23	103.5	143.0	74.6	
25	122	154.5	80.5	

Ø 25	Ø 30	Ø 35	Ø 40	-
PART NUMBER				
12866	12867	12868	12869	-
12874	12875	12876	12877	-
12870	12871	12872	12873	-

**Material:** ultrasonic welded cover in reinforced polyamide.  
 Bushing in Low Friction and low corrosion resin.  
 Idler body in self-lubricating polyamide.  
**Colour:** black and green.



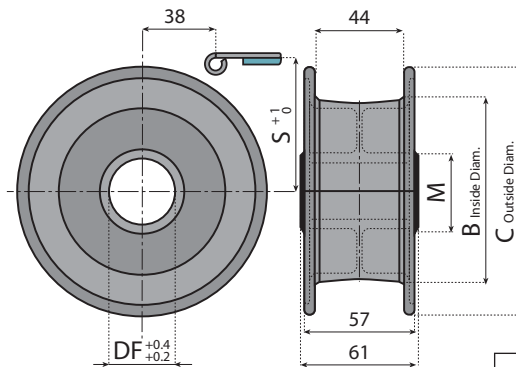
**Material:** self-lubricating polyamide, screw in zinc plated steel (Z17).

**Colour:** black

**Notes:** reinforced version, high wear and chemical resistance, recyclable.

Z equiv.	A1 mm	A2 mm	B mm	C mm	S mm
15	48	83	58	90	48.2
17	44	52	71	106	56.2

IDLER WHEELS				
Ø 25	Ø 30	Ø 35	Ø 40	Ø 45
PART NUMBER				
-	12676	12677	12678	12679
12278	12279	-	-	-



**Material:** self-lubricating polyamide.

**Colour:** black.

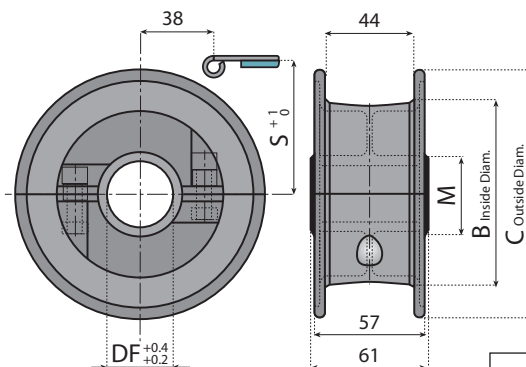
**Notes:** reinforced version, high wear and chemical resistance, recyclable.

Z equiv.	C mm	S mm
19	117.0	62.6
21	129.8	68.6
23	142.2	74.6
25	154.7	80.5

IDLER WHEELS				
Ø 25	Ø 30	Ø 35	Ø 40	-
PART NUMBER				
12208B	12209B	12210B	12211B	-
12200B	12201B	12202B	12203B	-
12212B	12213B	12214B	12215B	-
12204B	12205B	12206B	12207B	-

 Pages 312

 Pages 32 - 33 - 54



**Material:** self-lubricating polyamide, screws in stainless steel.

**Colour:** black.

**Notes:** quickly replaceable, reinforced version, high wear and chemical resistance, recyclable.

Z equiv.	B mm	C mm	S mm
-	-	-	-
21	97	129.8	68.6
23	99.5	142.2	74.6
25	102	154.7	80.5

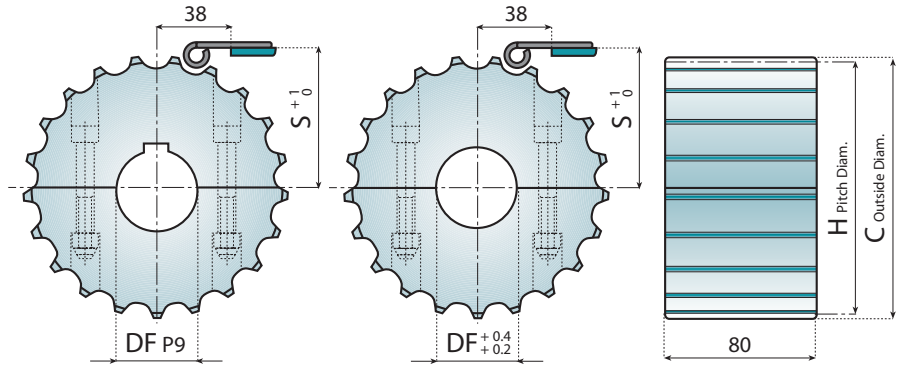
SPLIT IDLER WHEELS				
Ø 25	Ø 30	Ø 35	Ø 40	-
PART NUMBER				
M = 35	M = 40	M = 45	M = 50	
12077B	12078B	12079B	12080B	-
121928B	121929B	121930B	121931B	-
12081B	12082B	12083B	12084B	-

**Features:**

- Completely closed structure, easier to clean and to disinfect
- Quick and easy replacement.
- Sprockets and idler wheels made of Steel on request.

 Pages 312

 Pages 34 - 46 - 54



 **SPLIT SPROCKETS**

Z equiv.	C mm	H mm	S mm
19	117.0	117.34	61.9
21	129.0	129.26	67.8
23	142.0	141.21	73.8
25	154.0	153.21	79.8
27	166.8	165.20	85.8
29	178.5	177.24	91.8

Ø 25	Ø 30	Ø 35	Ø 40
PART NUMBER			
12280	12281	12282	12283
12284	12285	12286	12287
12288	12289	12290	12291
12292	12293	12294	12295
121308	121309	121310	121311
121313	121314	121315	121316

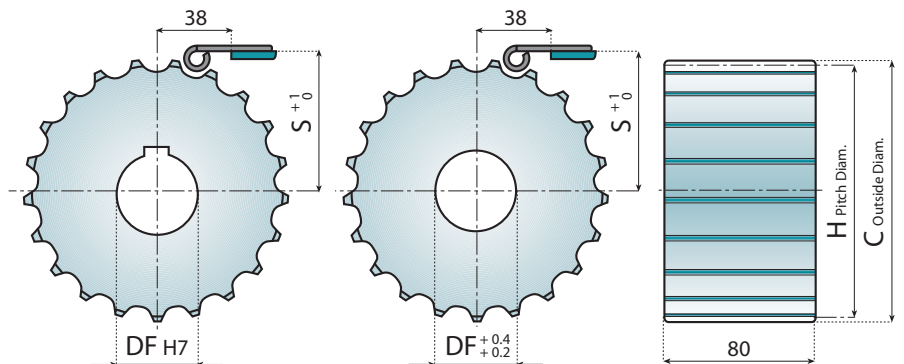
**Material:** polyamide, screws in stainless steel, nuts in zinc plated steel, DIN 6885 key seat.

 **SPLIT IDLER WHEELS**

Ø 18*	Ø 25	Ø 30	Ø 35	Ø 40
PART NUMBER				
12900	121325	121326	121327	121328
12901	121329	121330	121331	121332
12902	121333	121334	121335	121336
12903	121337	121338	121339	121340
121307	121341	121342	121343	121344
121312	121345	121346	121347	121348

**Material:** polyamide, screws in stainless steel, nuts in zinc plated steel.

\*Plain Bore



 **STANDARD SPROCKETS**

Z equiv.	C mm	H mm	S mm
19	117.0	117.34	61.9
21	129.0	129.26	67.8
23	142.0	141.21	73.8
25	154.0	153.21	79.8
27	166.8	165.20	85.8
29	178.5	177.24	91.8

Ø 25	Ø 30	Ø 35	Ø 40
PART NUMBER			
12296	12297	12298	12299
12437	12438	12439	12440
12441	12442	12443	12444
12445	12446	12447	12448
121317	121318	121319	121320
121321	121322	121323	121324

**Material:** polyamide, DIN 6885 key seat.

 **STANDARD IDLER WHEELS**

Ø 18*	Ø 25	Ø 30	Ø 35	Ø 40
PART NUMBER				
12449G	12449	12450	12451	12452
12453G	12453	12454	12455	12456
12457G	12457	12458	12459	12460
12461G	12461	12462	12463	12464
121349G	121349	121350	121351	121352
121353G	121353	121354	121355	121356

**Material:** polyamide.

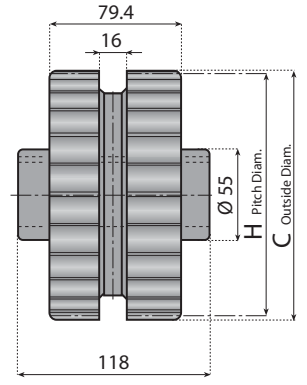
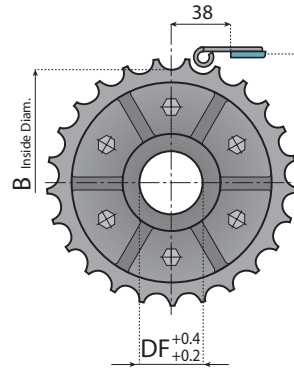
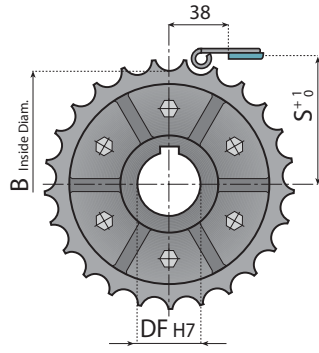
\*Plain Bore



Pages  
312



Pages  
34 - 46 - 54



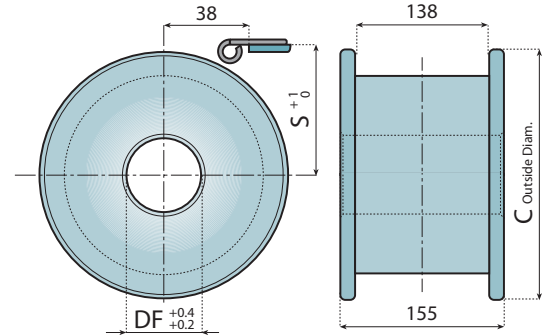
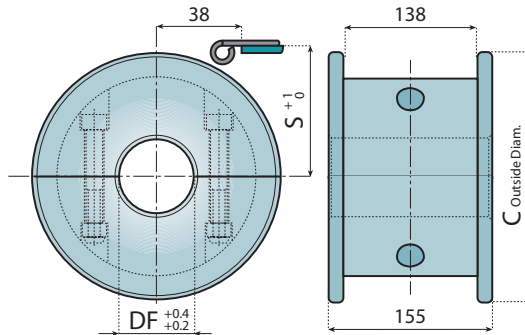
Z equiv.	B mm	C mm	H mm	S mm
25	140.1	154	153.2	79.8

DRIVE SPROCKETS				
Ø 25	Ø 30	Ø 35	Ø 40	
PART NUMBER				
12085	12086	12087	12088	

IDLER WHEELS				
Ø 25	Ø 30	Ø 35	Ø 40	
PART NUMBER				
12089	12090	12091	12092	

**Material:** reinforced polyamide, screws in stainless steel; DIN 6885 key seat.

**Material:** self-lubricating polyamide, screws in stainless steel.



Z equiv.	C mm	S mm	
19	117.0	62.6	
21	129.8	68.6	
23	142.2	74.6	
25	154.7	80.5	

SPLIT IDLER WHEELS				
Ø 30	Ø 35	Ø 40		
PART NUMBER				
12220	12221	12222		
12223	12224	12225		
12226	12227	12228		
12229	12230	12231		

STANDARD IDLER WHEELS				
Ø 30	Ø 35	Ø 40		
PART NUMBER				
12232	12233	12234		
12235	12236	12237		
12238	12239	12240		
12241	12242	12243		

**Material:** polyamide, screws in stainless steel, nuts in zinc plated steel.

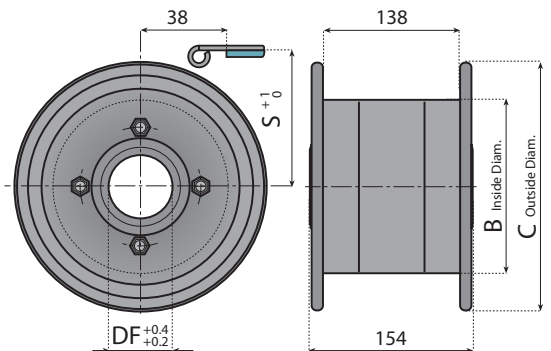
**Material:** polyamide.



Z equiv.	B mm	C mm	S mm
19	80	118	62.6
21	80	128	68.6
23	108	142.5	74.6
25	108	155	80.5

IDLER WHEELS				
Ø 25	Ø 30	Ø 35	Ø 40	
PART NUMBER				
121632	121633	121634	121635	
121636	121637	121638	121639	
121640	121641	121642	121643	
121644	121645	121646	121647	

**Material:** polyamide, screws in stainless steel.



**Features:**

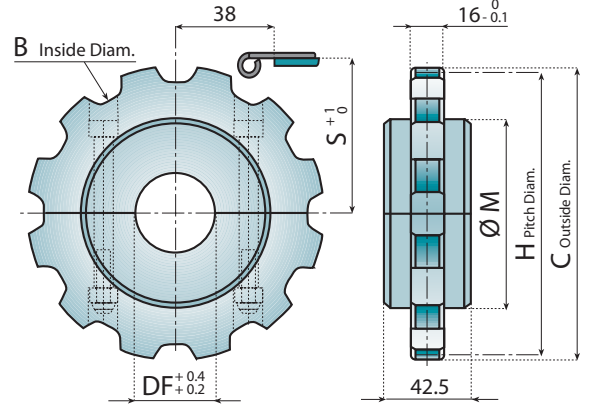
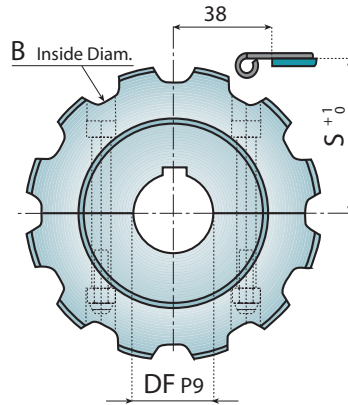
- Completely closed structure, easier to clean and to disinfect.
- Quickly replaceable.



Pages  
312



Pages  
33-36-37-38-39  
40-49-56-57-62-63



Z	C mm	H mm	B mm	M mm	S mm
9	110.0	111.4	95	76	59.30
10	122.0	123.3	107	88	65.25
11	135.0	135.2	119	92	71.20
12	147.3	147.2	131	105	77.20



**SPLIT SPROCKETS**

Ø 25	Ø 30	Ø 35	Ø 40
<b>PART NUMBER</b>			
12382	12383	12384	12385
12386	12387	12388	12389
12390	12391	12392	12393
12394	12395	12396	12397

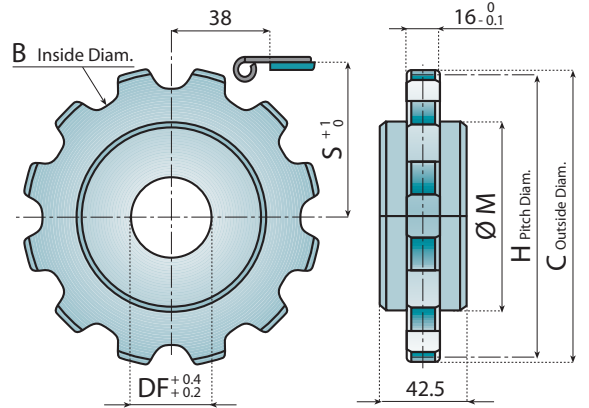
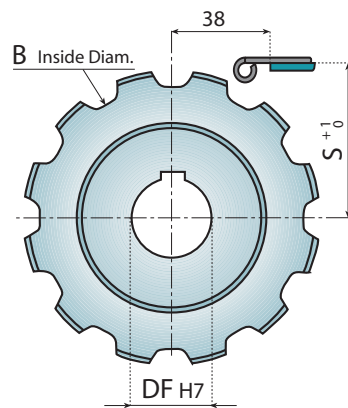
**Material:** polyamide, screws in stainless steel, nuts in zinc plated steel, DIN 6885 key seat.



**SPLIT IDLER WHEELS**

Ø 18*	Ø 25	Ø 30	Ø 35	Ø 40
<b>PART NUMBER</b>				
12910	121752	121753	121754	121755
12911	121756	121757	121758	121759
12912	121760	121761	121762	121763
12913	121764	121765	121766	121767

**Material:** polyamide, screws in stainless steel, nuts in zinc plated steel, \*Plain Bore



**STANDARD SPROCKETS**

Z	C mm	H mm	B mm	M mm	S mm
9	110.0	111.4	95	76	59.30
10	122.0	123.3	107	88	65.25
11	135.0	135.2	119	92	71.20
12	147.3	147.2	131	105	77.20

Ø 25	Ø 30	Ø 35	Ø 40
<b>PART NUMBER</b>			
12398	12399	12407	12408
12409	12410	12411	12412
12413	12414	12415	12416
12417	12418	12419	12420

**Material:** polyamide, DIN 6885 key seat.



**STANDARD IDLER WHEELS**

Ø 18*	Ø 25	Ø 30	Ø 35	Ø 40
<b>PART NUMBER</b>				
12421G	12421	12422	12423	12424
12425G	12425	12426	12427	12428
12429G	12429	12430	12431	12432
12433G	12433	12434	12435	12436

**Material:** polyamide. \*Plain Bore

**Features:**

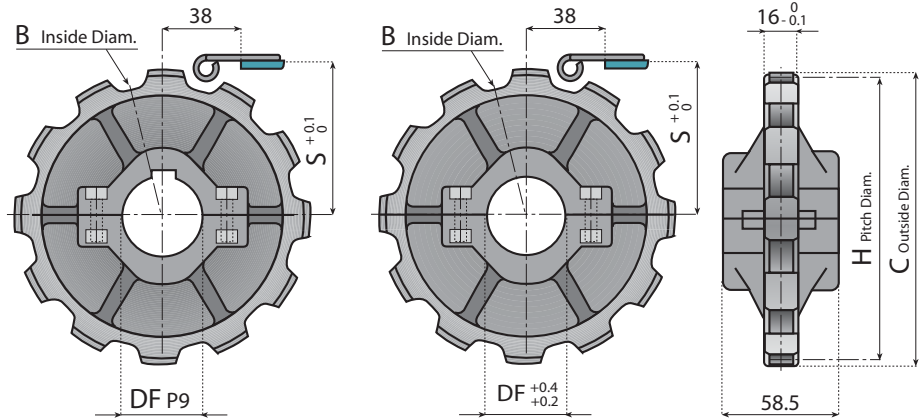
- Quick and easy replacement.
- High strength.





Pages  
312



Pages  
33 - 36 - 37 - 38 - 39  
40 - 49 - 56 - 57 - 62 - 63



 <b>SPLIT SPROCKETS</b>				
Ø 25	Ø 30	Ø 35	Ø 40	
PART NUMBER				
121001	121002	121003	121004	
12400	12711	12401	12402	

 <b>SPLIT IDLER WHEELS</b>				
Ø 25	Ø 30	Ø 35	Ø 40	
PART NUMBER				
121005	121006	121007	121008	
12403	12404	12405	12406	

Z	B mm	C mm	H mm	S mm
10	107	122	123.3	65.25
12	131	147	146.8	77.20

**Material:** reinforced polyamide, screws in stainless steel, nuts in nickel plated brass, DIN 6885 key seat.

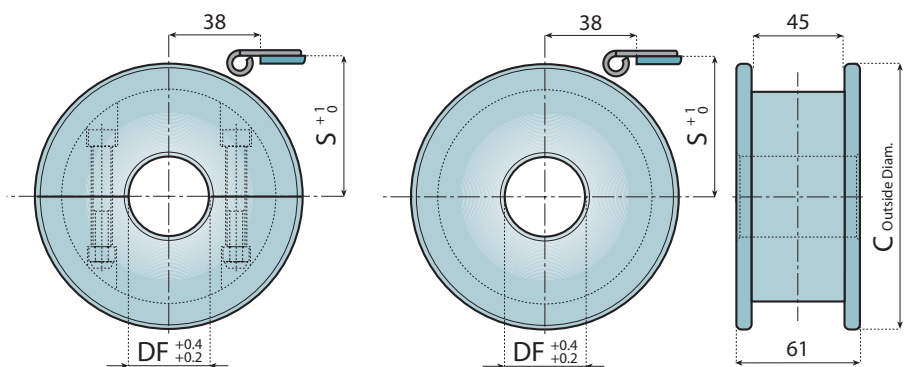
**Material:** polyamide, screws in stainless steel, nuts in nickel plated brass.


**IDLER WHEELS**


**828 - 879 - 879 M - 880 - 880 M**

**Features:**

- Completely closed structure, easier to clean and to disinfect
- Recyclable.
- Quickly replaceable.



 <b>SPLIT IDLER WHEELS</b>					
Ø 20	Ø 25	Ø 30	Ø 35	Ø 40	
PART NUMBER					
12613	12614	12615	12616	12618	
12617	12619	12620	12621	12622	
12623	12624	12625	12626	12627	
12628	12629	12630	12631	12632	

 <b>STANDARD IDLER WHEELS</b>					
Ø 20	Ø 25	Ø 30	Ø 35	Ø 40	
PART NUMBER					
12638	12639	12640	12641	12642	
12643	12644	12645	12646	12647	
12648	12649	12650	12651	12652	
12653	12654	12655	12656	12657	

Z equiv.	C mm	S mm
9	117.0	62.6
10	129.8	68.6
11	142.2	74.6
12	154.7	80.5

**Material:** polyamide, screws in stainless steel, nuts in zinc plated steel.

**Material:** polyamide.

**Features:**

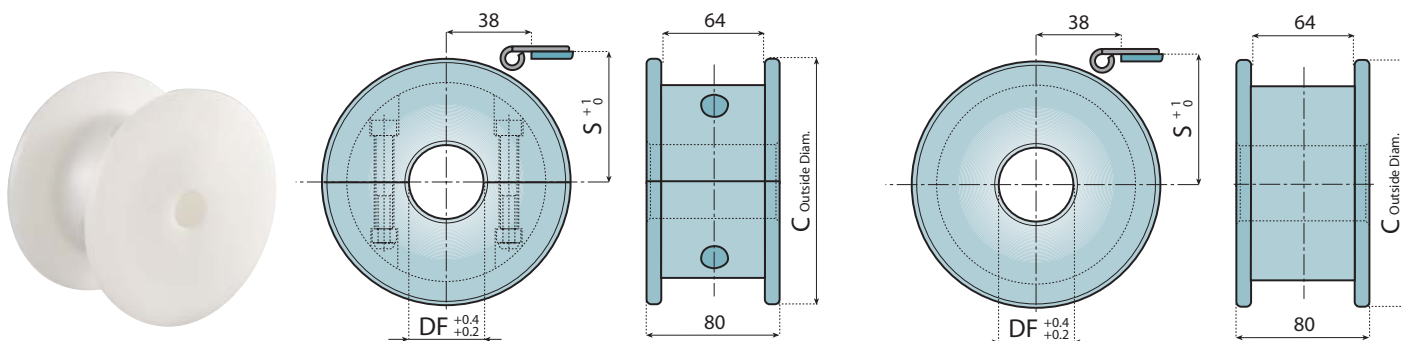
- Completely closed structure, easier to clean and to disinfect
- Recyclable.
- Quickly replaceable.



Pages  
312



Pages  
38 - 40 - 49  
56 - 62 - 63



		SPLIT IDLER WHEELS					STANDARD IDLER WHEELS					
Z equiv.	C mm	S mm	Ø 20	Ø 25	Ø 30	Ø 35	Ø 40	Ø 20	Ø 25	Ø 30	Ø 35	Ø 40
			PART NUMBER					PART NUMBER				
9	117.0	62.1	121447	121448	121449	121450	121451	121467	121468	121469	121470	121471
10	129.8	68.5	121452	121453	121454	121455	121456	121472	121473	121474	121475	121476
11	142.2	74.7	121457	121458	121459	121460	121461	121477	121478	121479	121480	121481
12	154.7	80.9	121462	121463	121464	121465	121466	121482	121483	121484	121485	121486

**Material:** polyamide, screws in stainless steel, nuts in zinc plated steel.

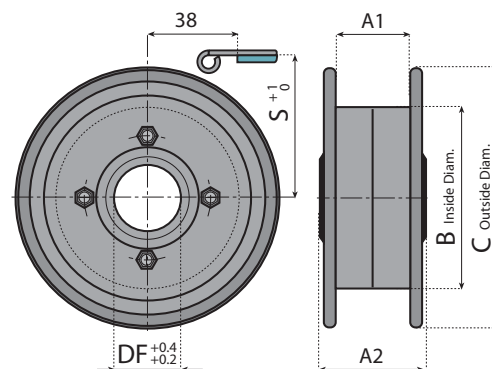
**Material:** polyamide.



**Material:** self-lubricating polyamide, screws in zinc plated steel.  
**Application:** chains series 879 - 879 M - 880 - 880 M

Z equiv.	A1 mm	A2 mm	B mm	C mm	S mm
8	44	52	71	106	56.2
9	44	60	80	118	62.6
10	44	60	80	129.8	68.6
11	44	60	108	142.5	74.6
12	44	60	108	155	80.5

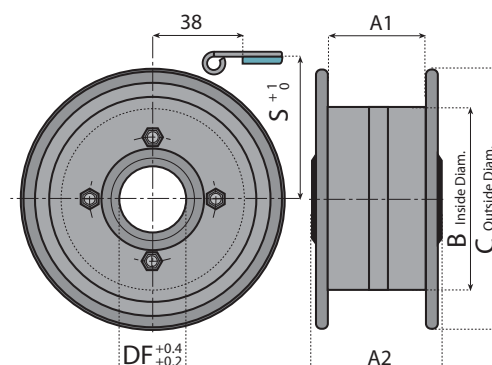
		IDLER WHEELS FOR NON TAB CHAINS			
Z equiv.		Ø 25	Ø 30	Ø 35	Ø 40
		PART NUMBER			
		12278	12279	-	-
		12680	12681	12682	12683
		12684	12685	12686	12687
		12688	12689	12690	12691
		12692	12693	12694	12695



**Material:** self-lubricating polyamide, screws in zinc plated steel.  
**Application:** chains series 878 TAB - 879 TAB - 880 TAB

Z equiv.	A1 mm	A2 mm	B mm	C mm	S mm
9	64	80	80	118	62.6
10	64	80	80	129.8	68.6
11	64	80	108	142.5	74.6
12	64	80	108	155	80.5

		IDLER WHEELS FOR TAB CHAINS			
Z equiv.		Ø 25	Ø 30	Ø 35	Ø 40
		PART NUMBER			
		12310	12311	12312	12313
		12314	12315	12316	12317
		12318	12319	12320	12321
		12322	12323	12324	12325



**Features:**

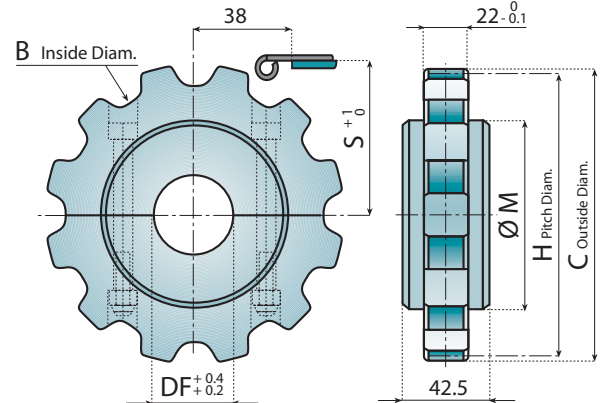
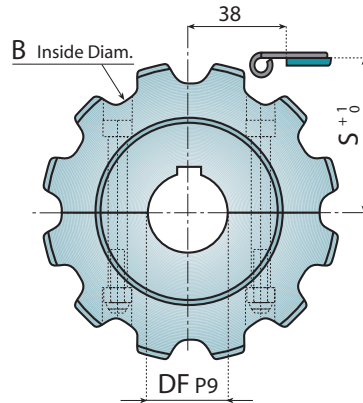
- Completely closed structure, easier to clean and to disinfect.
- Quickly replaceable.



Pages  
312



Pages  
35 - 41 - 42 - 43 - 47  
50 - 51 - 52 - 55 - 57 - 58



Z	C mm	H mm	B mm	M mm	S mm
9	112.0	111.4	92.1	60	60.5
10	125.0	123.2	104.0	75	66.4
11	137.0	135.2	116.0	85	72.4
12	149.0	147.2	127.9	90	78.4

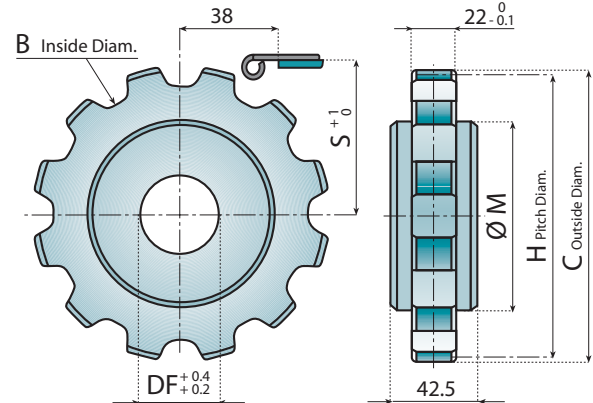
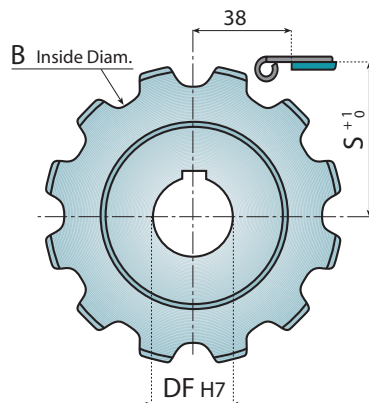
SPLIT SPROCKETS				
-	Ø30	Ø35	Ø 40	
PART NUMBER				
-	12346	12347	12348	
-	12349	12350	12351	
-	12352	12353	12354	
-	12355	12356	12357	

**Material:** polyamide, screws in stainless steel, nuts in zinc plated steel, DIN 6885 key seat.

SPLIT IDLER WHEELS				
Ø 18*	-	Ø 30	Ø 35	Ø 40
PART NUMBER				
12914	-	121768	121769	121770
12915	-	121771	121772	121773
12916	-	121774	121775	121776
12917	-	121777	121778	121779

**Material:** polyamide, screws in stainless steel, nuts in zinc plated steel.

\*Plain Bore



Z	C mm	H mm	B mm	M mm	S mm
9	112.0	111.4	92.1	60	60.5
10	125.0	123.2	104.0	75	66.4
11	137.0	135.2	116.0	85	72.4
12	149.3	147.2	127.9	90	78.4

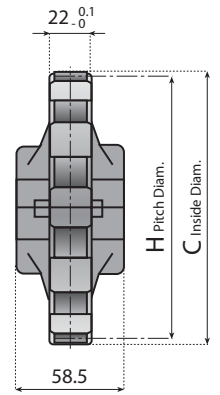
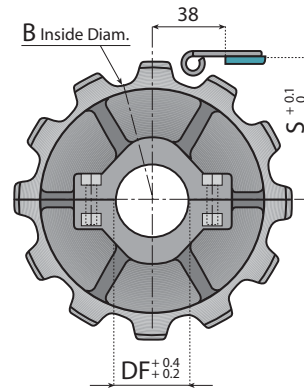
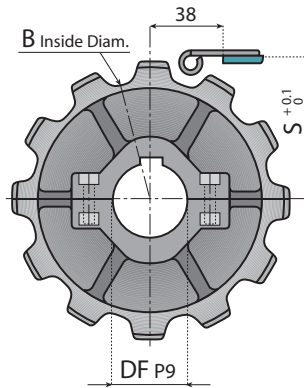
STANDARD SPROCKETS				
-	Ø 30	Ø 35	Ø 40	
PART NUMBER				
-	12370	12371	12372	
-	12373	12374	12375	
-	12376	12377	12378	
-	12379	12380	12381	


**Material:** polyamide, DIN 6885 key seat.


STANDARD IDLER WHEELS				
Ø 18*	-	Ø 30	Ø 35	Ø 40
PART NUMBER				
12358G	-	12358	12359	12360
12361G	-	12361	12362	12363
12364G	-	12364	12365	12366
12367G	-	12367	12368	12369

**Material:** polyamide

\*Plain Bore



 SPLIT SPROCKETS				
Ø 25	Ø 30	Ø 35	Ø 40	
PART NUMBER				
121009	121010	121011	121012	
12114	12115	12116	12117	

 SPLIT IDLER WHEELS				
Ø 25	Ø 30	Ø 35	Ø 40	
PART NUMBER				
121013	121014	121015	121016	
12119	12120	12121	12122	

Z	B mm	C mm	H mm	S mm
10	104	125	123.3	65.4
12	128	149.2	147.2	78.4

**Material:** reinforced polyamide, screws in stainless steel, nuts in nickel plated brass, DIN 6885 key seat.

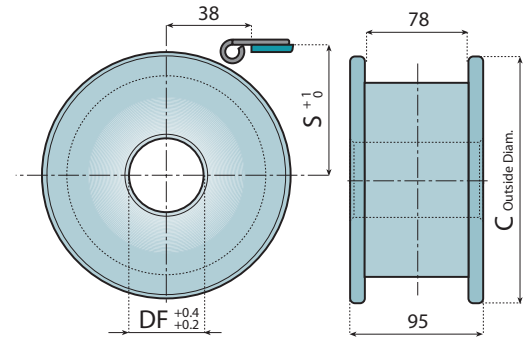
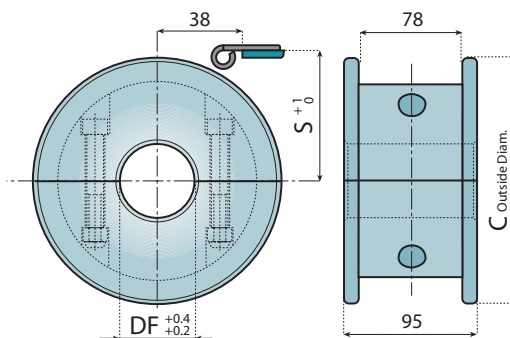
**Material:** polyamide, screws in stainless steel, nut in nickel plated brass.


882 TAB


IDLER WHEELS

**Features:**

- Completely closed structure, easier to clean and to disinfect
- Recyclable.
- Quickly replaceable.



 SPLIT IDLER WHEELS					
Ø 20	Ø 25	Ø 30	Ø 35	Ø 40	
PART NUMBER					
121487	121488	121489	121490	121491	
121492	121493	121494	121495	121496	
121497	121498	121499	121500	121501	
121502	121503	121504	121505	121506	

 STANDARD IDLER WHEELS					
Ø 20	Ø 25	Ø 30	Ø 35	Ø 40	
PART NUMBER					
121507	121508	121509	121510	121511	
121512	121513	121514	121515	121516	
121517	121518	121519	121520	121521	
121522	121523	121524	121525	121526	

Z equiv.	C mm	S mm
9	117.0	63.8
10	129.8	69.5
11	142.2	75.9
12	154.7	82.1

**Material:** polyamide, screws in stainless steel, nuts in zinc plated steel.

**Material:** polyamide.

### Features:

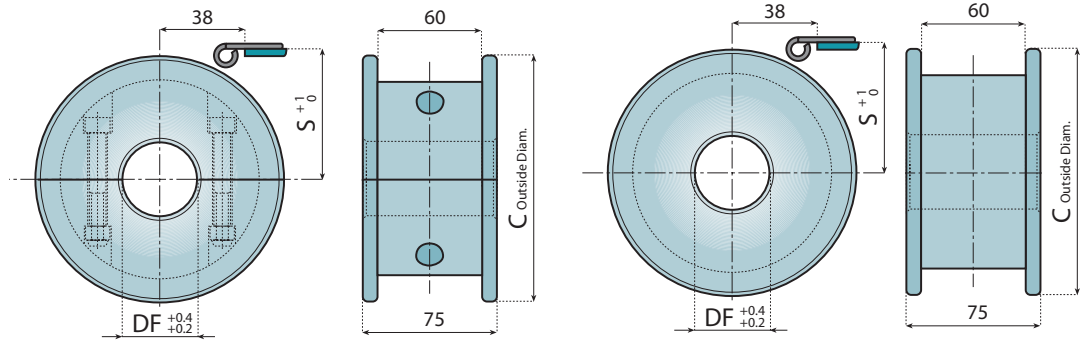
- Completely closed structure, easier to clean and to disinfect.
- Recyclable.
- Quickly replaceable.



Pages  
312



Pages  
35 - 41 - 43 - 47  
52 - 55 - 58



SPLIT IDLER WHEELS					
Ø 20	Ø 25	Ø 30	Ø 35	Ø 40	
PART NUMBER					
121382	121383	121384	121385	121386	
121387	121388	121389	121390	121391	
121392	121393	121394	121395	121396	
121397	121398	121399	121400	121401	

STANDARD IDLER WHEELS					
Ø 20	Ø 25	Ø 30	Ø 35	Ø 40	
PART NUMBER					
121417	121418	121419	121420	121421	
121422	121423	121424	121425	121426	
121427	121428	121429	121430	121431	
121432	121433	121434	121435	121436	

**Material:** polyamide, screws in stainless steel, nuts in zinc plated steel.

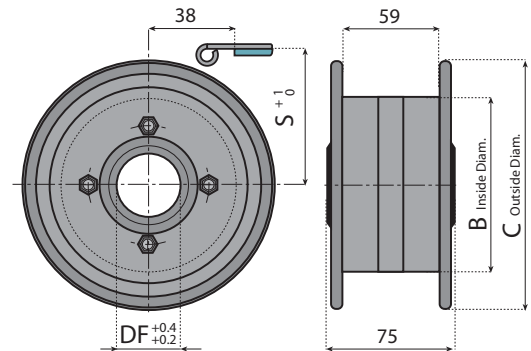
**Material:** polyamide.



**Material:** self-lubricating polyamide, screws in zinc plated steel.

Z	B mm	C mm	S mm
9	80	118	62.6
10	80	129.8	68.6
11	108	142.5	74.6
12	108	155	80.5

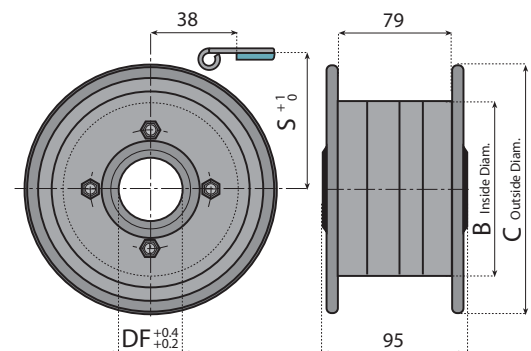
SPLIT IDLER WHEELS					
Ø 25	Ø 30	Ø 35	Ø 40	-	
PART NUMBER					
121600	121601	121602	121603	-	
121604	121605	121606	121607	-	
121608	121609	121610	121611	-	
121612	121613	121614	121615	-	



**Material:** self-lubricating polyamide, screws in zinc plated steel.  
**Application:** chains series 882 TAB - LBP 882 TAB

Z	B mm	C mm	S mm
10	80	129.8	68.6
12	108	155	80.5

SPLIT IDLER WHEELS					
Ø 25	Ø 30	Ø 35	Ø 40	-	
PART NUMBER					
121648	121649	121650	121651	-	
121652	121653	121654	121655	-	



Pages  
312



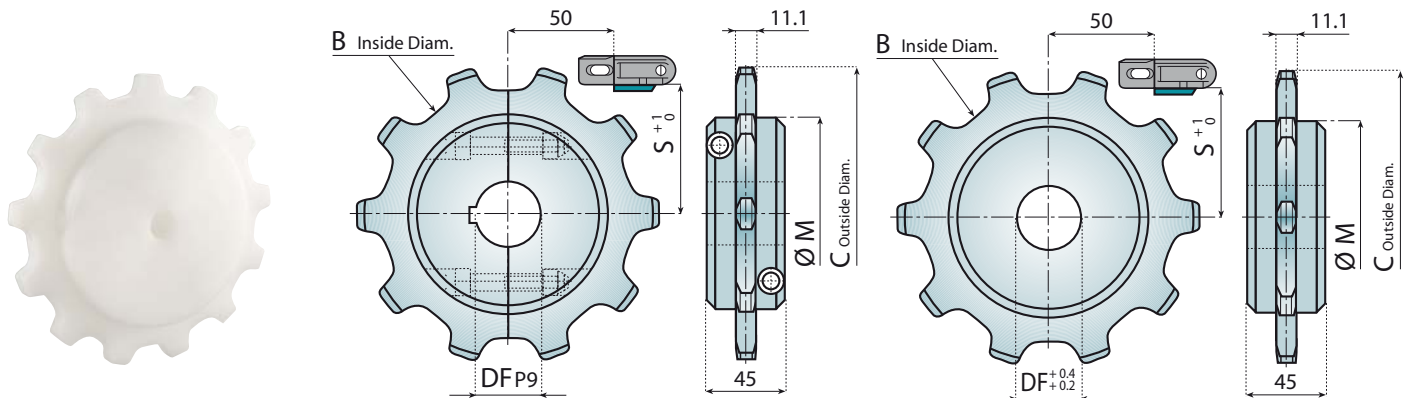
Pages  
42 - 50 - 51 - 57


### Features:

- Completely closed structure, easier to clean and to disinfect.
- Recyclable.
- Quickly replaceable.

 Pages 312


 Pages 76 → 82



 SPLIT SPROCKETS					
Z	C mm	B mm	M mm	S mm	
8	136.3	106.75	80	53.0	
10	165.1	136.80	110	69.0	
13	215	186.60	150	93.5	

PART NUMBER					
12730	12731	12732	12733	12734	
12745	12746	12747	12748	12749	
12750	12751	12752	12753	12754	

 STANDARD IDLER WHEELS					
Z	C mm	B mm	M mm	S mm	
8	136.3	106.75	80	53.0	
10	165.1	136.80	110	69.0	
13	215	186.60	150	93.5	

PART NUMBER					
12735	12736	12737	12738	12739	
12740	12741	12742	12743	12744	
12755	12756	12757	12758	12759	


**Material:** polyamide, screws in stainless steel, nuts in zinc plated steel, DIN 6885 key seat. \*Plain Bore

**Material:** polyamide.



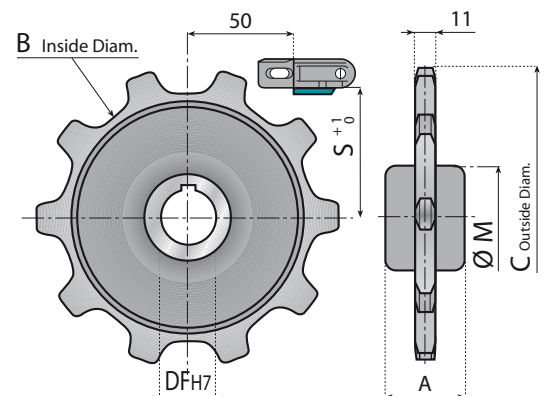
**Material:** reinforced polyamide, hub in brass (Z-10 only). DIN 6885 key seat.

Z	A mm	B mm	C mm	M mm	S mm
8	42	106	136.3	65	53
10	43	139	165	65	69

 DRIVE SPROCKETS				
Z	A mm	B mm	C mm	S mm
8	42	106	136.3	53
10	43	139	165	69


  

PART NUMBER			
12786	12727	-	-
12721	12800	-	-



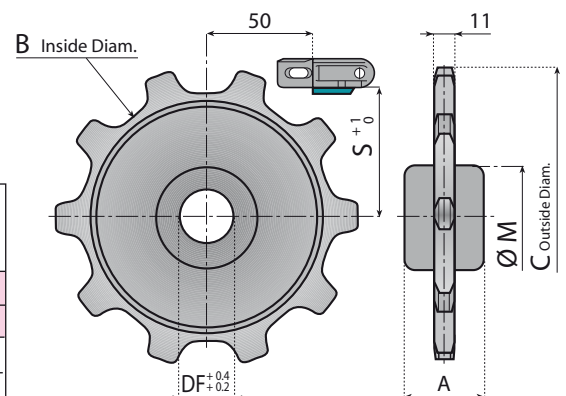
**Material:** self-lubricating polyamide.

Z	A mm	B mm	C mm	M mm	S mm
8	42	106	136.3	65	53
10	43	139	165	65	69

 IDLER WHEELS				
Z	A mm	B mm	C mm	S mm
8	42	106	136.3	53
10	43	139	165	69

PART NUMBER			
12728	12729	-	-
12724	12801	-	-



# SPROCKETS and IDLER WHEELS

# CC600 - CC631

**Features:**

- Sprockets are supplied with standard 20 mm bore and can be produced on request with a finished bore according to your drawing.

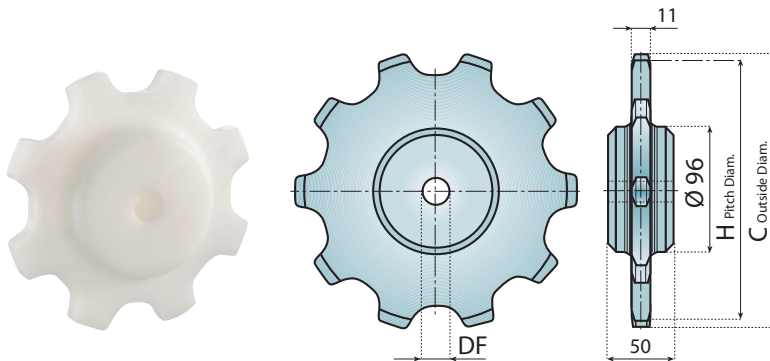
**Application:** chains series 600 - 631.



Pages [312](#)



Pages [83 - 84](#)



Z equiv.	C mm	H mm
8	172	166
10	215	205
12	256	246
14	297	286

SPROCKETS	
Ø 20	
PART NUMBER	
	12326
	12327
	12328
	12329

Material: polyamide.

# SPROCKETS and IDLER WHEELS

# CC1400

**Features:**

- Sprockets are supplied with standard 20 mm bore and can be produced on request with a finished bore according to your drawing.

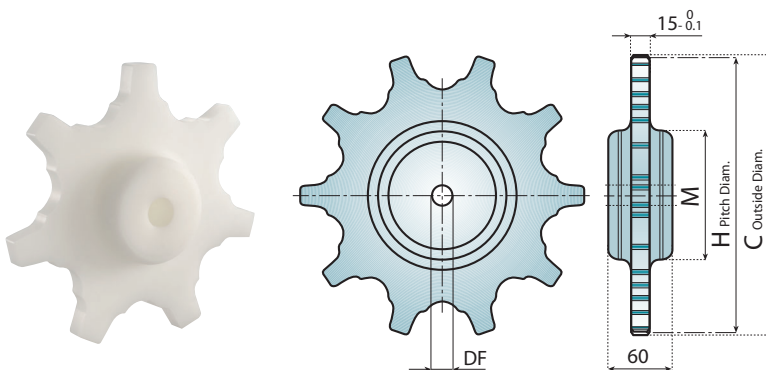
**Application:** chains series 1400, produced before 2008.



Pages [312](#)



Pages [85](#)



Z equiv.	C mm	H mm	M mm
7	210	190	75
8	230	218	90
9	257	242	125
10	281	267	125

SPROCKETS	
Ø 20	
PART NUMBER	
	12331
	12332
	12333
	12334

Material: polyamide.

# SPROCKETS and IDLER WHEELS

# CC1400 - CC1400 TAB - CC1431 TAB

**Features:**

- Sprockets are supplied with standard 20 mm bore and can be produced on request with a finished bore according to your drawing.

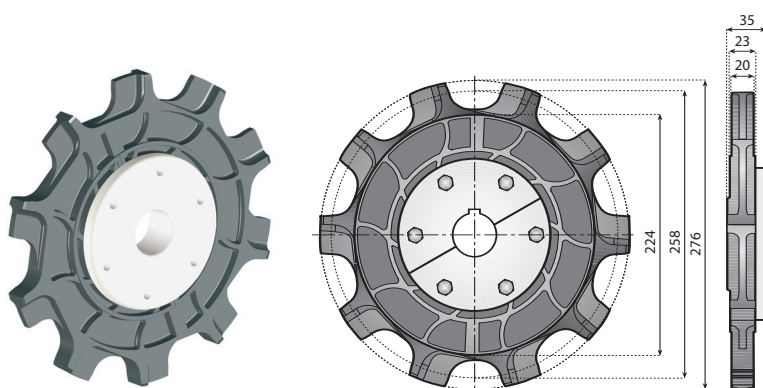
**Application:** chains series 1400, 1400 TAB and 1431 TAB, produced from 2008.



Pages [312](#)



Pages [85](#)



Z equiv.	C mm	H mm	M mm
10	267.75	262.7	125

SPLIT HUB		
Ø 20*	Ø 30	Ø 40
PART NUMBER		
12970V	12971V	12972V

\*Plain Bore

SPLIT SPROCKET RING	
PART NUMBER	
	12973

Material: acetal.



Pages [312](#)



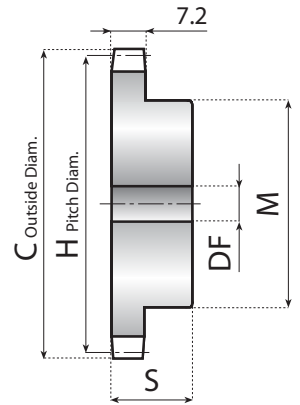
Pages [68 - 69 - 71](#)



Z	C mm	H mm	M mm	S mm
13	57.4	53.0	37	28
15	65.5	61.09	45	28
17	73.6	69.11	52	28
19	81.7	77.16	60	28
21	89.7	85.22	68	28
23	98.2	93.27	70	28
25	105.8	101.33	70	28
27	114.0	109.40	70	28
29	122.0	117.46	80	30
31	130.2	125.54	90	30
33	138.4	133.60	90	30

ANSI - STANDARD SPROCKETS			
Ø 10	Ø 12	Ø 15	Ø 16
PART NUMBER			
12001A	-	-	-
12002A	-	-	-
12003A	-	-	-
-	12004A	-	-
-	12005A	-	-
-	12006A	-	-
-	12007A	-	-
-	-	12008A	-
-	-	12009A	-
-	-	-	12010A
-	-	-	12011A

Material: C 45 steel.



**Note:**

- Sprockets with Z = 15 and Z = 17 can only be used with 863 chains.
- Sprockets with Z = 19 can only be used with 863, 1863 and 1874 chains.



Pages [312](#)



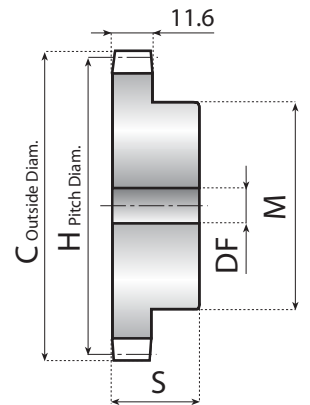
Pages [24 - 64 - 65](#)  
[66 - 70 - 71 - 72](#)



Z	C mm	H mm	M mm	S mm
15	99.8	91.63	70	35
17	111.5	103.67	80	35
19	124.2	115.75	80	35
21	136.0	127.82	90	40
23	149.0	139.90	90	40
25	160.0	152.00	90	40
27	172.3	164.09	95	40
29	184.1	176.19	95	40
31	196.3	188.31	100	40

ANSI - STANDARD SPROCKETS			
Ø 14	Ø 16	Ø 20	Ø 25
PART NUMBER			
12012A	-	-	-
-	12013A	-	-
-	12014A	-	-
-	-	12015A	-
-	-	12016A	-
-	-	12017A	-
-	-	12018A	-
-	-	12019A	-
-	-	-	12020A

Material: C 45 steel.



Pages [312](#)



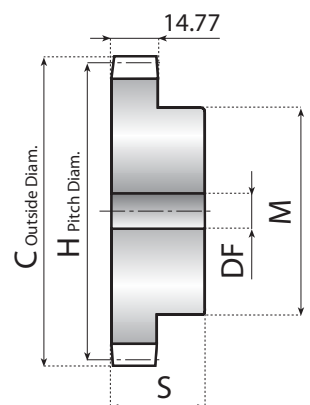
Pages [73](#)



Z	C mm	H mm	M mm	S mm
15	134.62	122.17	92	40
17	151.13	138.23	100	45
19	167.39	154.32	100	45
21	183.90	170.42	110	50
23	200.15	186.53	110	50
25	216.41	202.66	110	50

ANSI - STANDARD SPROCKETS			
Ø 20	Ø 25	-	-
PART NUMBER			
12021A	-	-	-
-	12022A	-	-
-	12023A	-	-
-	12024A	-	-
-	12029A	-	-
-	12030A	-	-

Material: C 45 steel.



# SPROCKETS and IDLER WHEELS FOR BELTS

<i>Series</i>	<i>Pages</i>
<a href="#"><u>2120 - K134</u></a>	286 → 287
<a href="#"><u>2121 (Version FT - FG - LBP)</u></a>	288 → 291
<a href="#"><u>2250 (Version FT - FG - LBP)</u></a>	292 → 294
<a href="#"><u>2251 - 2252 (Version FT - FG - LBP)</u></a>	295 → 297
<a href="#"><u>2250 - 2260 - 2251 (FT - FG) for TAB and magnetic chainbelts</u></a>	298 → 299

## FEATURES:

- EXCELLENT WEAR AND CHEMICAL RESISTANCE.
- REDUCED NOISE LEVEL AND QUIET OPERATION.
- REINFORCED DESIGN.
- COMPLETELY CLOSED STRUCTURE,  
EASIER TO CLEAN AND TO DISINFECT
- THE DESIGN OF THE SPROCKET ENSURES  
SMOOTH RUNNING AND LONG SERVICE LIFE.

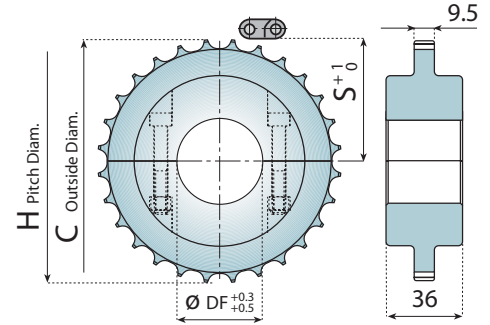
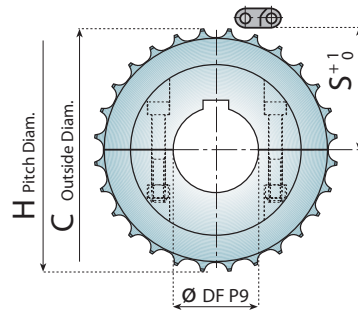
## SPLIT VERSION:

- QUICK AND EASY REPLACEMENT.

To order single keyway sprockets capable of floating freely on the shaft (i.e. bore tolerance DF +0.3 /+0.5), just add the letter "P" (=plus) to the existing part number. For example, code **125850FP**.

 Pages 312

 Pages 90



Z	C mm	H mm	S mm
28	115.4	113.4	52.4
36	147.7	145.7	68.5
38	155.8	153.8	72.6
40	163.85	161.85	76.6

SPLIT SPROCKETS SINGLE KEYWAY					
	Ø 25	Ø 30	Ø 35	Ø 40	
PART NUMBER					
-	125850F	125851F	125852F	125853F	
-	125854F	125855F	125856F	125857F	
-	125858F	125859F	125860F	125861F	
-	125862F	125863F	125864F	125865F	

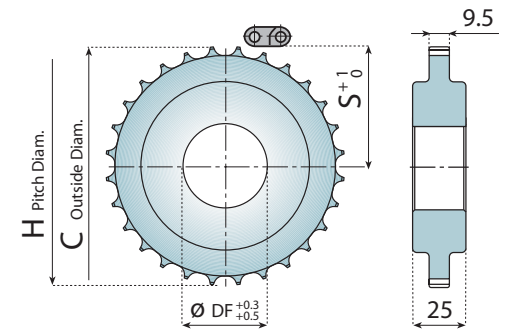
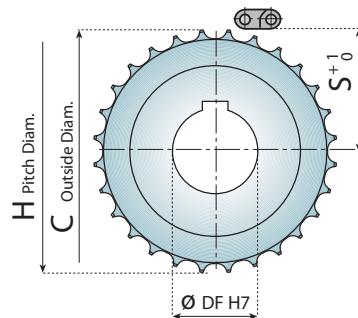
**Material:** polyamide, screws in stainless steel, nuts in zinc plated steel.

SPLIT IDLER WHEELS					
	Ø 18*	Ø 25	Ø 30	Ø 35	Ø 40
PART NUMBER					
125850GF	125850RF	125851RF	125852RF	125853RF	
125854GF	125854RF	125855RF	125856RF	125857RF	
125858GF	125858RF	125859RF	125860RF	125861RF	
125862GF	125862RF	125863RF	125864RF	125865RF	

**Material:** polyamide, screws in stainless steel, nuts in zinc plated steel.

\*Plain Bore

To order single keyway sprockets capable of floating freely on the shaft (i.e. bore tolerance DF +0.3 /+0.5), just add the letter "P" (=plus) to the existing part number. For example, code **125800FP**.



Z	C mm	H mm	S mm
16	65.2	65.10	28.2
20	81.2	81.19	36.3
24	99.3	97.3	44.3
28	115.4	113.4	52.4
36	147.7	145.7	68.5
38	155.8	153.8	72.6
40	163.85	161.85	76.6

STANDARD SPROCKETS SINGLE KEYWAY					
	Ø 25	Ø 30	Ø 35	Ø 40	
PART NUMBER					
-	125800F	125801F	-	-	
-	125802F	125803F	125804F	-	
-	125806F	125807F	125808F	125809F	
-	125810F	125811F	125812F	125813F	
-	125814F	125815F	125816F	125817F	
-	125818F	125819F	125820F	125821F	
-	125822F	125823F	125824F	125825F	

**Material:** polyamide.

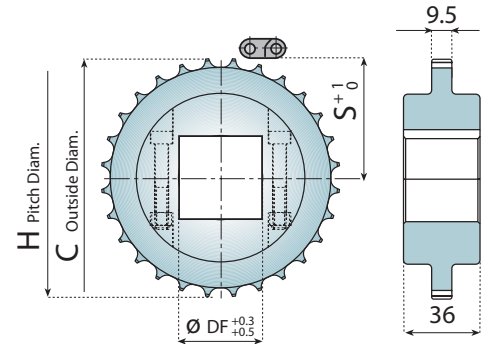
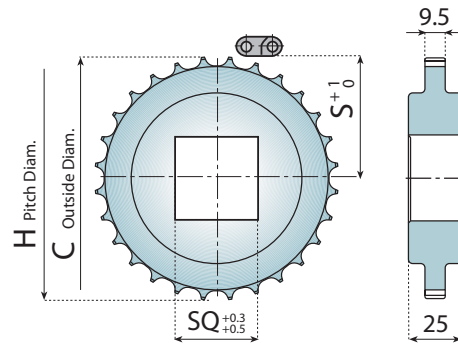
STANDARD IDLER WHEELS					
	Ø 18*	Ø 25	Ø 30	Ø 35	Ø 40
PART NUMBER					
125800GF	125800RIF	125801RIF	-	-	
125802GF	125802RIF	125803RIF	125804RIF	125805RIF	
125806GF	125806RIF	125807RIF	125808RIF	125809RIF	
125810GF	125810RIF	125811RIF	125812RIF	125813RIF	
125814GF	125814RIF	125815RIF	125816RIF	125817RIF	
125818GF	125818RIF	125819RIF	125820RIF	125821RIF	
125822GF	125822RIF	125823RIF	125824RIF	125825RIF	

**Material:** polyamide.


\*Plain Bore

 Pages [312](#)


 Pages [90](#)



Z	C mm	H mm	S mm
16	67.2	65.10	28.2
20	83.2	81.19	36.3
24	99.3	97.3	44.3
28	115.4	113.4	52.4
36	147.7	145.7	68.5
38	155.8	153.8	72.6
40	163.85	161.85	76.6

 <b>STANDARD SPROCKETS SQUARE BORE</b>				
25x25	30x30	35x35	40x40	60x60
PART NUMBER				
125877F	-	-	-	-
125870F	125871F	125880F	-	-
125881F	125882F	-	125883F	-
125884F	125885F	-	125886F	-
-	125887F	-	125888F	125889F
-	125890F	-	125891F	125892F
-	125893F	-	125894F	125895F


**Material:** polyamide, screws in stainless steel, nuts in zinc plated steel.

 <b>SPLIT SPROCKETS SQUARE BORE</b>				
-	30x30	35x35	40x40	60x60
PART NUMBER				
-	-	-	-	-
-	-	-	-	-
-	-	-	-	-
-	125866F	-	125867F	-
-	125868F	-	125869F	125872F
-	125873F	-	125874F	125875F
-	125876F	-	125896F	125897F

**Material:** polyamide, screws in stainless steel.

**Note:**

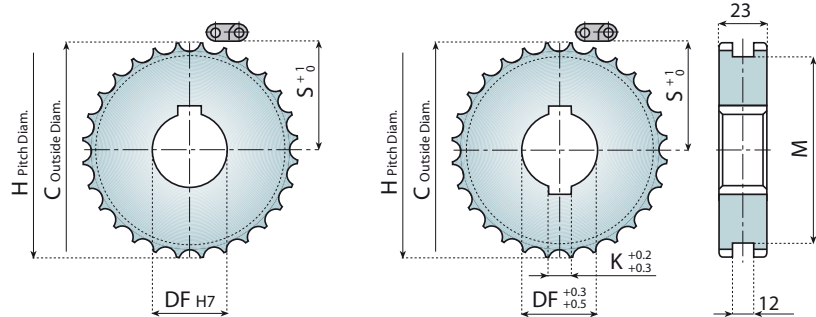
- Sprockets with single keyway can be used for belt widths up to 680 mm and temperature differences of maximum 30°C.
- For wider belts or bigger temperature differences, sprockets with square bores or round bore with double keyway have to be used.



Pages 312

Pages 91 → 113

To order single keyway sprockets capable of floating freely on the shaft (i.e. bore tolerance DF +0.3 /+0.5), just add the letter "P" (=plus) to the existing part number. For example, code **125528FP**.



Z	C mm	H mm	M mm	S mm
14	56.2	57.06	46	24.3
16	65.2	65.10	55	28.2
20	81.2	81.19	71	36.3
24	99.4	97.30	87	44.3
28	115.4	113.43	103	52.4
36	147.7	145.72	136.02	68.5
38	155.8	153.78	143.1	72.6
40	162.85	161.85	150	76.6

STANDARD SPROCKETS SINGLE KEYWAY					
Ø 18*	Ø 25	Ø 30	Ø 35	Ø 40	
PART NUMBER					
125528GV	125528V	125529V	-	-	
125500GV	125500V	125501V	-	-	
125502GV	125502V	125503V	125504V	125505V	
125506GV	125506V	125507V	125508V	125509V	
125510GV	125510V	125511V	125512V	125513V	
125516GV	125516V	125517V	125518V	125519V	
125520GV	125520V	125521V	125522V	125523V	
125524GV	125524V	125525V	125526V	125527V	

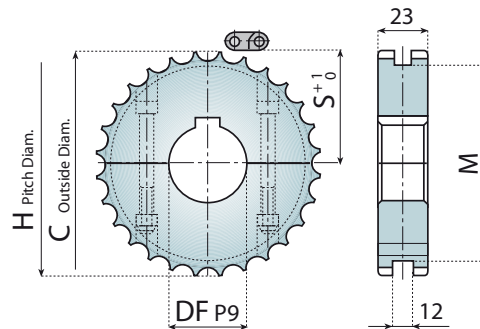
Material: polyamide.

\*Plain Bore

STANDARD SPROCKETS DOUBLE KEYWAY					
-	Ø 25	Ø 30	Ø 40	-	
PART NUMBER					
-	125565V	125566V	-	-	
-	125551V	125552V	-	-	
-	-	125553V	125554V	-	
-	-	125555V	125556V	-	
-	-	125557V	125558V	-	
-	-	125559V	125560V	-	
-	-	125561V	125562V	-	
-	-	125563V	125564V	-	

Material: polyamide.

To order single keyway sprockets capable of floating freely on the shaft (i.e. bore tolerance DF +0.3 /+0.5), just add the letter "P" (=plus) to the existing part number. For example, code **125600FP**.



Z	C mm	H mm	M mm	S mm
28	115.4	113.4	103	52.4
36	147.7	145.7	136.02	68.5
38	155.8	153.8	143.1	72.6
40	163.85	161.85	150	76.6

SPLIT SPROCKETS SINGLE KEYWAY					
Ø 18*	Ø 25	Ø 30	Ø 35	Ø 40	
PART NUMBER					
125600GV	125600V	125601V	125602V	125603V	
125612GV	125612V	125613V	125614V	125615V	
125604GV	125604V	125605V	125606V	125607V	
125608GV	125608V	125609V	125610V	125611V	

Material: polyamide, screws in stainless steel, nuts in zinc plated steel.

\*Plain Bore

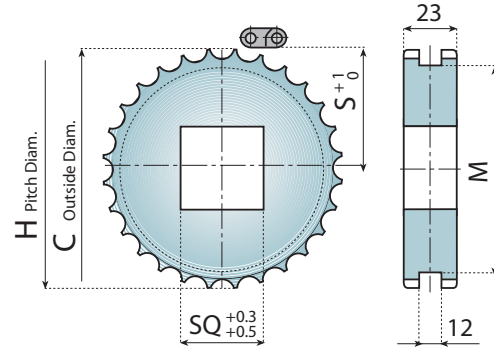
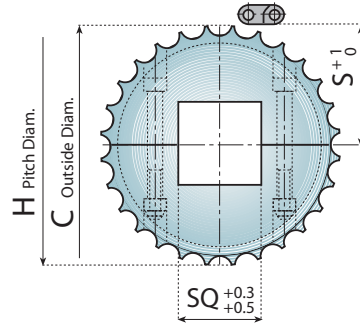

**Note:**


- Sprockets with single keyway can be used for belt widths up to 680 mm and temperature differences of maximum 30°C.
- For wider belts or bigger temperature differences, sprockets with square bores or round bore with double keyway have to be used.




 [Pages 312](#)

 [Pages 91 → 113](#)




 <b>SPLIT SPROCKETS SQUARE BORE</b>				
Z	C mm	H mm	M mm	S mm
14	56.9	57.06	46	24.3
16	65.2	65.10	55	28.2
20	81.2	81.19	71	36.3
24	97.4	97.30	87	44.3
28	113.4	113.43	103	52.4
36	147.7	145.72	136.02	65.5
38	153.8	153.78	143.1	72.6
40	161.85	161.85	150	76.6


  

 <b>SPLIT SPROCKETS SQUARE BORE</b>				
30x30	35x35	40x40	60x60	
PART NUMBER				
-	-	-	-	
-	-	-	-	
-	-	-	-	
-	-	-	-	
125650V	-	125651V	-	
125652V	-	125653V	125654V	
125655V	-	125656V	125657V	
125658V	-	125659V	125660V	

**Material:** polyamide, screws in stainless steel.

 <b>STANDARD SPROCKETS SQUARE BORE</b>					
Z	C mm	H mm	M mm	S mm	
14	56.9	57.06	46	24.3	
16	65.2	65.10	55	28.2	
20	81.2	81.19	71	36.3	
24	97.4	97.30	87	44.3	
28	113.4	113.43	103	52.4	
36	147.7	145.72	136.02	65.5	
38	153.8	153.78	143.1	72.6	
40	161.85	161.85	150	76.6	

 <b>STANDARD SPROCKETS SQUARE BORE</b>					
20x20	25x25	30x30	35x35	40x40	60x60
PART NUMBER					
125720V	125721V	-	-	-	-
-	125700V	125701V	-	-	-
-	125702V	125703V	125704V	-	-
-	125705V	125706V	-	125707V	-
-	125708V	125709V	-	125710V	-
-	-	125711V	-	125712V	125713V
-	-	125714V	-	125715V	125716V
-	-	125717V	-	125718V	125719V

**Material:** polyamide.

**Features:**

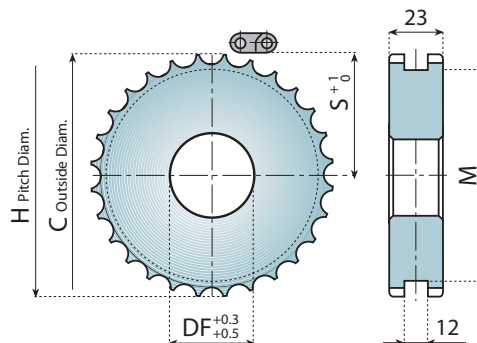
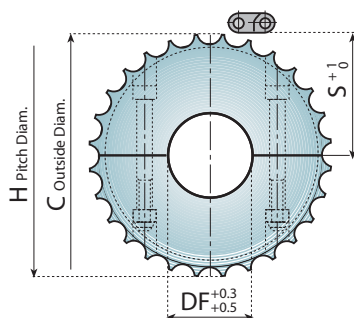
- These sprockets float freely on the shaft.



Pages 312



Pages 91 → 113



Z	C mm	H mm	M mm	S mm
14	56.9	57.06	46	24.3
16	65.2	65.10	55	28.2
20	81.2	81.19	71	36.3
24	97.4	97.30	87	44.3
28	113.4	113.43	103	52.4
36	147.7	145.72	136.02	68.5
38	153.8	153.78	143.1	72.6
40	161.85	161.85	150	76.6

<b>SPLIT IDLER WHEELS</b>					
Ø 18*	Ø 25	Ø 30	Ø 35	Ø 40	
PART NUMBER					
-	-	-	-	-	
-	-	-	-	-	
-	-	-	-	-	
-	-	-	-	-	
125600GV	125600RV	125601RV	125602RV	125603RV	
125612GV	125612RV	125613RV	125614RV	125615RV	
125604GV	125604RV	125605RV	125606RV	125607RV	
125608GV	125608RV	125609RV	125610RV	125611RV	

**Material:** polyamide, screws in stainless steel, nuts in zinc plated steel.

\*Plain Bore

<b>STANDARD IDLER WHEELS</b>					
Ø 18*	Ø 25	Ø 30	Ø 35	Ø 40	
PART NUMBER					
125528GV	125528RV	125529RV	-	-	
125500GV	125500RV	125501RV	-	-	
125502GV	125502RV	125503RV	125504RV	125505RV	
125506GV	125506RV	125507RV	125508RV	125509RV	
125510GV	125510RV	125511RV	125512RV	125513RV	
125516GV	125612RV	125613RV	125614RV	125615RV	
125520GV	125604RV	125605RV	125606RV	125607RV	
125524GV	125608RV	125609RV	125610RV	125611RV	

**Material:** polyamide.

\*Plain Bore

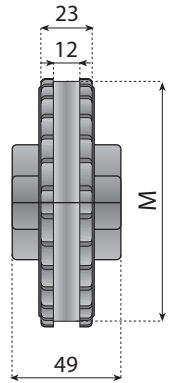
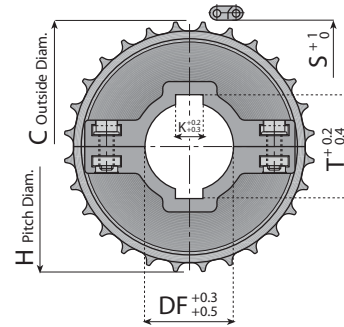
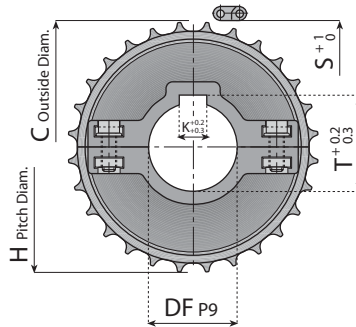
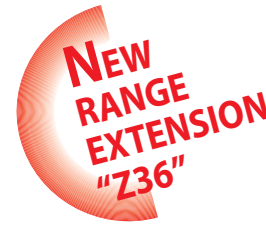
**Note:**


- Sprockets with single keyway can be used for belt widths up to 680 mm and temperature differences of maximum 30°C.
- For wider belts or bigger temperature differences, sprockets with square bores or round bore with double keyway have to be used.


To order single keyway sprockets capable of floating freely on the shaft (i.e. bore tolerance DF +0.3 /+0.5), just add the letter "P" (=plus) to the existing part number. For example, code **123000VP**.

 Pages 312

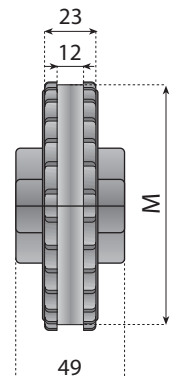
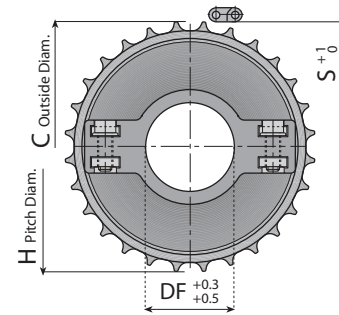
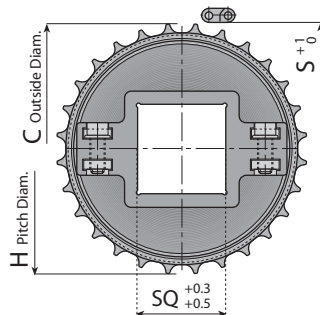
 Pages 91 → 113




		 <b>SPLIT SPROCKETS SINGLE KEYWAY</b>			
Z	C mm	H mm	M mm	S mm	
24	97.4	97.3	87	44.3	-
28	113.4	113.4	103	52.4	-
36	147.7	145.7	136.02	68.5	-


		 <b>SPLIT SPROCKETS DOUBLE KEYWAY</b>			
Z	C mm	H mm	M mm	S mm	
-	Ø 30	Ø 35	Ø 40	Ø 45	-
<b>PART NUMBER</b>					
-	123190V	123191V	123192V	-	-
-	123000V	123001V	123002V	123003V	-
-	123200V	-	123201V	-	-

**Material:** reinforced polyamide, screws in stainless steel, nuts in nickel plated brass.



Z	C mm	H mm	M mm	S mm	
24	97.4	97.3	87	44.3	-
28	115.4	113.4	103	52.4	-
36	147.7	145.7	136.02	68.5	-

		 <b>SPLIT SPROCKETS SQUARE BORE</b>			
Z	C mm	H mm	M mm	S mm	
-	30x30	40x40	-	-	-
<b>PART NUMBER</b>					
-	123196V	-	-	-	-
-	123008V	123009V	-	-	-
-	-	-	-	-	-

		 <b>SPLIT IDLER WHEELS</b>			
Z	C mm	H mm	M mm	S mm	
-	Ø 30	Ø 35	Ø 40	Ø 45	-
<b>PART NUMBER</b>					
-	123197V	123198V	123199V	-	-
-	123010V	123011V	123012V	123013V	-
-	123204V	-	123205V	-	-

**Material:** reinforced polyamide, screws in stainless steel, nuts in nickel plated brass.

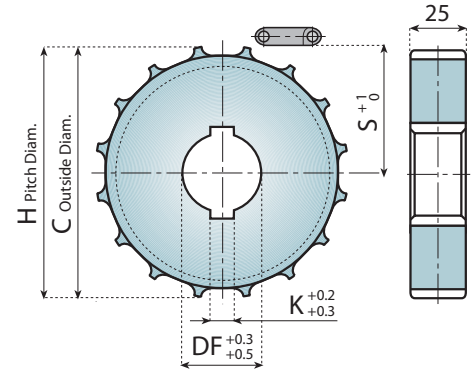
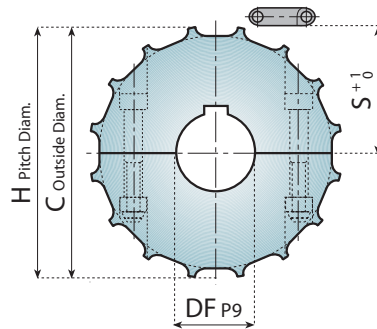
**Note:**


- Sprockets with single keyway can be used for belt widths up to 680 mm and temperature differences of maximum 30°C.
- For wider belts or bigger temperature differences, sprockets with square bores or round bore with double keyway have to be used.

To order single keyway sprockets capable of floating freely on the shaft (i.e. bore tolerance DF +0.3 /+0.5), just add the letter "P" (=plus) to the existing part number. For example, code **125000FP**.


 Pages 312

 Pages 118 → 142

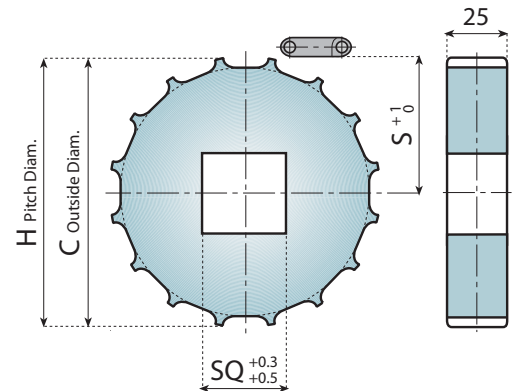
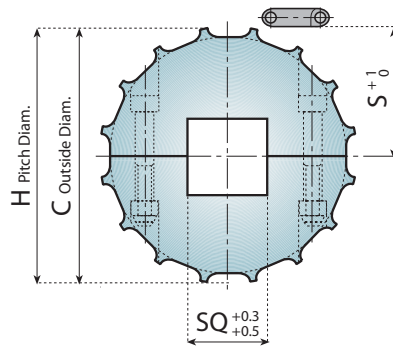



		<b>SPLIT SPROCKETS SINGLE KEYWAY</b>						
Z	C mm	H mm	S mm	Ø 18*	Ø 25	Ø 30	Ø 35	Ø 40
12	98	98.14	44.7	125000GF	125000F	125001F	125002F	125003F
14	114	114.18	52.7	125020GF	125020F	125021F	125022F	125023F
16	130	130.20	60.7	125040GF	125040F	125005F	125006F	125007F
18	146	146.27	68.8	125008GF	125008F	125009F	125010F	125011F
20	162	162.37	76.8	125012GF	125012F	125013F	125014F	125015F


**Material:** polyamide, screws in stainless steel, nuts in zinc plated steel.  
\*Plain Bore

		<b>STANDARD SPROCKETS DOUBLE KEYWAY</b>						
Z	C mm	H mm	S mm	Ø 18*	Ø 25	Ø 30	Ø 35	Ø 40
12	98	98.14	44.7	125100GF	-	125100F	-	125101F
14	114	114.18	52.7	125108GF	-	125108F	-	125109F
16	130	130.20	60.7	125102GF	-	125102F	-	125103F
18	146	146.27	68.8	125104GF	-	125104F	-	125105F
20	162	162.37	76.8	125106GF	-	125106F	-	125107F


**Material:** polyamide.  
\*Plain Bore



Z	C mm	H mm	S mm
12	98	98.14	44.7
14	114	114.18	52.7
16	130	130.20	60.7
18	146	146.27	68.8
20	162	162.37	76.8

		<b>SPLIT SPROCKETS SQUARE BORE</b>					
Z	C mm	H mm	S mm	30x30	40x40	60x60	-
12	98	98.14	44.7	-	125150F	125151F	-
14	114	114.18	52.7	-	125161F	125162F	-
16	130	130.20	60.7	-	125152F	125153F	125154F
18	146	146.27	68.8	-	125155F	125156F	125157F
20	162	162.37	76.8	-	125158F	125159F	125160F

**Material:** polyamide, screws in stainless steel, nuts in zinc plated steel.

		<b>STANDARD SPROCKETS SQUARE BORE</b>					
Z	C mm	H mm	S mm	30x30	40x40	60x60	-
12	98	98.14	44.7	-	125200F	125201F	-
14	114	114.18	52.7	-	125211F	125212F	-
16	130	130.20	60.7	-	125202F	125203F	125204F
18	146	146.27	68.8	-	125205F	125206F	125207F
20	162	162.37	76.8	-	125208F	125209F	125210F

**Material:** polyamide.

**Note:**

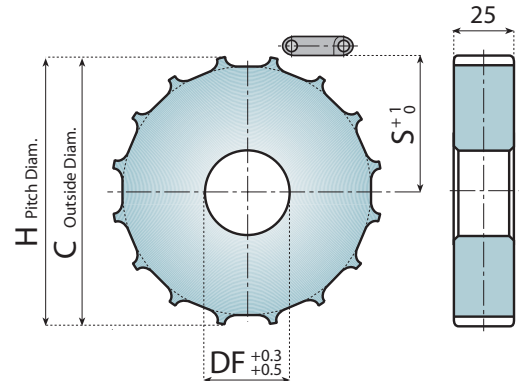
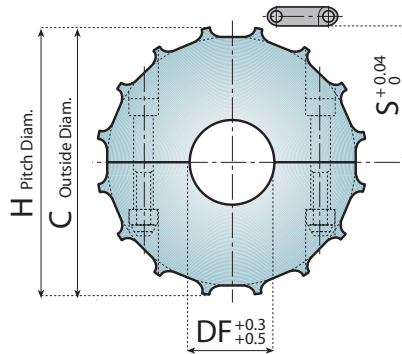
- Sprockets with single keyway can be used for belt widths up to 680 mm and temperature differences of maximum 30°C.
- For wider belts or bigger temperature differences, sprockets with square bores or round bore with double keyway have to be used.



Pages  
312



Pages  
118 → 142



Z	C mm	H mm	S mm
12	98	98.14	44.7
14	114	114.18	52.7
16	130	130.20	60.7
18	146	146.27	68.8
20	162	162.37	76.8

<b>SPLIT IDLER WHEELS</b>					
Ø 18*	Ø 25	Ø 30	Ø 35	Ø 40	
PART NUMBER					
125000GF	125000RF	125001RF	125002RF	125003RF	
125020GF	125020RF	125021RF	125022RF	125023RF	
125004GF	125004RF	125005RF	125006RF	125007RF	
125008GF	125008RF	125009RF	125010RF	125011RF	
125012GF	125012RF	125013RF	125014RF	125015RF	

**Material:** polyamide, screws in stainless steel, nuts in zinc plated steel.  
\*Plain Bore

<b>STANDARD IDLER WHEELS</b>					
Ø 18*	Ø 25	Ø 30	Ø 35	Ø 40	
PART NUMBER					
125100GF	125000RIF	125001RIF	125002RIF	125003RIF	
125108GF	125020RIF	125021RIF	125022RIF	125023RIF	
125102GF	125004RIF	125005RIF	125006RIF	125007RIF	
125104GF	125008RIF	125009RIF	125010RIF	125011RIF	
125106GF	125012RIF	125013RIF	125014RIF	125015RIF	

**Material:** polyamide.  
\*Plain Bore

**Note:**

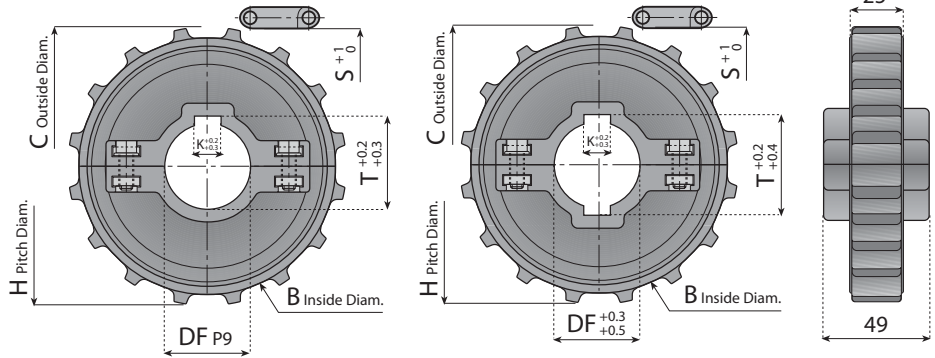
- Sprockets with single keyway can be used for belt widths up to 680 mm and temperature differences of maximum 30°C.
- For wider belts or bigger temperature differences, sprockets with square bores or round bore with double keyway have to be used.

To order single keyway sprockets capable of floating freely on the shaft (i.e. bore tolerance DF +0.3 /+0.5), just add the letter "P" (=plus) to the existing part number. For example, code **123015P**.



Pages 312

Pages 118 → 142



**SPLIT SPROCKETS SINGLE KEYWAY**

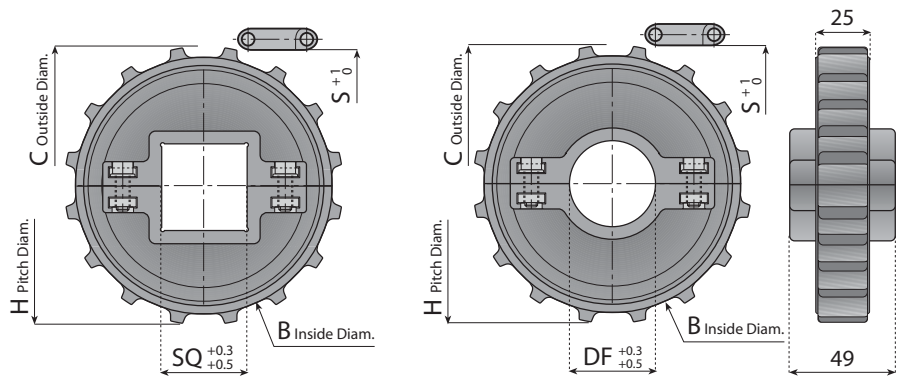
Z	B mm	C mm	H mm	S mm
14	104.18	114	114.18	52.7
16	120	130	130.2	60.7
18	136.2	146	146.3	68.8
20	152.2	162	162.4	76.8

-	Ø 30	Ø 35	Ø 40	Ø 45
PART NUMBER				
-	123170	123171	123172	-
-	123015	123016	123017	123018
-	123029	123030	123031	123032
-	123043	123044	123045	123046

**SPLIT SPROCKETS DOUBLE KEYWAY**

-	Ø 30	Ø 35	Ø 40	Ø 45
PART NUMBER				
-	123174	123175	123176	-
-	123019	123020	123021	123022
-	123033	123034	123035	123036
-	123047	123048	123049	123050

**Material:** reinforced polyamide, screws in stainless steel, nuts in nickel plated brass



**SPLIT SPROCKETS SQUARE BORE**

Z	B mm	C mm	H mm	S mm
14	104.18	114	114.18	52.7
16	120	130	130.2	60.7
18	136.2	146	146.3	68.8
20	152.2	162	162.4	76.8

25x25	30x30	40x40	-
PART NUMBER			
123180	123181	-	-
-	123023	123024	-
-	123037	123038	-
-	123051	123052	-

**SPLIT IDLER WHEELS**


-	Ø 30	Ø 35	Ø 40	Ø 45
PART NUMBER				
-	123182	123183	123184	-
-	123025	123026	123027	123028
-	123039	123040	123041	123042
-	123053	123054	123055	123056

**Material:** reinforced polyamide screws in stainless steel, nuts in nickel plated brass.

**Note:**

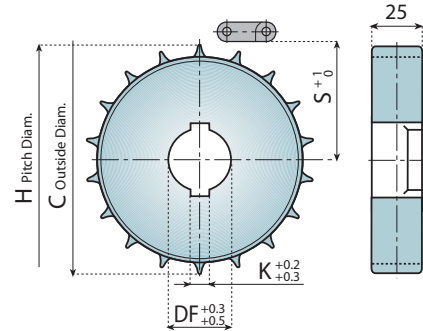
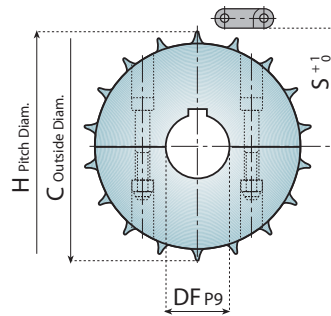
- Sprockets with single keyway can be used for belt widths up to 680 mm and temperature differences of maximum 30°C.
- For wider belts or bigger temperature differences, sprockets with square bores or round bore with double keyway have to be used.

To order single keyway sprockets capable of floating freely on the shaft (i.e. bore tolerance DF +0.3 /+0.5), just add the letter "P" (=plus) to the existing part number. For example, code **125270FP**.



Pages 312

Pages 150 → 161



**SPLIT SPROCKETS SINGLE KEYWAY**

Z	C mm	H mm	S mm
12	97.9	98.14	42.7
13	105.54	106.14	46.7
14	114	114.18	50.7
15	122.6	122.2	54.6
16	130	130.20	58.7
18	146	146.28	66.7
20	162	162.37	74.8
21	171	170.42	78.9

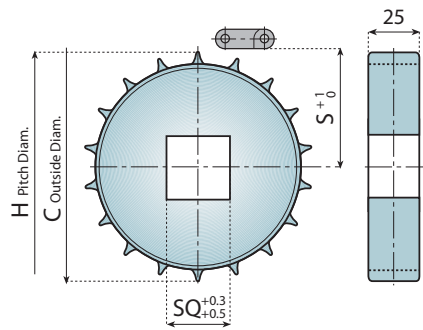
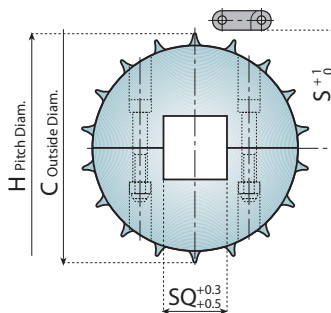
18*	25	30	35	40
<b>PART NUMBER</b>				
125270GF	125270F	125271F	125272F	125273F
125266GF	125266F	125267F	125268F	125269F
125274GF	125274F	125275F	125276F	125277F
125278GF	125278F	125279F	125280F	125281F
125250GF	125250F	125251F	125252F	125253F
125254GF	125254F	125255F	125256F	125257F
125258GF	125258F	125259F	125260F	125261F
125262GF	125262F	125263F	125264F	125265F

**Material:** polyamide, screws in stainless steel, nuts in zinc plated steel.  
\*Plain Bore

**STANDARD SPROCKETS DOUBLE KEYWAY**

18*	-	30	-	40
<b>PART NUMBER</b>				
125360GF	-	125360F	-	125361F
125358GF	-	125358F	-	125359F
125362GF	-	125362F	-	125363F
-	-	-	-	-
125350GF	-	125350F	-	125351F
125352GF	-	125352F	-	125353F
125354GF	-	125354F	-	125355F
125356GF	-	125356F	-	125357F

**Material:** polyamide.  
\*Plain Bore



**SPLIT SPROCKETS SQUARE BORE**

Z	C mm	H mm	S mm
12	97.9	98.14	42.7
13	105.54	106.14	46.7
14	114	114.18	50.7
16	130	130.20	58.7
18	146	146.27	66.7
20	162	162.37	74.8
21	171	170.42	78.9

25x25	30x30	40x40	60x60	-
<b>PART NUMBER</b>				
125414F	125415F	-	-	-
-	125412F	125413F	-	-
-	125416F	125417F	-	-
-	125400F	125401F	125402F	-
-	125403F	125404F	125405F	-
-	125406F	125407F	125408F	-
-	125409F	125410F	125411F	-

**Material:** polyamide, screws in stainless steel, nuts in zinc plated steel.


**STANDARD SPROCKETS SQUARE BORE**

-	30x30	40x40	60x60	-
<b>PART NUMBER</b>				
-	125464F	125465F	-	-
-	125462F	125463F	-	-
-	125466F	125467F	-	-
-	125450F	125451F	125452F	-
-	125453F	125454F	125455F	-
-	125456F	125457F	125458F	-
-	125459F	125460F	125461F	-

**Material:** polyamide.

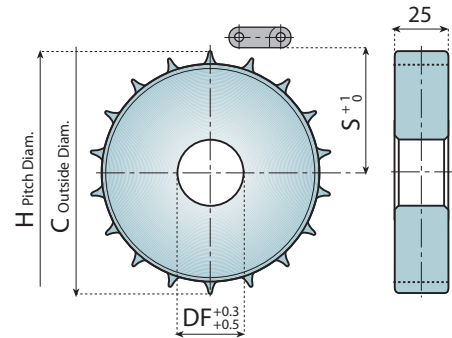
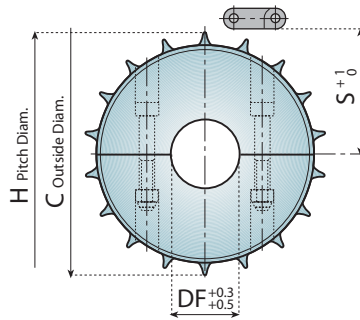
**Note:**


- Sprockets with single keyway can be used for belt widths up to 680 mm and temperature differences of maximum 30°C.
- For wider belts or bigger temperature differences, sprockets with square bores or round bore with double keyway have to be used.




 Pages 312

 Pages 150 → 161



 <b>SPLIT IDLER WHEELS</b>					
18*	25	30	35	40	
PART NUMBER					
125270GF	125270RF	125271RF	125272RF	125273RF	
125266GF	125266RF	125267RF	125268RF	125269RF	
125274GF	125274RF	125275RF	125276RF	125277RF	
125278GF	125278RF	125279RF	125280RF	125281RF	
125250GF	125250RF	125251RF	125252RF	125253RF	
125254GF	125254RF	125255RF	125256RF	125257RF	
125258GF	125258RF	125259RF	125260RF	125261RF	
125262GF	125262RF	125263RF	125264RF	125265RF	

**Material:** polyamide, screws in stainless steel, nuts in zinc plated steel.  
\*Plain Bore

 <b>STANDARD IDLER WHEELS</b>					
18*	25	30	35	40	
PART NUMBER					
125360GF	125270RIF	125271RIF	125272RIF	125273RIF	
125358GF	125266RIF	125267RIF	125268RIF	125269RIF	
125362GF	125274RIF	125275RIF	125276RIF	125277RIF	
-	-	-	-	-	
125350GF	125250RIF	125251RIF	125252RIF	125253RIF	
125352GF	125254RIF	125255RIF	125256RIF	125257RIF	
125354GF	125258RIF	125259RIF	125260RIF	125261RIF	
125356GF	125262RIF	125263RIF	125264RIF	125265RIF	

**Material:** polyamide.  
\*Plain Bore

**Note:**

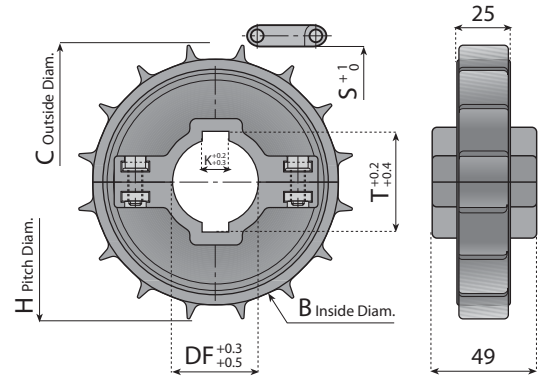
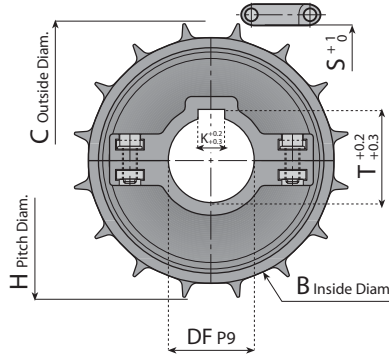
- Sprockets with single keyway can be used for belt widths up to 680 mm and temperature differences of maximum 30°C.
- For wider belts or bigger temperature differences, sprockets with square bores or round bore with double keyway have to be used.

To order single keyway sprockets capable of floating freely on the shaft (i.e. bore tolerance DF +0.3 /+0.5), just add the letter "P" (=plus) to the existing part number. For example, code **123150FP**.



Pages 312

Pages 150 → 161

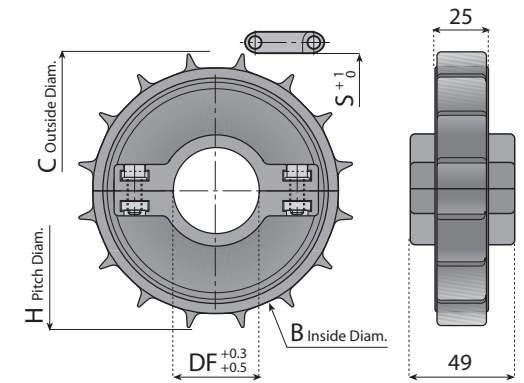
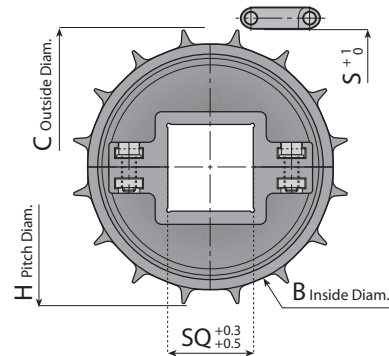


<b>SPLIT SPROCKETS SINGLE KEYWAY</b>					
	Ø 30	Ø 35	Ø 40	Ø 45	
<b>PART NUMBER</b>					
-	<b>123150</b>	<b>123151</b>	<b>123152</b>	-	
-	<b>123057</b>	<b>123058</b>	<b>123059</b>	<b>123060</b>	
-	<b>123071</b>	<b>123072</b>	<b>123073</b>	<b>123074</b>	
-	<b>123085</b>	<b>123086</b>	<b>123087</b>	<b>123088</b>	

<b>SPLIT SPROCKETS DOUBLE KEYWAY</b>					
	Ø 30	Ø 35	Ø 40	Ø 45	
<b>PART NUMBER</b>					
-	<b>123154</b>	<b>123155</b>	<b>123156</b>	-	
-	<b>123061</b>	<b>123062</b>	<b>123063</b>	<b>123064</b>	
-	<b>123075</b>	<b>123076</b>	<b>123077</b>	<b>123078</b>	
-	<b>123089</b>	<b>123090</b>	<b>123091</b>	<b>123092</b>	

Z	B mm	C mm	H mm	S mm
14	99.10	113.68	114.18	50.7
16	115.1	130	130.2	58.7
18	131.2	144	146.3	66.7
20	147.3	162	162.4	74.8

**Material:** reinforced polyamide, screws in stainless steel, nuts in nickel plated brass.



<b>SPLIT SPROCKETS SQUARE BORE</b>					
	30x30	40x40	-	-	
<b>PART NUMBER</b>					
-	<b>123161</b>	-	-	-	
-	<b>123065</b>	<b>123066</b>	-	-	
-	<b>123079</b>	<b>123080</b>	-	-	
-	<b>123093</b>	<b>123094</b>	-	-	

<b>SPLIT IDLER WHEELS</b>					
	Ø 30	Ø 35	Ø 40	Ø 45	
<b>PART NUMBER</b>					
-	<b>123162</b>	<b>123163</b>	<b>123164</b>	-	
-	<b>123067</b>	<b>123068</b>	<b>123069</b>	<b>123070</b>	
-	<b>123081</b>	<b>123082</b>	<b>123083</b>	<b>123084</b>	
-	<b>123095</b>	<b>123096</b>	<b>123097</b>	<b>123098</b>	

Z	B mm	C mm	H mm	S mm
14	99.10	113.68	114.18	50.7
16	115.1	130	130.2	58.7
18	131.2	144	146.3	66.7
20	147.3	162	162.4	74.8

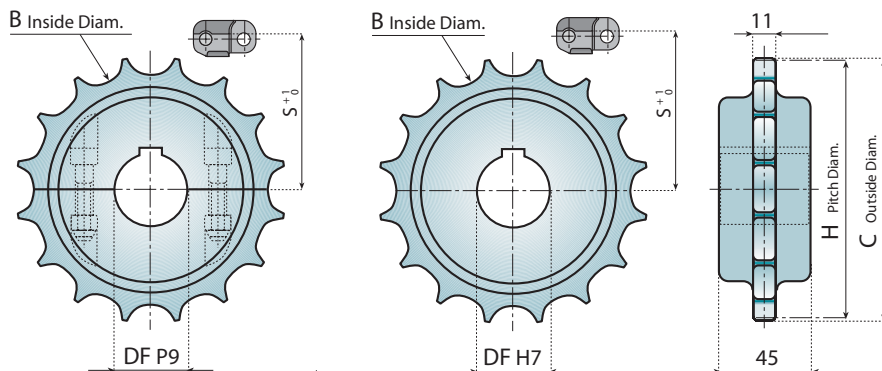
**Material:** reinforced polyamide, screws in stainless steel, nuts in nickel plated brass.



Pages  
312



Pages  
144 - 145 - 174



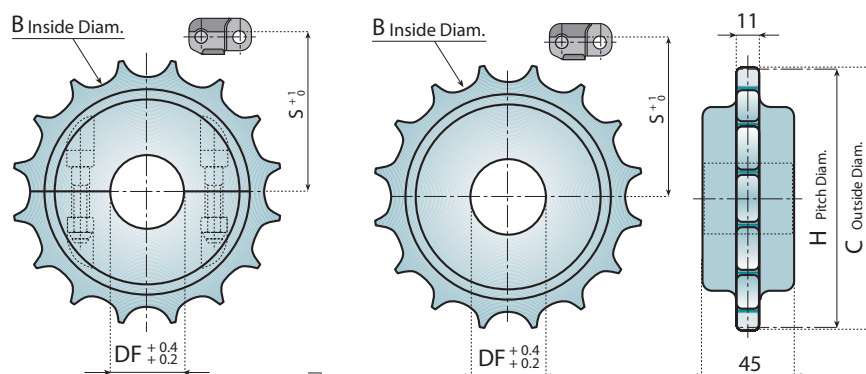
SPLIT SPROCKETS					
Ø18*	Ø 25	Ø 30	Ø 35	Ø 40	Ø 45
PART NUMBER					
121017	121018	121019	121020	121021	121022
121023	121024	121025	121026	121027	121028
121029	121030	121031	121032	121033	121034

**Material:** polyamide, screws in stainless steel, nuts in zinc plated steel.  
\*Plain Bore

STANDARD SPROCKETS					
Ø18*	Ø 25	Ø 30	Ø 35	Ø 40	Ø 45
PART NUMBER					
-	121035	121036	121037	121038	121039
-	121040	121041	121042	121043	121044
-	121045	121046	121047	121048	121049

**Material:** polyamide.  
\*Plain Bore

Z	C mm	H mm	B mm	S mm
16	130.9	128.9	113	67.8
18	146.8	144.8	128.8	75.7
19	156.3	154.3	138.3	80.5



SPLIT IDLER WHEELS					
Ø18*	Ø 25	Ø 30	Ø 35	Ø 40	Ø 45
PART NUMBER					
121017	121065	121066	121067	121068	121069
121023	121070	121071	121072	121073	121074
121029	121075	121076	121077	121078	121079

**Material:** polyamide, screws in stainless steel, nuts in zinc plated steel.  
\*Plain Bore

STANDARD IDLER WHEELS					
Ø18*	Ø 25	Ø 30	Ø 35	Ø 40	Ø 45
PART NUMBER					
-	121050	121051	121052	121053	121054
-	121055	121056	121057	121058	121059
-	121060	121061	121062	121063	121064

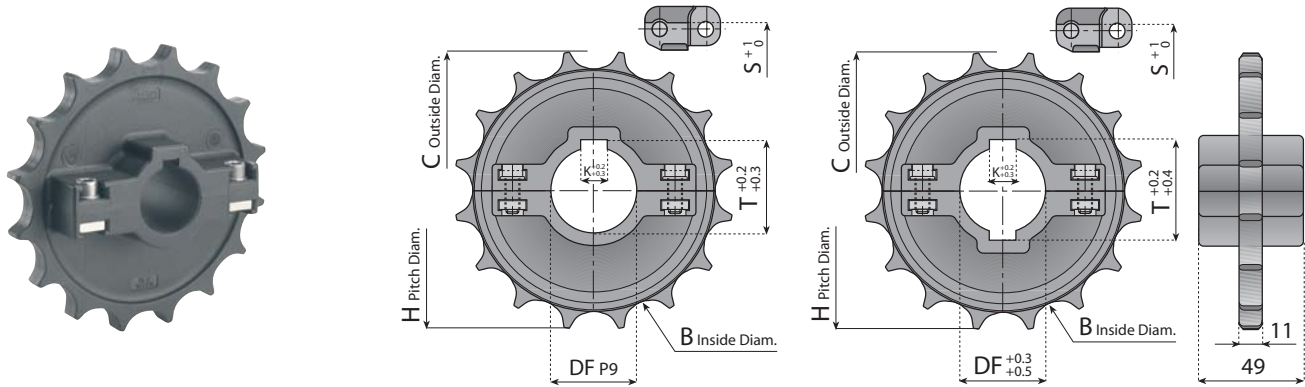
**Material:** polyamide.  
\*Plain Bore

**Features:**


- Excellent wear and chemical resistance.
- Reduced noise level and quiet operation.
- Reinforced design.
- Completely closed structure, easier to clean and to disinfect
- The design of the sprocket ensures smooth running and long service life.
- Increased keyway strength.


 Pages [312](#)

 Pages [144 - 145 - 174](#)

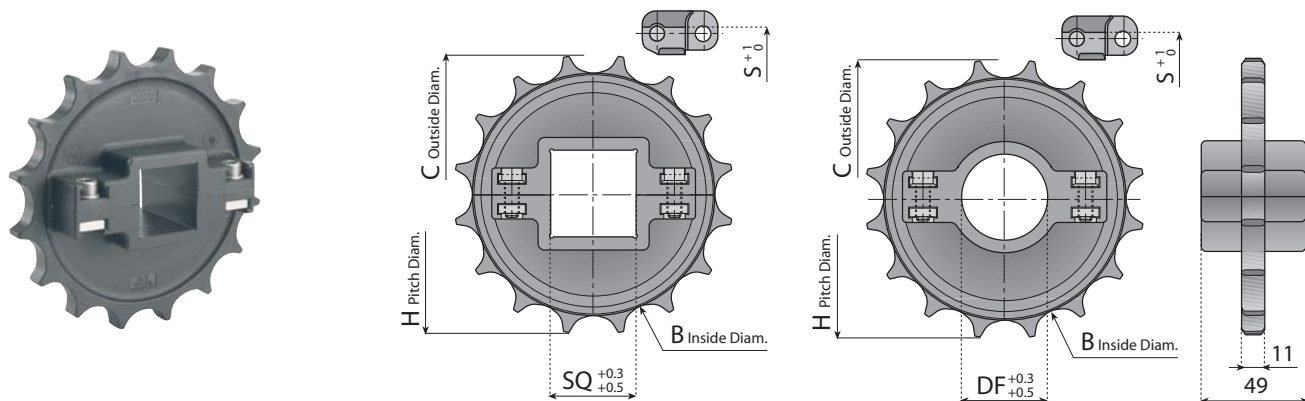


Z	B mm	C mm	H mm	S mm
16	113	130.9	128.9	67.8
18	128.8	146.8	144.8	75.7
19	138.3	156.3	154.3	80.5


 <b>SPLIT SPROCKETS SINGLE KEYWAY</b>					
-	Ø 30	Ø 35	Ø 40	Ø 45	
PART NUMBER					
-	123099	123100	123101	123102	
-	123113	123114	123115	123116	
-	123127	123128	123129	123130	


 <b>SPLIT SPROCKETS DOUBLE KEYWAY</b>					
-	Ø 30	Ø 35	Ø 40	Ø 45	
PART NUMBER					
-	123103	123104	123105	123106	
-	123117	123118	123119	123120	
-	123131	123132	123133	123134	

**Material:** reinforced polyamide, screws in stainless steel, nuts in nickel plated brass.

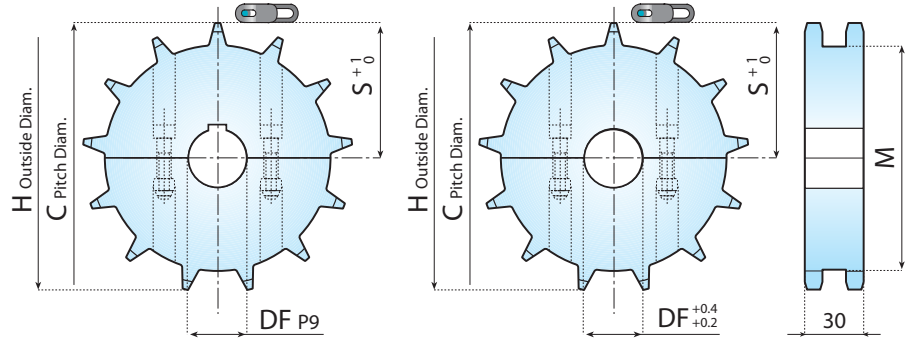


Z	B mm	C mm	H mm	S mm
16	113	130.9	128.9	67.8
18	128.8	146.8	144.8	75.7
19	138.3	156.3	154.3	80.5

 <b>SPLIT SPROCKETS SQUARE BORE</b>					
-	30x30	40x40	-	-	
PART NUMBER					
-	123107	123108	-	-	
-	123121	123122	-	-	
-	123135	123136	-	-	

 <b>SPLIT IDLER WHEELS</b>					
-	Ø 30	Ø 35	Ø 40	Ø 45	
PART NUMBER					
-	123109	123110	123111	123112	
-	123123	123124	123125	123126	
-	123137	123138	123139	123140	

**Material:** reinforced polyamide, screws in stainless steel, nuts in nickel plated brass.



Z	C mm	H mm	M mm	S mm
13	127.7	137.7	113.7	57.5
15	147.0	157.0	133.3	67
16	162.7	172.7	148.1	75.0

<b>SPLIT SPROCKETS</b>				
-	Ø 30	Ø 40	-	-
PART NUMBER				
-	125898	125901	-	-
-	125899	125902	-	-
-	125900	125903	-	-

**Material:** polyamide, screws in stainless steel, nuts in zinc plated steel, DIN 6885 key seat.

<b>SPLIT IDLER WHEELS</b>				
-	Ø 30	Ø 40	-	-
PART NUMBER				
-	125904	125907	-	-
-	125905	125908	-	-
-	125906	125909	-	-

**Material:** polyamide, screws in stainless steel, nuts in zinc plated steel.

# TURNING DISK

*Series*


*Pages*

**878 TAB**

302 → 305

**MULTIFLEX CHAINS**

306 → 309

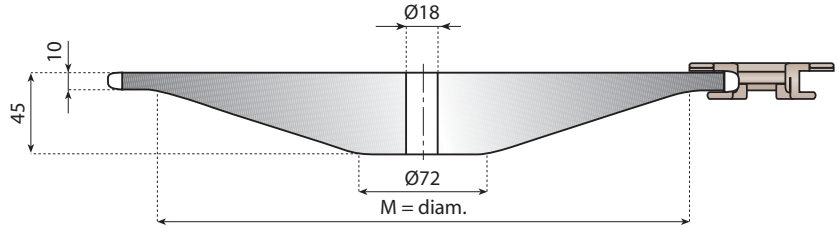


**TANGENTIAL SPROCKETS**

Plain bore  $\varnothing 18$

Material: polyamide.

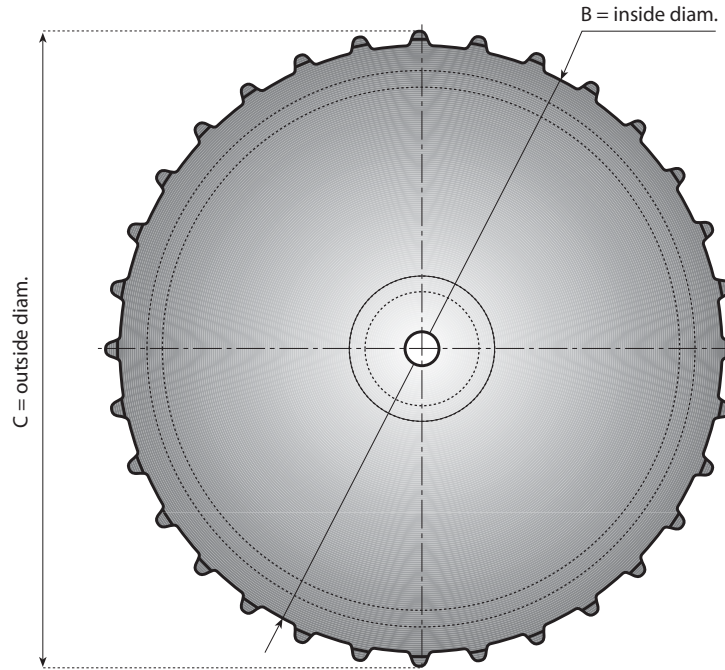
Colour: black.



CODE	Z	B mm.	C mm.	M mm.	R mm.
12817	32	337	352	295	190
12789	34	358.5	373.5	320	200



Pages  
40 - 49  
56 - 62 - 63



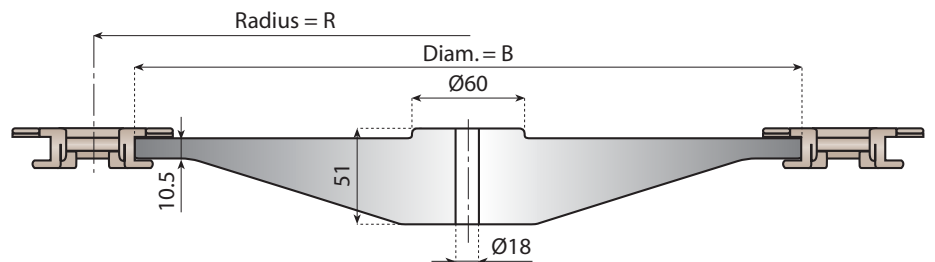
**MACHINED  
VERSION**

**TURNING DISK**

Plain bore  $\varnothing 18$

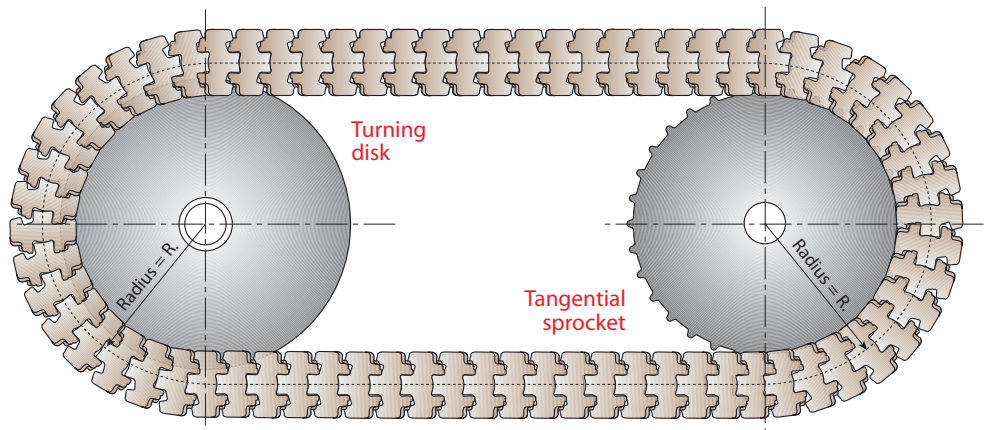
Material: polyamide.

Colour: black.



CODE	Z equiv.	B mm.	R mm.
12802	32	337	190
12785	34	357	200

The use of tangential sprockets and turning disks enables the design of compact conveying systems with a great number of curves. It becomes easy to realise circuits either on the same level or staggered, upgrading or downgrading runs.



**TANGENTIAL SPROCKETS**

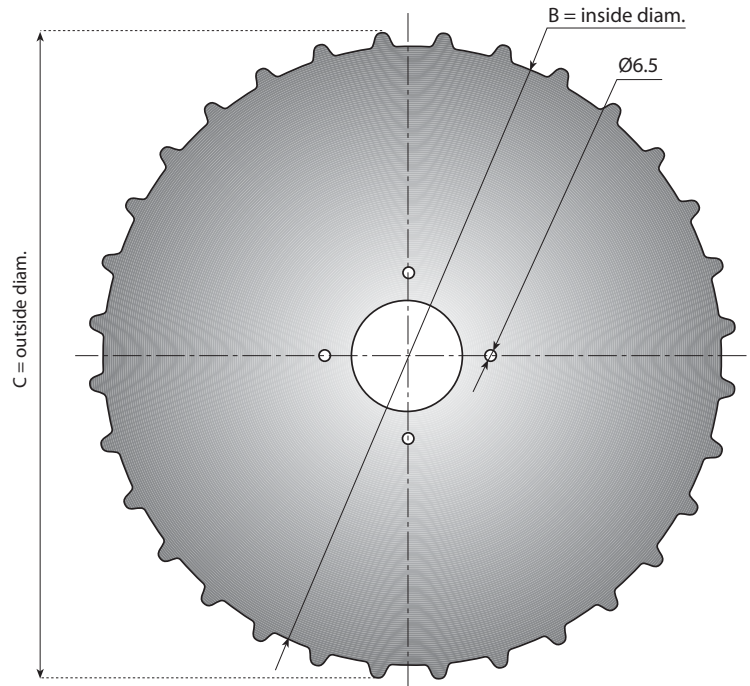
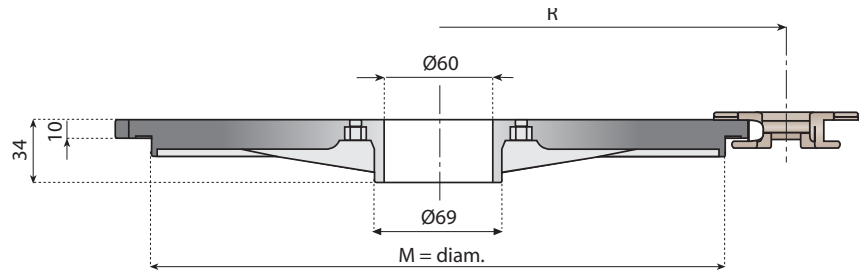
**Material:** polyamide.

**Colour:** black.

CODE	Z	B mm.	C mm.	M mm.	R mm.
12781L	32	336	352	311	190
12782L	34	358.5	373.5	333.5	200

 Pages  
40 - 49  
56 - 62 - 63

**MOLDED  
VERSION**



**MACHINED HUB FOR TANGENTIAL SPROCKETS**

**Material:** aluminium.

**Packaging:**

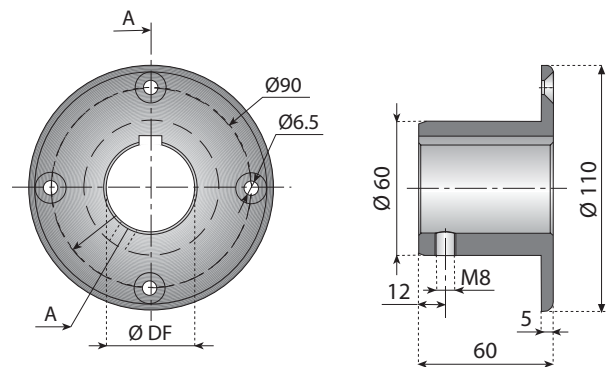
1 HUB for tangential sprockets

4 screws M6 in stainless steel.

4 nuts in stainless steel.

CODE	Ø DF mm
12772G	18*
12772	20
12773	25
12774	30
12775	35
12776	40

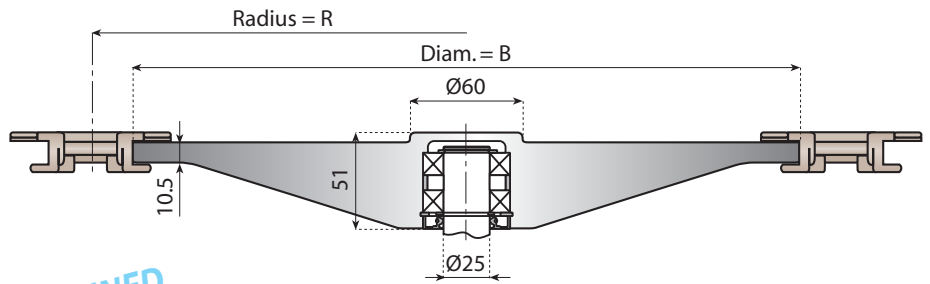
\* Plain Bore



**TURNING DISK CLOSED VERSION  
CARRY and RETURN**

**Material:** polyamide  
**Colour:** black

CODE	Z equiv.	B mm.	R mm.
12813	32	337	190
12787	34	357	200

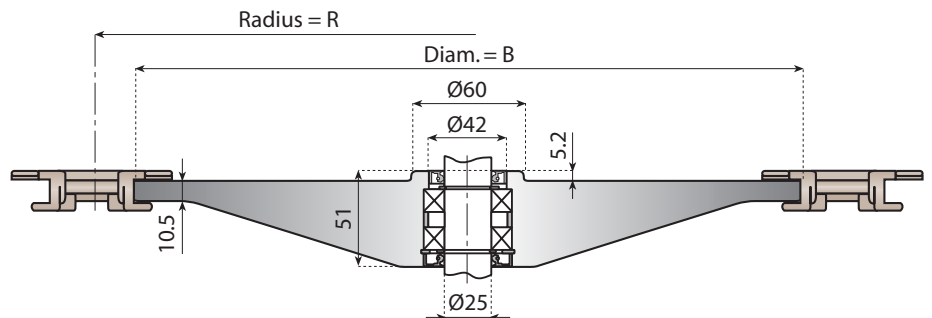


**MACHINED  
VERSION**

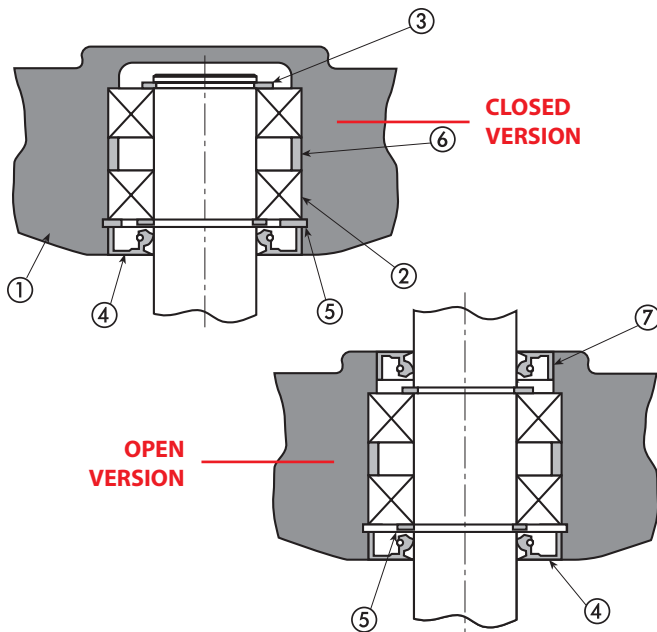
**TURNING DISK OPEN VERSION  
CARRY and RETURN**

**Material:** polyamide  
**Colour:** black

CODE	Z equiv.	B mm.	R mm.
12814	32	337	190
12788	34	357	200

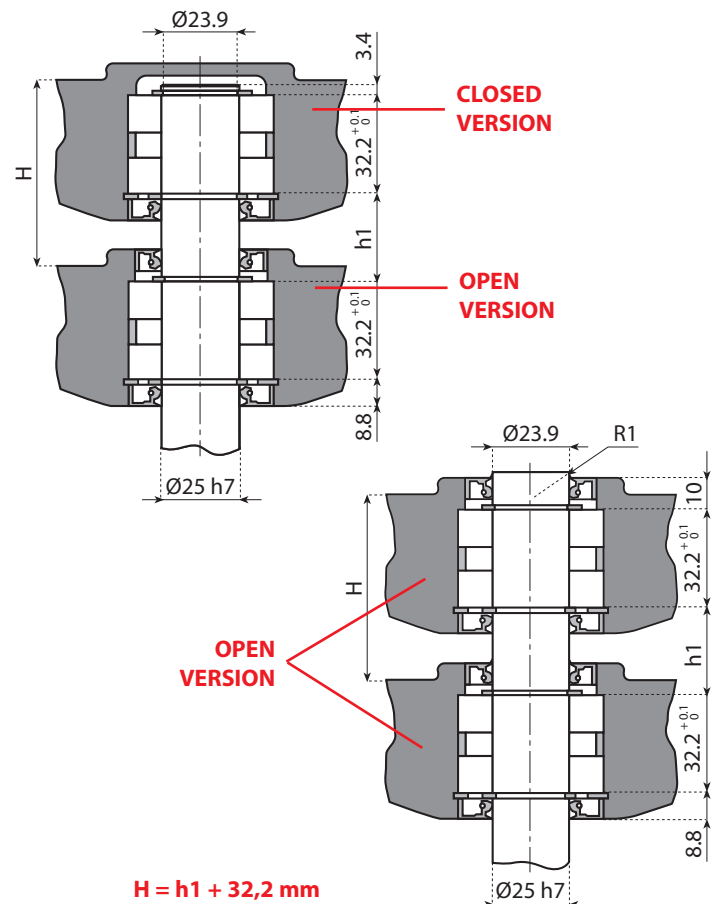


**COMPONENTS**



- 1 - Turning disk.
- 2 - Single race radial ball bearing with two sliding seals, type 6005-2RS (25x47x12).
- 3 - External (retaining) ring, Ø 25 DIN 471.
- 4 - Seal ring with dust cover, 25x47x7 DIN 3760 (NBR rubber).
- 5 - Internal (retaining) ring, Ø 47 DIN 472.
- 6 - Bearing spacer.
- 7 - Seal ring with dust cover, 25x42x7 DIN 3760 (NBR rubber).

**SHAFT DIMENSIONS**

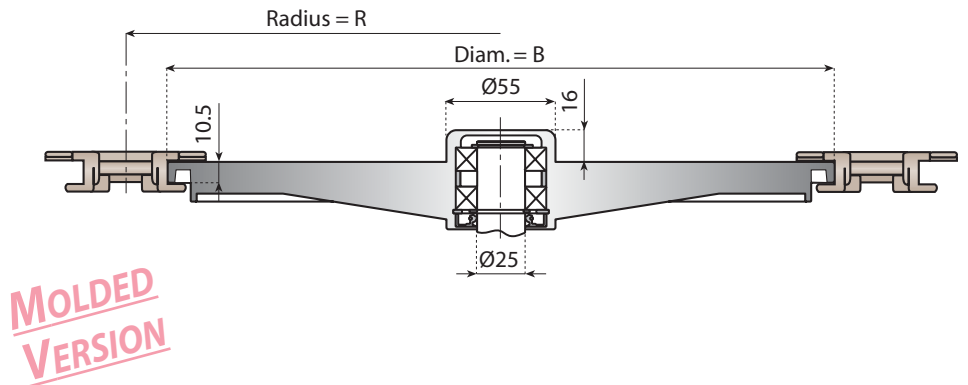


All components are supplied separately, except the shaft bearings which are pre-assembled.

## TURNING DISK CLOSED VERSION CARRY and RETURN

**Material:** polyamide  
**Colour:** black

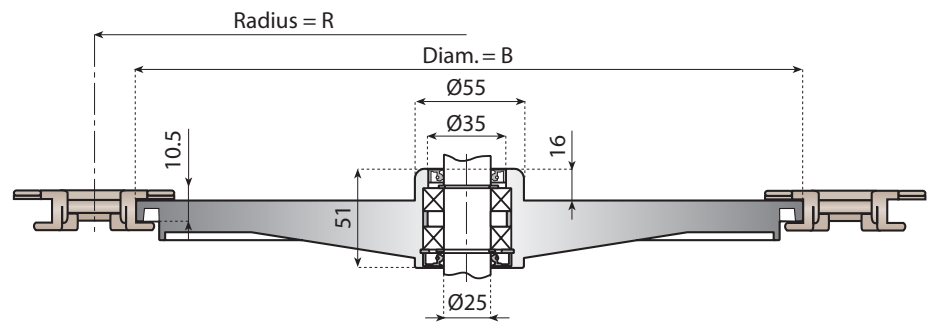
CODE	Z equiv.	B mm.	R mm.
12779	32	337	190
12780	34	357	200



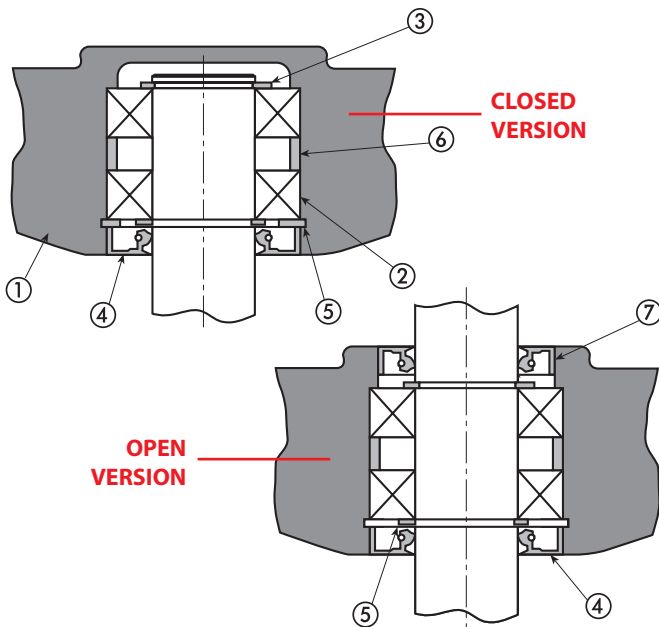
## TURNING DISK OPEN VERSION CARRY and RETURN

**Material:** polyamide  
**Colour:** black

CODE	Z equiv.	B mm.	R mm.
12777	32	337	190
12778	34	357	200

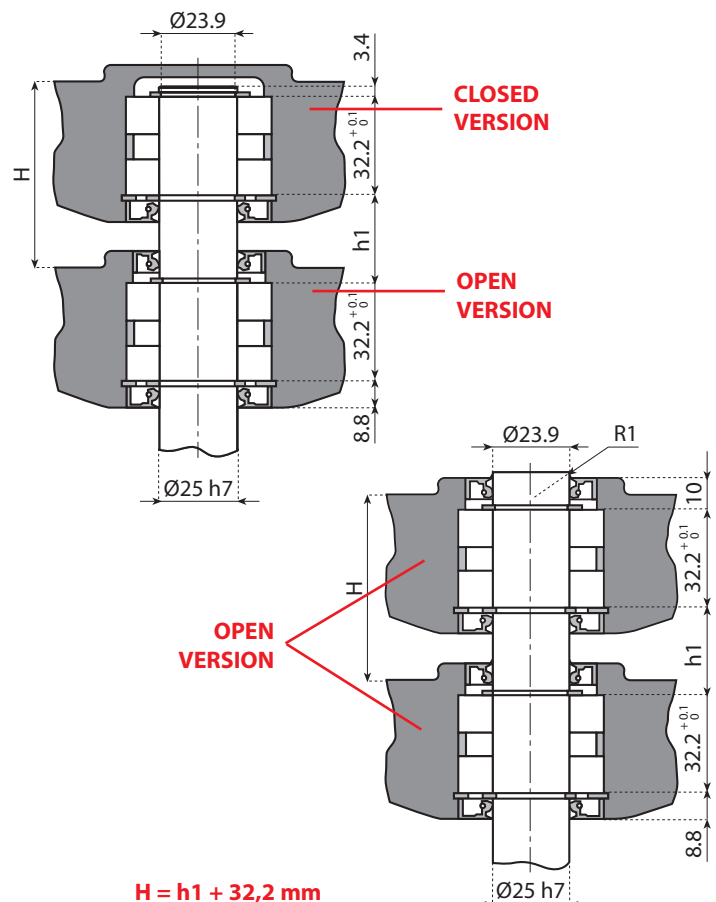


### COMPONENTS



- 1 - Turning disk.
- 2 - Single race radial ball bearing with two sliding seals, type 6005-2RS (25x47x12).
- 3 - External (retaining) ring, Ø 25 DIN 471.
- 4 - Seal ring with dust cover, 25x47x7 DIN 3760 (NBR rubber).
- 5 - Internal (retaining) ring, Ø 47 DIN 472.
- 6 - Bearing spacer.
- 7 - Seal ring with dust cover, 25x35x7 DIN 3760 (NBR rubber).

### SHAFT DIMENSIONS



$$H = h1 + 32,2 \text{ mm}$$

All components are supplied separately, except the shaft bearings which are pre-assembled.



MACHINED  
VERSION



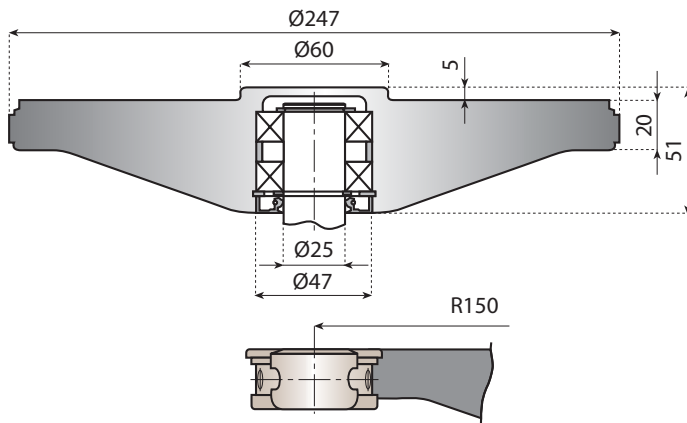
Pages  
76 - 81 - 82

TURNING DISK - Closed version

Material: polyamide  
Colour: black

CODE
12805

CARRY

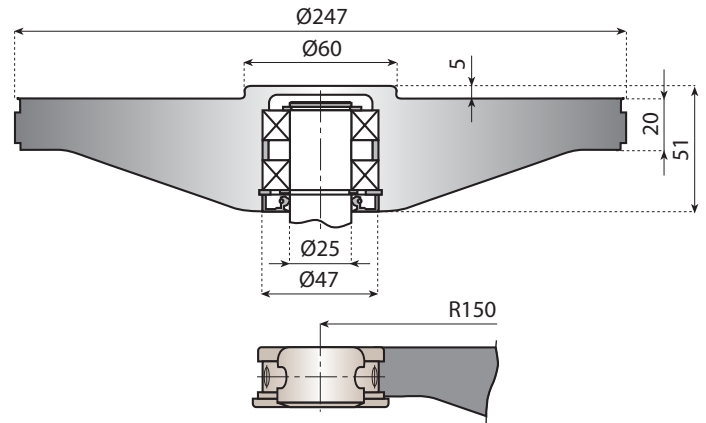


TURNING DISK - Closed version

Material: polyamide  
Colour: black

CODE
12806

RETURN

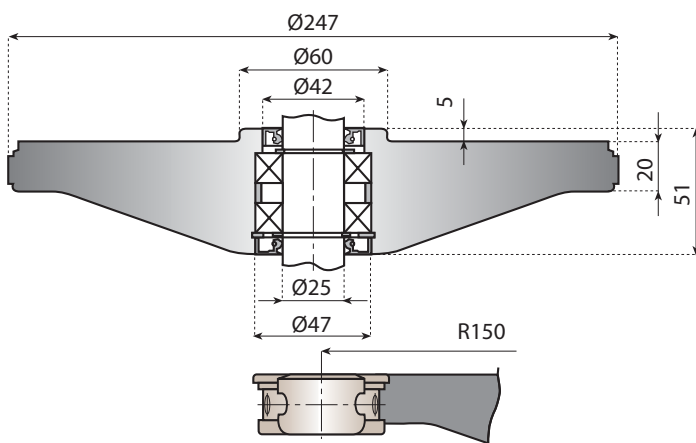


TURNING DISK - Open version

Material: polyamide  
Colour: black

CODE
12807

CARRY

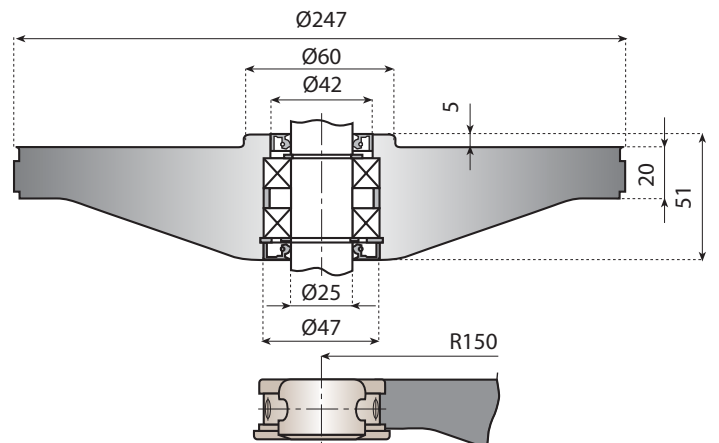


TURNING DISK - Open version

Material: polyamide  
Colour: black

CODE
12808

RETURN



All components are supplied separately, except the shaft bearings which are pre-assembled.

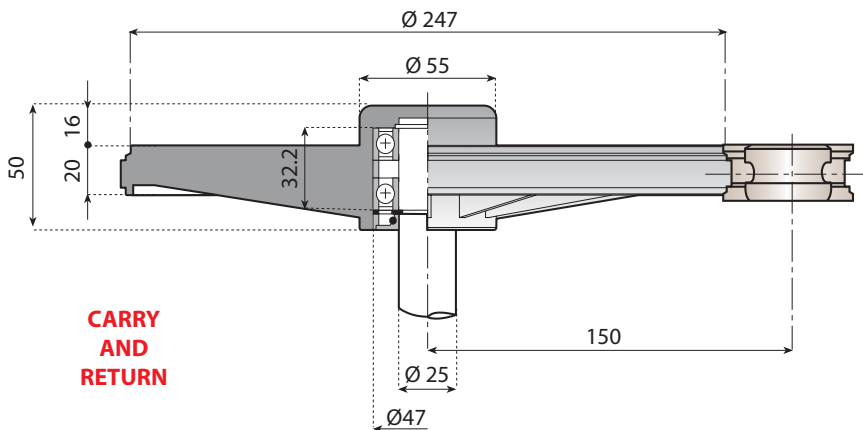
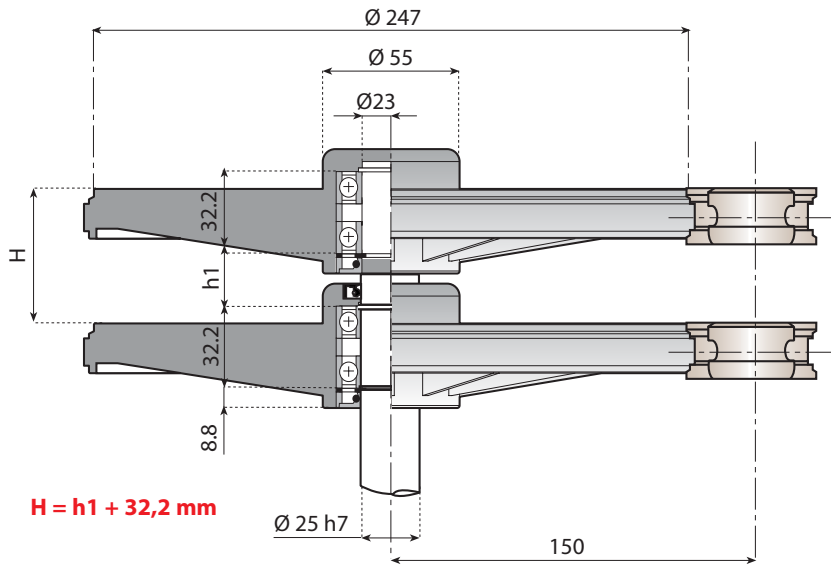
# TURNING DISK for multiflex chains

1700 - 1702 - HMGK 50 FN  
7000 - 7001 - 7005



Pages  
76 - 81 - 82

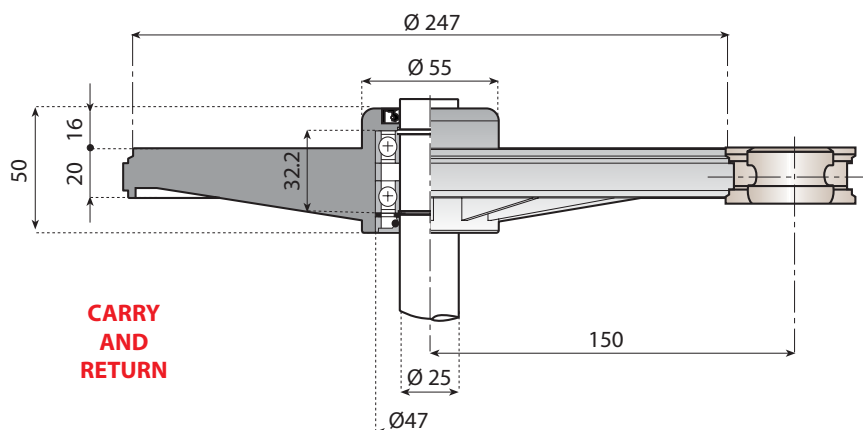
**MOLDED  
VERSION**



## TURNING DISK - Closed version

**Material:** polyamide reinforced with glass fiber.  
**Colour:** black.

CODE
12723



## TURNING DISK - Open version

**Material:** polyamide reinforced with glass fiber.  
**Colour:** black.

CODE
12725

All components are supplied separately, except the shaft bearings which are pre-assembled.



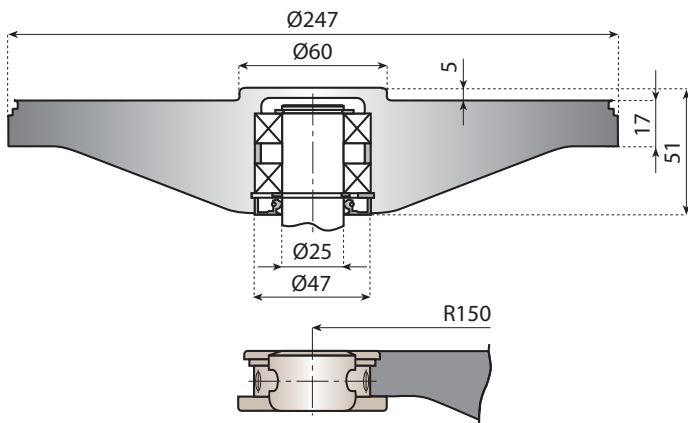
**MACHINED  
VERSION**

**TURNING DISK - Closed version**

**Material:** polyamide  
**Colour:** black

CODE
12809

**CARRY**

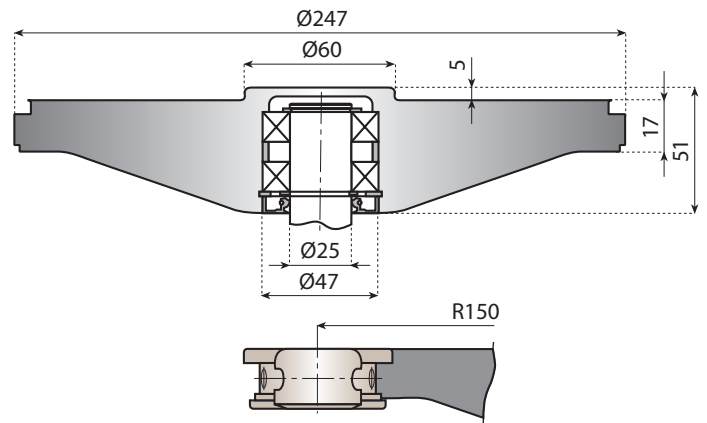


**TURNING DISK - Closed version**

**Material:** polyamide  
**Colour:** black

CODE
12810

**RETURN**

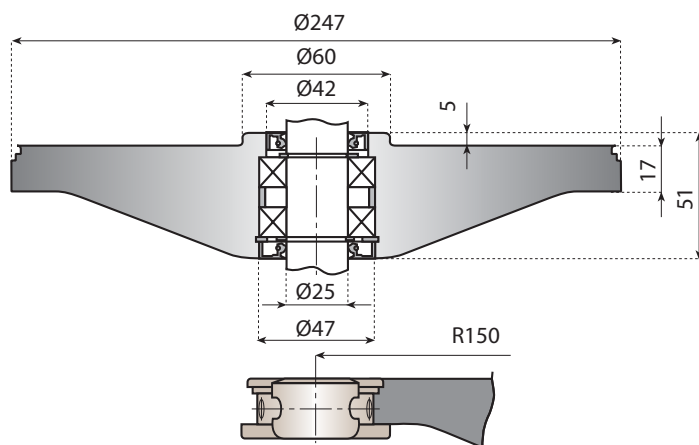


**TURNING DISK - Open version**

**Material:** polyamide  
**Colour:** black

CODE
12811

**CARRY**

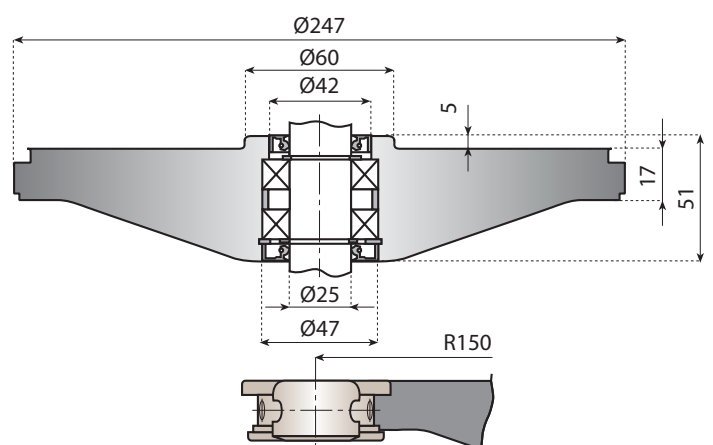


**TURNING DISK - Open version**

**Material:** polyamide  
**Colour:** black

CODE
12812

**RETURN**



All components are supplied separately, except the shaft bearings which are pre-assembled.

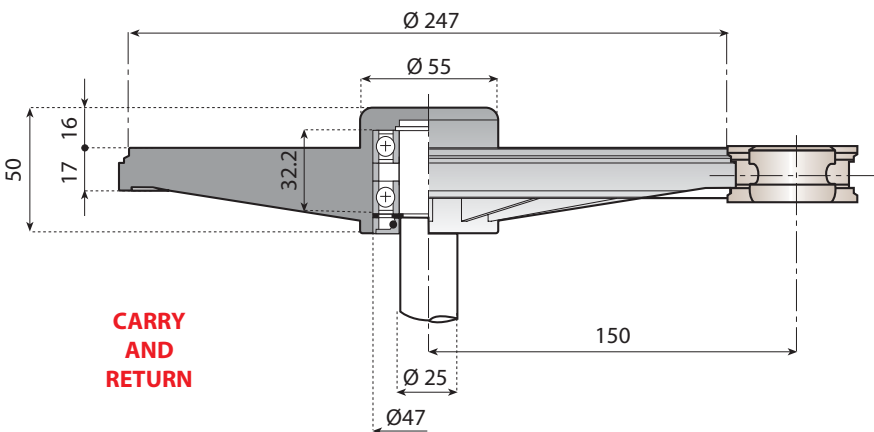
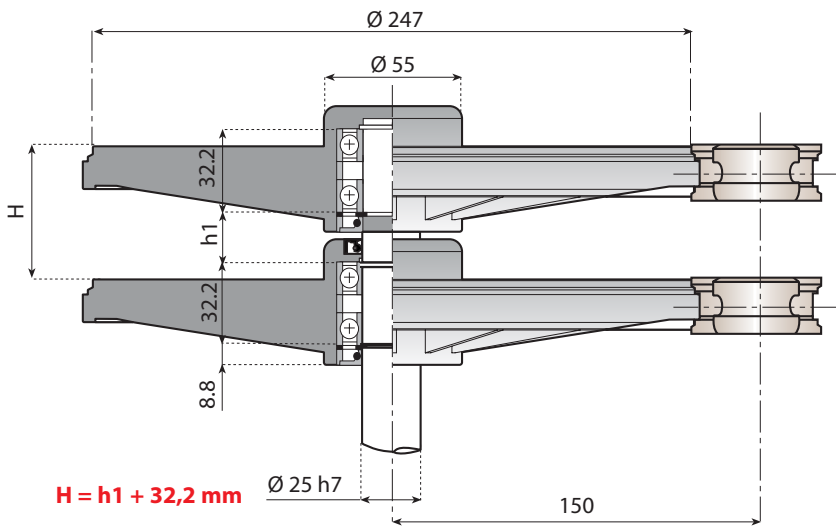
# TURNING DISK for multiflex chains

1701 TAB - 1701 TAB OP  
7000 TAB - 7001 TAB - 7005 TAB



Pages  
77 - 78 - 81 - 82

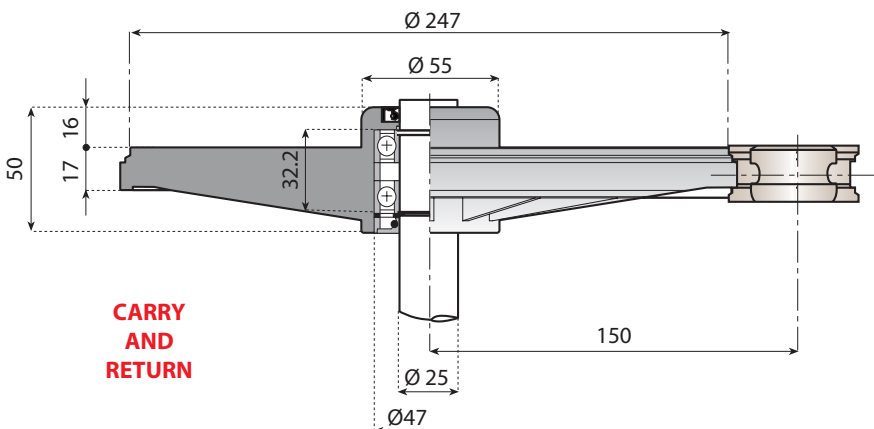
**MOLDED  
VERSION**



## TURNING DISK - Closed version

**Material:** polyamide reinforced with glass fiber.  
**Colour:** black.

CODE
12783



## TURNING DISK - Open version

**Material:** polyamide reinforced with glass fiber.  
**Colour:** black.

CODE
12784

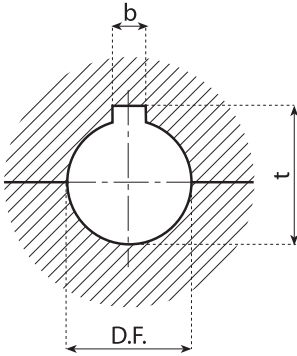
All components are supplied separately, except the shaft bearings which are pre-assembled.





**TECHNICAL  
INFORMATION**

**SPLIT SPROCKETS**

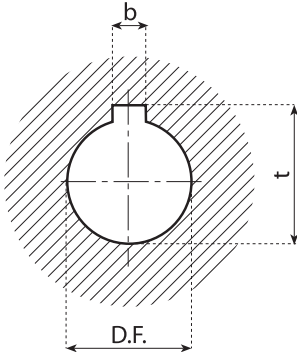


DF mm		b mm		t mm	
nominal	tolerance	nominal	tolerance	nominal	tolerance
20	P9 $\begin{matrix} -0.022 \\ -0.074 \end{matrix}$	6	P9 $\begin{matrix} -0.012 \\ -0.042 \end{matrix}$	22.8	$\begin{matrix} +0.1 \\ 0 \end{matrix}$
25	P9 $\begin{matrix} -0.022 \\ -0.074 \end{matrix}$	8	P9 $\begin{matrix} -0.015 \\ -0.051 \end{matrix}$	28.3	$\begin{matrix} +0.2 \\ 0 \end{matrix}$
30	P9 $\begin{matrix} -0.022 \\ -0.074 \end{matrix}$	8	P9 $\begin{matrix} -0.015 \\ -0.051 \end{matrix}$	33.3	$\begin{matrix} +0.2 \\ 0 \end{matrix}$
35	P9 $\begin{matrix} -0.026 \\ -0.088 \end{matrix}$	10	P9 $\begin{matrix} -0.015 \\ -0.051 \end{matrix}$	38.3	$\begin{matrix} +0.2 \\ 0 \end{matrix}$
40	P9 $\begin{matrix} -0.026 \\ -0.088 \end{matrix}$	12	P9 $\begin{matrix} -0.018 \\ -0.061 \end{matrix}$	43.3	$\begin{matrix} +0.2 \\ 0 \end{matrix}$
45	P9 $\begin{matrix} -0.026 \\ -0.088 \end{matrix}$	14	P9 $\begin{matrix} -0.018 \\ -0.061 \end{matrix}$	48.8	$\begin{matrix} +0.2 \\ 0 \end{matrix}$
50	P9 $\begin{matrix} -0.026 \\ -0.088 \end{matrix}$	14	P9 $\begin{matrix} -0.018 \\ -0.061 \end{matrix}$	53.8	$\begin{matrix} +0.2 \\ 0 \end{matrix}$

UNI 6604 - 69 / ISO 773 - DIN 6885

Tolerance for "plus" sprockets		
DF $\begin{matrix} +0.5 \\ +0.3 \end{matrix}$ mm	b $\begin{matrix} +0.3 \\ +0.2 \end{matrix}$ mm	t $\begin{matrix} +0.4 \\ +0.2 \end{matrix}$ mm

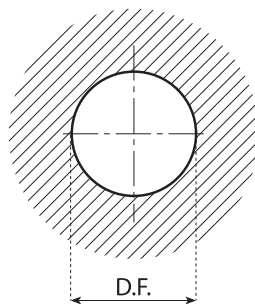
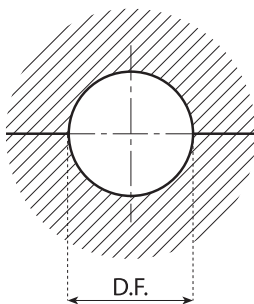
**STANDARD SPROCKETS**



DF mm		b mm		t mm	
nominal	tolerance	nominal	tolerance	nominal	tolerance
20	H7 $\begin{matrix} +0.021 \\ 0 \end{matrix}$	6	D10 $\begin{matrix} +0.078 \\ +0.030 \end{matrix}$	22.8	$\begin{matrix} +0.1 \\ 0 \end{matrix}$
25	H7 $\begin{matrix} +0.021 \\ 0 \end{matrix}$	8	D10 $\begin{matrix} +0.098 \\ +0.040 \end{matrix}$	28.3	$\begin{matrix} +0.2 \\ 0 \end{matrix}$
30	H7 $\begin{matrix} +0.021 \\ 0 \end{matrix}$	8	D10 $\begin{matrix} +0.098 \\ +0.040 \end{matrix}$	33.3	$\begin{matrix} +0.2 \\ 0 \end{matrix}$
35	H7 $\begin{matrix} +0.025 \\ 0 \end{matrix}$	10	D10 $\begin{matrix} +0.098 \\ +0.040 \end{matrix}$	38.3	$\begin{matrix} +0.2 \\ 0 \end{matrix}$
40	H7 $\begin{matrix} +0.025 \\ 0 \end{matrix}$	12	D10 $\begin{matrix} +0.120 \\ +0.050 \end{matrix}$	43.3	$\begin{matrix} +0.2 \\ 0 \end{matrix}$
45	H7 $\begin{matrix} +0.025 \\ 0 \end{matrix}$	14	D10 $\begin{matrix} +0.120 \\ +0.050 \end{matrix}$	48.8	$\begin{matrix} +0.2 \\ 0 \end{matrix}$
50	H7 $\begin{matrix} +0.025 \\ 0 \end{matrix}$	14	D10 $\begin{matrix} +0.120 \\ +0.050 \end{matrix}$	53.8	$\begin{matrix} +0.2 \\ 0 \end{matrix}$

UNI 6604 - 69 / ISO 773 - DIN 6885

**STANDARD AND SPLIT IDLER WHEELS**



DF mm	
nominal	tolerance
20	$\begin{matrix} +0.4 \\ +0.2 \end{matrix}$
25	$\begin{matrix} +0.4 \\ +0.2 \end{matrix}$
30	$\begin{matrix} +0.4 \\ +0.2 \end{matrix}$
35	$\begin{matrix} +0.4 \\ +0.2 \end{matrix}$
40	$\begin{matrix} +0.4 \\ +0.2 \end{matrix}$
45	$\begin{matrix} +0.4 \\ +0.2 \end{matrix}$
50	$\begin{matrix} +0.4 \\ +0.2 \end{matrix}$

# TECHNICAL INFORMATION tolerances and dimensions

## INTERNATIONAL SYSTEM (SI) CONVERSION FACTORS

TO CONVERT SI (METRICI)	SYMBOL SI	DIVIDED BY FACTOR	TO OBTAIN
<b>LENGTH</b>			
meter	m	0.3048	foot
centimeter	cm	30.48	foot
millimeter	mm	304.8	foot
meter	m	0.0254	inch
centimeter	cm	2.54	inch
millimeter	mm	25.4	inch
meter	m	1609.34	mile
kilometer	km	1.60934	mile
meter	m	0.9144	yard
<b>MASS</b>			
gram	g	28.3495	ounce
kilogram	kg	0.0283495	ounce
kilogram	kg	0.45359	pound
<b>VELOCITY</b>			
meter/minute		0.00508	foot/hour
meter/hour		0.3048	foot/hour
meter/minute		0.3048	foot/minute
meter/second	m/s	0.00508	foot/minute
meter/minute		18.288	foot/second
meter/second	m/s	0.3048	foot/second
<b>FORCE AND FORCE/LENGTH</b>			
newton	N	9.80665	kilogram-force
newton	N	4448.22	kilopound
newton	N	0.27801	ounce-force
newton	N	4.44822	pound-force
newton/meter	N/m	175.1268	pound/inch
newton/meter	N/m	14.5939	pound/foot

## APPLICATION TEMPERATURES

MATERIAL	SYMBOL	MIN. TEMP. °C	MAX TEMPERATURE °C	USED FOR
			DRY ENVIRONMENT	
Carbon Steel	C45	- 70°	+ 180°	steel chains, roller chains
Ferritic Stainless Steel	Standard	- 30°	+ 400°	steel chains
Extra Plus Stainless Steel	Extra Plus	- 30°	+ 400°	steel chains
Austenitic Stainless Steel	Austic	- 30°	+ 400°	steel chains, roller chains
Acetal Resin	D, W	- 40°	+ 80°	plastic chains
Low Friction Acetal Resin	LF, LFW, LFG	- 40°	+ 80°	plastic chains
Extra Performance Azetal	XPG	- 40°	+ 80°	plastic chains
New Generation	NG	- 40°	+ 120°	plastic chains
Anti-Static Acetal Resin	AS	- 40°	+ 80°	plastic chains
High Temperature Resistance	HT	- 40°	+ 120° < 200	plastic chains
Special Chemical Resistance	CR	- 10°	+ 100°	plastic chains
High wear application	AR	- 10°	+ 100°	plastic chains
N.B.R. Rubber	NBR	- 40°	+ 110°	rubber pad, gripper
E.P.D.M. Rubber	EPDM	- 40°	+ 80°	rubber pad, gripper
Polyamide	PA	- 10°	+ 80°	sprockets, idler wheels
Reinforced Polyamide	PA.FV	- 20°	+ 120°	sprockets, idler wheels
Polypropylene	PP	- 5°	+ 100	sprockets, idler wheels
Reinforced Polypropylene	PP.FV	- 10°	+ 110°	sprockets, idler wheels
Polyethylene	PE	- 40°	+ 80°	sprockets, idler wheels

# CHEMICAL RESISTANCE

CHEMICAL AGENT	POLYAMIDE		POLYPROPYLENE		ACETAL RESIN		POLYETHYLENE		BRASS		RUBBER				STAINLESS STEEL	
	PA		PP		POM		PE		OT .NI.		NBR		VITON		AISI 304	
	Note	C % 23°C	Note	C % 23°C	Note	C % 23°C	Note	C % 23°C	Note	C % 23°C	Note	C % 23°C	Note	C % 23°C	Note	C % 23°C
Acetic acid	S	10 ★		40 ●		5 ★		10 ●		○		★		20 ★		20 ●
Acetone		100 ●		●		○		●		●		★		★		25 ●
Acrylonitrile		100 ●		●								★		★		
Aluminium chloride	S	10 ●		○							S	●	S	SA ●		○
Aluminium sulphate	S	10 ●		●				●			S	●	S	SA ●		
Amyl alcohol		100 ●		●				●								●
Ammonia		10 ●		30 ●	S	●		●		★	S	○	S	○		100 ●
Ammonium chloride	S	10 ●	S	10 ●							S	●	S	SA ●		○
Aniline		100 ○		●				3 ●				★		●		●
Barium chloride	S	10 ●		●							S	●	S	●		○
Beer		●		●		●		●		●		●		●		●
Benzene				●		●		○								70 ○
Benzic acid	S	SA ○		SA ●							S	●	S	●		100 ●
Benzol		100 ●		○		●		○		●		★		○		●
Boric acid	S	10 ●		SA ●				SA ●			S	●	S	SA ●		SA ●
Brine		○		○				●								○
Butter		●		●		●		●		●		●		●		●
Butyl acetate		100 ●		○										★		
Butyl alcohol		100 ●		●								○		●		●
Butyl glycole		100 ●		●												
Calcium chloride	S	10 ●	S	50 ●				SA ●		●	S	●	S	SA ●		○
Carbon sulphide		100 ●		●		●						★		●		●
Carbon tetrachloride		●		★		●				●		★		●		10 ●
Chlorine water				★		★		★								★
Chloroform		100 ★		○		★		★		●		★		●		●
Chromic acid	S	1 ○									S	★		50 ●		10 ●
Citric acid	S	10 ○		10 ●		○		●		★	S	●	S	SA ●		25 ●
Cyclohexane		100 ●		●								●		●		
Cyclohexanol		100 ●		●								●		●		
Decalin		●		○								○		★		
Dioxane		●		○								★				
Distilled water		●		●		●		●		●				★		●
Ethyl acetate		100 ●		●								★		●		○
Ethyl alcohol		96 ●		96 ●		●						○		○		10 ●
Ethyl chloride		100 ●		★				○		○		○		★		●
Ethyl ether		100 ●		●										●		
Ferric chloride	S	10 ●		●							S	●	S	SA ●		○
Food fats		●		●		●		●		●		●		●		●
Food oils		●		●		●		●		●		●		●		●
Formaldehyde	S	30 ●	S	40 ●		●		○		●		40 ○		40 ★		100 ●
Formic acid	S	10 ★				10 ★		10 ★		●		★		○		★
Freon 12	L	●										●		●		●
Fresh water		●		●		●		●		●		●		●		●
Fruit juice		●		●		●		●		●		●		●		○
Gasoline		●		○				○		○		○		●		●
Glycerine		●		●		●		●		●		●		●		●
Hydrochloric acid	S	10 ★	S	30 ●		35 ★		35 ●		○	S	10 ○		37 ●		★
Hydrofluoric acid	S	40 ★		40 ●				70 ●				65 ★		48 ●		★
Hydrogen peroxide	S	3 ★									S	80 ★		90 ●		●
Isopropyl alcohol		●		●										●		●
Lactic acid	S	10 ●	S	20 ●		●		●		★	S	●		●		○
Linseed oil		●		●		●		●		●		●		●		●

# CHEMICAL RESISTANCE

CHEMICAL AGENT	POLYAMIDE		POLYPROPYLENE		ACETAL RESIN		POLYETHYLENE		BRASS		RUBBER				STAINLESS STEEL	
	PA		PP		POM		PE		OT .NI.		NBR		VITON		AISI 304	
	Note	C % 23° C	Note	C % 23° C	Note	C % 23° C	Note	C % 23° C	Note	C % 23° C	Note	C % 23° C	Note	C % 23° C	Note	C % 23° C
Magnesium chloride	S	10 ●	S	SA ●							S	●	S	SA ●		○
Methyl acetate		100 ●		●								★		★		○
Methyl alcohol		100 ●					●			●		○		○	80	●
Methylene chloride		100 ●		○		★		○				★		○		○
Milk		●		●		●		●		●		●		●		●
Mineral oil		●		●		●		●				●		●		●
Nitric acid		10 ★	S	●		5 ●		5 ○			S	10 ★		70 ●		65 ●
Nitrobenzene		100 ○		●								★		○		
Oleic acid		100 ●		●				○		●		○		○		●
Oxalic acid	S	10 ○	S	50 ●							S	○	S	●		65 ●
Paraffin						●		●								
Petroleum		●		●		●		★		●		●		●		●
Petroleum ether		●		●		●				●		★		●		●
Phenol	S	★		●								★		●		●
Phosphoric acid	S	10 ★		85 ●		10 ★		95 ●		★	S	20 ○		85 ●		★
Potassium bichromate	S	5 ○	S	10 ●							S	○	S	SA ●		
Potassium bromide	S	10 ●		SA ●							S	●	S	●		
Potassium hydroxide	S	10 ●		50 ●		25 ★		25 ●			S	○	S	●		50 ●
Potassium permanganate		1 ★	S	●							S	★	S	●		●
Sea water		●		●		○		●		●		●		●		●
Silicone oil		●		●								●		●		
Silver nitrate		●	S	20 ●							S	○	S	●		○
Sodium carbonate		10 ●	S	SA ●		●		●			S	●	S	●		100 ●
Sodium chloride	S	10 ●	S	SA ●		●		●		●	S	●	S	SA ●		○
Sodium hydroxide	S	10 ●									S	○				●
Sodium hypochlorite	S	●	S	20 ●		★		●			S	★		5 ●		★
Sodium silicate		●									S	●		●		100 ●
Sodium sulphate	S	10 ●									S	●	S	●		100 ●
Soft drinks		●		●		●		●				●		●		●
Suds	S	●		●		●		●			S	●		●		●
Sulphuric acid	S	10 ★		98 ●		40 ★		40 ○		●	S	★		95 ●		★
Tartaric acid		●	S	10 ●		30 ○		●		★	S	●		●		50 ●
Tetrahydrofuran		●		○								★		★		
Tetralin		●		★								★		●		★
Tincture of iodine		★		●				●		★		★		●		○
Toluol		●		●								★		○		
Transformer oil		●		○								●		●		
Trichloroethylene		○		○								★		●		★
Triethanolamin		●		●								★		★		
Turpentine						★		★								●
Vaseline		●						○				●		●		●
Vegetable juice		●		●		●		●				●		●		●
Vegetable oils		●		●		●		●				●		●		●
Vinegar		●		●		●		●		●		○		★		●
Water and soap		●		●		●		●				●		●		●
Whisky		●		●		●		●		●		●		●		●
Wine		●		●		●		●		●		●		●		●
Xylol		●		★		●		○		○		★		●		●

Data shown in the table was taken from laboratory tests performed on unstrained samples and are merely indicative. Chemical resistance under normal working conditions can depend on various factors, such as stress and temperature, concentration of the chemical agent and duration of its effects.

ABBREVIATION  
 C = concentration L = liquid  
 SA = saturated S = solution

● = Good resistance.  
 ○ = Fairly good resistance depending on use conditions  
 ★ = Insufficient resistance (not recommended).  
 Blank spaces = No tests performed



**INDEX**

# INDEX

Code	Page	Code	Page	Code	Page	Code	Page	Code	Page	Code	Page		
10001	<a href="#">16</a>	10204	<a href="#">23</a>	11043	<a href="#">42</a>	11156	<a href="#">32</a>	11320	<a href="#">144</a>	11409	<a href="#">63</a>	11508G	<a href="#">36</a>
10001L	<a href="#">17</a>	10206	<a href="#">22</a>	11045	<a href="#">83</a>	11156UL	<a href="#">32</a>	11320XPG	<a href="#">144</a>	11409CR	<a href="#">63</a>	11508GUL	<a href="#">37</a>
10002	<a href="#">16</a>	10206L	<a href="#">23</a>	11046	<a href="#">83</a>	11157	<a href="#">32</a>	11321	<a href="#">144</a>	11410	<a href="#">34</a>	11508GULS	<a href="#">37</a>
10003	<a href="#">16</a>	10207	<a href="#">22</a>	11053	<a href="#">48</a>	11160	<a href="#">33</a>	11321XPG	<a href="#">144</a>	11411	<a href="#">34</a>	11509G	<a href="#">36</a>
10004	<a href="#">16</a>	10208	<a href="#">22</a>	11054	<a href="#">48</a>	11161	<a href="#">33</a>	11322	<a href="#">174</a>	11412G	<a href="#">34</a>	11509GUL	<a href="#">37</a>
10005	<a href="#">16</a>	10208L	<a href="#">23</a>	11055	<a href="#">46</a>	11162	<a href="#">33</a>	11322XPG	<a href="#">174</a>	11413G	<a href="#">34</a>	11509GULS	<a href="#">37</a>
10006	<a href="#">16</a>	10209	<a href="#">22</a>	11056	<a href="#">46</a>	11167	<a href="#">35</a>	11323	<a href="#">145</a>	11414	<a href="#">34</a>	11510G	<a href="#">34</a>
10007	<a href="#">16</a>	10211	<a href="#">22</a>	11057	<a href="#">46</a>	11168	<a href="#">35</a>	11323XPG	<a href="#">145</a>	11415	<a href="#">34</a>	11511G	<a href="#">34</a>
10009	<a href="#">16</a>	10212	<a href="#">22</a>	11067	<a href="#">49</a>	11169	<a href="#">35</a>	11324	<a href="#">145</a>	11420G	<a href="#">40</a>	11512G	<a href="#">34</a>
10009L	<a href="#">17</a>	10213	<a href="#">22</a>	11068	<a href="#">51</a>	11170	<a href="#">34</a>	11324XPG	<a href="#">145</a>	11420M	<a href="#">39</a>	11513G	<a href="#">42</a>
10010	<a href="#">16</a>	10213L	<a href="#">23</a>	11069	<a href="#">51</a>	11171	<a href="#">34</a>	11325	<a href="#">174</a>	11421G	<a href="#">40</a>	11514G	<a href="#">42</a>
10011	<a href="#">16</a>	10214	<a href="#">22</a>	11070	<a href="#">50</a>	11172	<a href="#">34</a>	11325XPG	<a href="#">174</a>	11421M	<a href="#">39</a>	11515G	<a href="#">42</a>
10012	<a href="#">16</a>	10218	<a href="#">23</a>	11071	<a href="#">50</a>	11175	<a href="#">35</a>	11326	<a href="#">174</a>	11425	<a href="#">71</a>	11516G	<a href="#">42</a>
10013	<a href="#">16</a>	10219	<a href="#">24</a>	11072	<a href="#">51</a>	11176	<a href="#">35</a>	11326XPG	<a href="#">174</a>	11426	<a href="#">71</a>	11517G	<a href="#">68</a>
10014	<a href="#">16</a>	10220	<a href="#">24</a>	11073	<a href="#">52</a>	11177	<a href="#">35</a>	11327	<a href="#">144</a>	11429	<a href="#">71</a>	11518G	<a href="#">68</a>
10016	<a href="#">16</a>	10250L	<a href="#">23</a>	11074	<a href="#">52</a>	11180	<a href="#">35</a>	11327XPG	<a href="#">144</a>	11430G	<a href="#">71</a>	11519G	<a href="#">68</a>
10017	<a href="#">16</a>	10251L	<a href="#">23</a>	11075	<a href="#">52</a>	11181	<a href="#">35</a>	11328	<a href="#">174</a>	11431	<a href="#">71</a>	11520G	<a href="#">68</a>
10018	<a href="#">16</a>	10255L	<a href="#">23</a>	11076	<a href="#">47</a>	11182	<a href="#">35</a>	11328XPG	<a href="#">174</a>	11433	<a href="#">71</a>	11521G	<a href="#">68</a>
10019	<a href="#">16</a>	10256L	<a href="#">23</a>	11077	<a href="#">47</a>	11185	<a href="#">36</a>	11329	<a href="#">145</a>	11434G	<a href="#">71</a>	11522G	<a href="#">68</a>
10020	<a href="#">16</a>	10260L	<a href="#">23</a>	11078	<a href="#">47</a>	11185UL	<a href="#">37</a>	11329XPG	<a href="#">145</a>	11435	<a href="#">71</a>	11523G	<a href="#">70</a>
10021	<a href="#">16</a>	10261L	<a href="#">23</a>	11083	<a href="#">55</a>	11185ULS	<a href="#">37</a>	11344	<a href="#">81</a>	11445/298	<a href="#">69</a>	11524G	<a href="#">70</a>
10032	<a href="#">16</a>	10265L	<a href="#">23</a>	11084	<a href="#">55</a>	11187	<a href="#">36</a>	11346	<a href="#">81</a>	11445/300	<a href="#">69</a>	11525G	<a href="#">70</a>
10033	<a href="#">16</a>	10266L	<a href="#">23</a>	11085	<a href="#">55</a>	11187UL	<a href="#">37</a>	11347	<a href="#">81</a>	11450G	<a href="#">35</a>	11526G	<a href="#">70</a>
10034	<a href="#">16</a>	10301	<a href="#">16</a>	11086	<a href="#">55</a>	11187ULS	<a href="#">37</a>	11348	<a href="#">81</a>	11451G	<a href="#">35</a>	11527G	<a href="#">70</a>
10035	<a href="#">16</a>	10302	<a href="#">16</a>	11087	<a href="#">85</a>	11188G	<a href="#">36</a>	11350	<a href="#">81</a>	11452G	<a href="#">35</a>	11528G	<a href="#">70</a>
10036	<a href="#">16</a>	10303	<a href="#">16</a>	11087R	<a href="#">85</a>	11189	<a href="#">36</a>	11351	<a href="#">81</a>	11459	<a href="#">41</a>	11529G	<a href="#">70</a>
10036L	<a href="#">17</a>	10304	<a href="#">16</a>	11088	<a href="#">85</a>	11190	<a href="#">38</a>	11352	<a href="#">82</a>	11460	<a href="#">41</a>	11530G	<a href="#">70</a>
10037	<a href="#">16</a>	10305	<a href="#">16</a>	11088R	<a href="#">85</a>	11191G	<a href="#">38</a>	11353	<a href="#">82</a>	11461	<a href="#">41</a>	11531G	<a href="#">72</a>
10040	<a href="#">19</a>	10306	<a href="#">16</a>	11093	<a href="#">57</a>	11193	<a href="#">36</a>	11355	<a href="#">82</a>	11462G	<a href="#">41</a>	11532G	<a href="#">72</a>
10041	<a href="#">19</a>	10307	<a href="#">16</a>	11094	<a href="#">57</a>	11193UL	<a href="#">37</a>	11359	<a href="#">32</a>	11463G	<a href="#">41</a>	11533G	<a href="#">72</a>
10042	<a href="#">19</a>	10400	<a href="#">20</a>	11095	<a href="#">57</a>	11193ULS	<a href="#">37</a>	11362	<a href="#">32</a>	11464G	<a href="#">41</a>	11534G	<a href="#">72</a>
10043	<a href="#">19</a>	10401	<a href="#">20</a>	11096	<a href="#">85</a>	11194	<a href="#">36</a>	11362UL	<a href="#">32</a>	11465G	<a href="#">43</a>	11535G	<a href="#">72</a>
10044	<a href="#">19</a>	10402	<a href="#">20</a>	11096R	<a href="#">85</a>	11194UL	<a href="#">37</a>	11365	<a href="#">32</a>	11466G	<a href="#">43</a>	11536G	<a href="#">72</a>
10045	<a href="#">19</a>	10403	<a href="#">21</a>	11097	<a href="#">85</a>	11194ULS	<a href="#">37</a>	11368	<a href="#">32</a>	11467G	<a href="#">43</a>	11537G	<a href="#">72</a>
10046	<a href="#">19</a>	10404	<a href="#">21</a>	11097R	<a href="#">85</a>	11195	<a href="#">38</a>	11368UL	<a href="#">32</a>	11480	<a href="#">41</a>	11538G	<a href="#">72</a>
10050	<a href="#">18</a>	10405	<a href="#">21</a>	11098	<a href="#">85</a>	11195M	<a href="#">39</a>	11371	<a href="#">32</a>	11481	<a href="#">41</a>	11539G	<a href="#">72</a>
10051	<a href="#">18</a>	10406	<a href="#">20</a>	11098R	<a href="#">85</a>	11196	<a href="#">38</a>	11374	<a href="#">32</a>	11482	<a href="#">41</a>	11540G	<a href="#">72</a>
10052	<a href="#">18</a>	10407	<a href="#">20</a>	11099	<a href="#">85</a>	11197	<a href="#">38</a>	11374UL	<a href="#">32</a>	11483	<a href="#">42</a>	11541G	<a href="#">72</a>
10053	<a href="#">18</a>	10408	<a href="#">20</a>	11099R	<a href="#">85</a>	11197M	<a href="#">39</a>	11377	<a href="#">38</a>	11484	<a href="#">42</a>	11542G	<a href="#">72</a>
10054	<a href="#">18</a>	10420	<a href="#">21</a>	11100G	<a href="#">32</a>	11198	<a href="#">38</a>	11377M	<a href="#">39</a>	11485	<a href="#">42</a>	11543	<a href="#">71</a>
10055	<a href="#">18</a>	10500	<a href="#">26</a>	11100GUL	<a href="#">32</a>	11198M	<a href="#">39</a>	11377ST	<a href="#">38</a>	11486	<a href="#">42</a>	11544G	<a href="#">71</a>
10059	<a href="#">18</a>	10502	<a href="#">27</a>	11101G	<a href="#">32</a>	11199	<a href="#">38</a>	11380	<a href="#">38</a>	11487	<a href="#">43</a>	11545	<a href="#">71</a>
10060	<a href="#">18</a>	10503	<a href="#">29</a>	11102G	<a href="#">32</a>	11202	<a href="#">66</a>	11380M	<a href="#">39</a>	11488	<a href="#">43</a>	11546G	<a href="#">71</a>
10061	<a href="#">18</a>	10504	<a href="#">29</a>	11102GUL	<a href="#">32</a>	11203	<a href="#">66</a>	11380ST	<a href="#">38</a>	11489	<a href="#">43</a>	11547	<a href="#">71</a>
10062	<a href="#">18</a>	10510	<a href="#">27</a>	11103G	<a href="#">32</a>	11204	<a href="#">66</a>	11383	<a href="#">36</a>	11490	<a href="#">43</a>	11552G	<a href="#">71</a>
10072	<a href="#">26</a>	10511	<a href="#">30</a>	11104G	<a href="#">32</a>	11221	<a href="#">54</a>	11383UL	<a href="#">37</a>	11491	<a href="#">43</a>	11557	<a href="#">71</a>
10080L	<a href="#">17</a>	10512	<a href="#">28</a>	11104GUL	<a href="#">32</a>	11222M	<a href="#">39</a>	11383ULS	<a href="#">37</a>	11492	<a href="#">43</a>	11562G	<a href="#">71</a>
10081L	<a href="#">17</a>	10513	<a href="#">28</a>	11105G	<a href="#">33</a>	11223MG	<a href="#">39</a>	11386	<a href="#">36</a>	11493	<a href="#">43</a>	11572	<a href="#">59</a>
10085L	<a href="#">17</a>	10514	<a href="#">28</a>	11106G	<a href="#">33</a>	11224M	<a href="#">39</a>	11386UL	<a href="#">37</a>	11494	<a href="#">43</a>	11578	<a href="#">59</a>
10086L	<a href="#">17</a>	10515	<a href="#">28</a>	11107G	<a href="#">33</a>	11225	<a href="#">57</a>	11386ULS	<a href="#">37</a>	11495	<a href="#">43</a>	11590	<a href="#">59</a>
10090L	<a href="#">17</a>	10516	<a href="#">30</a>	11120G	<a href="#">32</a>	11242	<a href="#">56</a>	11387	<a href="#">62</a>	11500G	<a href="#">38</a>	11591	<a href="#">59</a>
10091L	<a href="#">17</a>	11002	<a href="#">34</a>	11121G	<a href="#">32</a>	11243	<a href="#">56</a>	11387CR	<a href="#">62</a>	11500MG	<a href="#">39</a>	11593	<a href="#">68</a>
10095L	<a href="#">17</a>	11004	<a href="#">34</a>	11122G	<a href="#">32</a>	11244	<a href="#">56</a>	11388	<a href="#">49</a>	11501G	<a href="#">38</a>	11594G	<a href="#">68</a>
10096L	<a href="#">17</a>	11006	<a href="#">34</a>	11130	<a href="#">33</a>	11245	<a href="#">56</a>	11389	<a href="#">40</a>	11501MG	<a href="#">39</a>	11595G	<a href="#">68</a>
10101	<a href="#">20</a>	11007	<a href="#">83</a>	11131	<a href="#">33</a>	11246	<a href="#">56</a>	11390	<a href="#">40</a>	11502G	<a href="#">36</a>	11597	<a href="#">68</a>
10102	<a href="#">20</a>	11009	<a href="#">83</a>	11132G	<a href="#">33</a>	11247	<a href="#">56</a>	11391	<a href="#">56</a>	11502GUL	<a href="#">37</a>	11598G	<a href="#">68</a>
10103	<a href="#">20</a>	11025	<a href="#">83</a>	11133G	<a href="#">33</a>	11250	<a href="#">82</a>	11393M	<a href="#">39</a>	11502GULS	<a href="#">37</a>	11599G	<a href="#">68</a>
10104	<a href="#">21</a>	11026	<a href="#">83</a>	11134	<a href="#">33</a>	11251	<a href="#">82</a>	11394MG	<a href="#">39</a>	11503G	<a href="#">36</a>	11602	<a href="#">32</a>
10105	<a href="#">21</a>	11027	<a href="#">83</a>	11135	<a href="#">33</a>	11252	<a href="#">82</a>	11395M	<a href="#">39</a>	11503GUL	<a href="#">37</a>	11603	<a href="#">32</a>
10106	<a href="#">21</a>	11028	<a href="#">83</a>	11150	<a href="#">32</a>	11253	<a href="#">81</a>	11396M	<a href="#">39</a>	11503GULS	<a href="#">37</a>	11607	<a href="#">33</a>
10107	<a href="#">20</a>	11033	<a href="#">54</a>	11151	<a href="#">32</a>	11254	<a href="#">81</a>	11397MG	<a href="#">39</a>	11504G	<a href="#">38</a>	11608	<a href="#">33</a>
10108	<a href="#">20</a>	11034	<a href="#">54</a>	11151UL	<a href="#">32</a>	11255	<a href="#">81</a>	11398MG	<a href="#">39</a>	11505G	<a href="#">38</a>	11609	<a href="#">33</a>
10109	<a href="#">20</a>	11035	<a href="#">54</a>	11152	<a href="#">32</a>	11256	<a href="#">81</a>	11404	<a href="#">63</a>	11506	<a href="#">36</a>	11614	<a href="#">68</a>
10110	<a href="#">21</a>	11036	<a href="#">84</a>	11153	<a href="#">32</a>	11257	<a href="#">81</a>	11404CR	<a href="#">63</a>	11506UL	<a href="#">37</a>	11615	<a href="#">68</a>
10111	<a href="#">21</a>	11037	<a href="#">84</a>	11154	<a href="#">32</a>	11258	<a href="#">81</a>	11407	<a href="#">63</a>	11506ULS	<a href="#">37</a>	11616	<a href="#">68</a>
10112	<a href="#">21</a>	11040	<a href="#">42</a>	11154UL	<a href="#">32</a>	11259	<a href="#">38</a>	11407CR	<a href="#">63</a>	11507	<a href="#">36</a>	11617	<a href="#">68</a>
10201	<a href="#">22</a>	11041	<a href="#">42</a>	11155	<a href="#">32</a>	11260G	<a href="#">38</a>	11408	<a href="#">63</a>	11507UL	<a href="#">37</a>	11622	<a href="#">70</a>
10203	<a href="#">22</a>	11042	<a href="#">42</a>	11155UL	<a href="#">32</a>	11261	<a href="#">38</a>	11408CR	<a href="#">63</a>	11507ULS	<a href="#">37</a>	11623	<a href="#">70</a>



# INDEX

Code	Page	Code	Page	Code	Page	Code	Page	Code	Page	Code	Page		
12361G	<a href="#">279</a>	12425G	<a href="#">276</a>	12487	<a href="#">266</a>	12551	<a href="#">250</a>	12630	<a href="#">252-268-272-277</a>	12725	<a href="#">307</a>	12817	<a href="#">302</a>
12362	<a href="#">279</a>	12426	<a href="#">276</a>	12488	<a href="#">266</a>	12551A	<a href="#">254</a>	12631	<a href="#">252-268-272-277</a>	12727	<a href="#">282</a>	12866	<a href="#">252-272</a>
12363	<a href="#">279</a>	12427	<a href="#">276</a>	12489	<a href="#">266</a>	12552	<a href="#">250</a>	12632	<a href="#">252-268-272-277</a>	12728	<a href="#">282</a>	12867	<a href="#">252-272</a>
12364	<a href="#">279</a>	12428	<a href="#">276</a>	12490	<a href="#">266</a>	12553	<a href="#">250</a>	12633	<a href="#">252-268-272-277</a>	12729	<a href="#">282</a>	12868	<a href="#">252-272</a>
12364G	<a href="#">279</a>	12429	<a href="#">276</a>	12491	<a href="#">266</a>	12554	<a href="#">250</a>	12634	<a href="#">252-268-272-277</a>	12730	<a href="#">282</a>	12869	<a href="#">252-272</a>
12365	<a href="#">279</a>	12429G	<a href="#">276</a>	12492	<a href="#">266</a>	12555	<a href="#">250</a>	12635	<a href="#">252-268-272-277</a>	12731	<a href="#">282</a>	12870	<a href="#">252-272</a>
12366	<a href="#">279</a>	12430	<a href="#">276</a>	12493	<a href="#">266</a>	12556	<a href="#">250</a>	12636	<a href="#">252-268-272-277</a>	12732	<a href="#">282</a>	12871	<a href="#">252-272</a>
12367	<a href="#">279</a>	12431	<a href="#">276</a>	12494	<a href="#">266</a>	12557	<a href="#">250</a>	12637	<a href="#">252-268-272-277</a>	12733	<a href="#">282</a>	12872	<a href="#">252-272</a>
12367G	<a href="#">279</a>	12432	<a href="#">276</a>	12495	<a href="#">266</a>	12558	<a href="#">250</a>	12638	<a href="#">252-268-272-277</a>	12734	<a href="#">282</a>	12873	<a href="#">252-272</a>
12368	<a href="#">279</a>	12433	<a href="#">276</a>	12496	<a href="#">266</a>	12559	<a href="#">250</a>	12639	<a href="#">252-268-272-277</a>	12735	<a href="#">282</a>	12874	<a href="#">252-272</a>
12369	<a href="#">279</a>	12433G	<a href="#">276</a>	12497	<a href="#">266</a>	12560	<a href="#">250</a>	12640	<a href="#">252-268-272-277</a>	12736	<a href="#">282</a>	12875	<a href="#">252-272</a>
12370	<a href="#">279</a>	12434	<a href="#">276</a>	12498	<a href="#">266</a>	12561	<a href="#">250</a>	12641	<a href="#">252-268-272-277</a>	12737	<a href="#">282</a>	12876	<a href="#">252-272</a>
12371	<a href="#">279</a>	12435	<a href="#">276</a>	12499	<a href="#">266</a>	12562	<a href="#">250</a>	12642	<a href="#">252-268-272-277</a>	12738	<a href="#">282</a>	12877	<a href="#">252-272</a>
12372	<a href="#">279</a>	12436	<a href="#">276</a>	12500	<a href="#">266</a>	12563	<a href="#">250</a>	12643	<a href="#">252-268-272-277</a>	12739	<a href="#">282</a>	12900	<a href="#">258-274</a>
12373	<a href="#">279</a>	12437	<a href="#">258-274</a>	12501	<a href="#">266</a>	12564	<a href="#">250</a>	12644	<a href="#">252-268-272-277</a>	12740	<a href="#">282</a>	12901	<a href="#">258-274</a>
12374	<a href="#">279</a>	12438	<a href="#">258-274</a>	12502	<a href="#">266</a>	12566	<a href="#">250</a>	12645	<a href="#">252-268-272-277</a>	12741	<a href="#">282</a>	12901A	<a href="#">259</a>
12375	<a href="#">279</a>	12439	<a href="#">258-274</a>	12503	<a href="#">266</a>	12567	<a href="#">250</a>	12646	<a href="#">252-268-272-277</a>	12742	<a href="#">282</a>	12902	<a href="#">258-274</a>
12376	<a href="#">279</a>	12440	<a href="#">258-274</a>	12504	<a href="#">266</a>	12568	<a href="#">250</a>	12647	<a href="#">252-268-272-277</a>	12743	<a href="#">282</a>	12902A	<a href="#">259</a>
12377	<a href="#">279</a>	12441	<a href="#">258-274</a>	12505	<a href="#">266</a>	12569	<a href="#">250</a>	12648	<a href="#">252-268-272-277</a>	12744	<a href="#">282</a>	12903	<a href="#">258-274</a>
12378	<a href="#">279</a>	12442	<a href="#">258-274</a>	12506	<a href="#">266</a>	12570	<a href="#">250</a>	12649	<a href="#">252-268-272-277</a>	12745	<a href="#">282</a>	12903A	<a href="#">259</a>
12379	<a href="#">279</a>	12443	<a href="#">258-274</a>	12507	<a href="#">266</a>	12571	<a href="#">250</a>	12650	<a href="#">252-268-272-277</a>	12746	<a href="#">282</a>	12904	<a href="#">250</a>
12380	<a href="#">279</a>	12444	<a href="#">258-274</a>	12508	<a href="#">266</a>	12572	<a href="#">250</a>	12651	<a href="#">252-268-272-277</a>	12747	<a href="#">282</a>	12905	<a href="#">250</a>
12381	<a href="#">279</a>	12445	<a href="#">258-274</a>	12509	<a href="#">266</a>	12572G	<a href="#">250</a>	12652	<a href="#">252-268-272-277</a>	12748	<a href="#">282</a>	12906	<a href="#">250</a>
12382	<a href="#">276</a>	12446	<a href="#">258-274</a>	12510	<a href="#">266</a>	12573	<a href="#">250</a>	12653	<a href="#">252-268-272-277</a>	12749	<a href="#">282</a>	12906A	<a href="#">254</a>
12383	<a href="#">276</a>	12447	<a href="#">258-274</a>	12511	<a href="#">266</a>	12574	<a href="#">250</a>	12654	<a href="#">252-268-272-277</a>	12750	<a href="#">282</a>	12907	<a href="#">250</a>
12384	<a href="#">276</a>	12448	<a href="#">258-274</a>	12512	<a href="#">266</a>	12575	<a href="#">250</a>	12655	<a href="#">252-268-272-277</a>	12751	<a href="#">282</a>	12907A	<a href="#">254</a>
12385	<a href="#">276</a>	12449	<a href="#">258-274</a>	12513	<a href="#">266</a>	12576	<a href="#">250</a>	12656	<a href="#">252-268-272-277</a>	12752	<a href="#">282</a>	12908	<a href="#">250</a>
12386	<a href="#">276</a>	12449G	<a href="#">258-274</a>	12514	<a href="#">266</a>	12576G	<a href="#">250</a>	12657	<a href="#">252-268-272-277</a>	12753	<a href="#">282</a>	12908A	<a href="#">254</a>
12387	<a href="#">276</a>	12450	<a href="#">258-274</a>	12515	<a href="#">266</a>	12577	<a href="#">250</a>	12660	<a href="#">271</a>	12754	<a href="#">282</a>	12910	<a href="#">276</a>
12388	<a href="#">276</a>	12451	<a href="#">258-274</a>	12516	<a href="#">266</a>	12578	<a href="#">250</a>	12661	<a href="#">271</a>	12755	<a href="#">282</a>	12911	<a href="#">276</a>
12389	<a href="#">276</a>	12452	<a href="#">258-274</a>	12517	<a href="#">266</a>	12579	<a href="#">250</a>	12662	<a href="#">271</a>	12756	<a href="#">282</a>	12912	<a href="#">276</a>
12390	<a href="#">276</a>	12453	<a href="#">258-274</a>	12518	<a href="#">266</a>	12580	<a href="#">250</a>	12663	<a href="#">271</a>	12757	<a href="#">282</a>	12913	<a href="#">276</a>
12391	<a href="#">276</a>	12453G	<a href="#">258-274</a>	12519	<a href="#">266</a>	12580G	<a href="#">250</a>	12664	<a href="#">271</a>	12758	<a href="#">282</a>	12914	<a href="#">279</a>
12392	<a href="#">276</a>	12454	<a href="#">258-274</a>	12520	<a href="#">266</a>	12581	<a href="#">250</a>	12665	<a href="#">271</a>	12759	<a href="#">282</a>	12915	<a href="#">279</a>
12393	<a href="#">276</a>	12455	<a href="#">258-274</a>	12521	<a href="#">266</a>	12582	<a href="#">250</a>	12666	<a href="#">272</a>	12772	<a href="#">303</a>	12916	<a href="#">279</a>
12394	<a href="#">276</a>	12456	<a href="#">258-274</a>	12522	<a href="#">266</a>	12583	<a href="#">250</a>	12667	<a href="#">271</a>	12772G	<a href="#">303</a>	12917	<a href="#">279</a>
12395	<a href="#">276</a>	12457	<a href="#">258-274</a>	12523	<a href="#">266</a>	12584	<a href="#">250</a>	12668	<a href="#">271</a>	12773	<a href="#">303</a>	12920	<a href="#">270</a>
12396	<a href="#">276</a>	12457G	<a href="#">258-274</a>	12524	<a href="#">266</a>	12584G	<a href="#">250</a>	12669	<a href="#">271</a>	12774	<a href="#">303</a>	12921	<a href="#">270</a>
12397	<a href="#">276</a>	12458	<a href="#">258-274</a>	12525	<a href="#">250</a>	12585	<a href="#">250</a>	12670	<a href="#">271</a>	12775	<a href="#">303</a>	12922	<a href="#">270</a>
12398	<a href="#">276</a>	12459	<a href="#">258-274</a>	12526	<a href="#">250</a>	12586	<a href="#">250</a>	12671	<a href="#">271</a>	12776	<a href="#">303</a>	12923	<a href="#">270</a>
12399	<a href="#">276</a>	12460	<a href="#">258-274</a>	12527	<a href="#">250</a>	12587	<a href="#">250</a>	12672	<a href="#">271</a>	12777	<a href="#">305</a>	12924	<a href="#">270</a>
12400	<a href="#">277</a>	12461	<a href="#">258-274</a>	12528	<a href="#">250</a>	12588	<a href="#">250</a>	12673	<a href="#">271</a>	12778	<a href="#">305</a>	12925	<a href="#">270</a>
12401	<a href="#">277</a>	12461G	<a href="#">258-274</a>	12529	<a href="#">250</a>	12588G	<a href="#">250</a>	12674	<a href="#">271</a>	12779	<a href="#">305</a>	12926	<a href="#">270</a>
12402	<a href="#">277</a>	12462	<a href="#">258-274</a>	12530	<a href="#">250</a>	12589	<a href="#">250</a>	12675	<a href="#">271</a>	12780	<a href="#">305</a>	12927	<a href="#">270</a>
12403	<a href="#">277</a>	12463	<a href="#">258-274</a>	12538	<a href="#">250</a>	12590	<a href="#">250</a>	12676	<a href="#">253-273</a>	12781L	<a href="#">303</a>	12928	<a href="#">270</a>
12404	<a href="#">277</a>	12464	<a href="#">258-274</a>	12539	<a href="#">250</a>	12591	<a href="#">250</a>	12677	<a href="#">253-273</a>	12782L	<a href="#">303</a>	12929	<a href="#">270</a>
12405	<a href="#">277</a>	12465	<a href="#">266</a>	12540	<a href="#">250</a>	12608	<a href="#">252-268-272</a>	12678	<a href="#">253-273</a>	12783	<a href="#">309</a>	12930	<a href="#">270</a>
12406	<a href="#">277</a>	12466	<a href="#">266</a>	12540A	<a href="#">254</a>	12609	<a href="#">268-272</a>	12679	<a href="#">253-273</a>	12784	<a href="#">309</a>	12931	<a href="#">270</a>
12407	<a href="#">276</a>	12467	<a href="#">266</a>	12541	<a href="#">250</a>	12610	<a href="#">252-268-272</a>	12680	<a href="#">269-278</a>	12785	<a href="#">302</a>	12932	<a href="#">270</a>
12408	<a href="#">276</a>	12468	<a href="#">266</a>	12541A	<a href="#">254</a>	12611	<a href="#">252-268-272</a>	12681	<a href="#">269-278</a>	12786	<a href="#">282</a>	12933	<a href="#">270</a>
12409	<a href="#">276</a>	12469	<a href="#">266</a>	12542	<a href="#">250</a>	12612	<a href="#">252-268-272</a>	12682	<a href="#">269-278</a>	12787	<a href="#">304</a>	12934	<a href="#">270</a>
12410	<a href="#">276</a>	12470	<a href="#">266</a>	12542A	<a href="#">254</a>	12613	<a href="#">252-268-272-277</a>	12683	<a href="#">269-278</a>	12788	<a href="#">304</a>	12935	<a href="#">270</a>
12411	<a href="#">276</a>	12471	<a href="#">266</a>	12543	<a href="#">250</a>	12614	<a href="#">252-268-272-277</a>	12684	<a href="#">269-278</a>	12789	<a href="#">302</a>	12936	<a href="#">270</a>
12412	<a href="#">276</a>	12472	<a href="#">266</a>	12543A	<a href="#">254</a>	12615	<a href="#">252-268-272-277</a>	12685	<a href="#">269-278</a>	12790B	<a href="#">254-259-263</a>	12937	<a href="#">270</a>
12413	<a href="#">276</a>	12473	<a href="#">266</a>	12544	<a href="#">250</a>	12616	<a href="#">252-268-272-277</a>	12686	<a href="#">269-278</a>	12790N	<a href="#">254-259-263</a>	12938	<a href="#">270</a>
12414	<a href="#">276</a>	12474	<a href="#">266</a>	12544A	<a href="#">254</a>	12617	<a href="#">252-268-272-277</a>	12687	<a href="#">269-278</a>	12791B	<a href="#">254-259-263</a>	12939	<a href="#">270</a>
12415	<a href="#">276</a>	12475	<a href="#">266</a>	12545	<a href="#">250</a>	12618	<a href="#">252-268-272-277</a>	12688	<a href="#">269-278</a>	12791N	<a href="#">254-259-263</a>	12940	<a href="#">270</a>
12416	<a href="#">276</a>	12476	<a href="#">266</a>	12545A	<a href="#">254</a>	12619	<a href="#">252-268-272-277</a>	12689	<a href="#">269-278</a>	12792B	<a href="#">254-259-263</a>	12941	<a href="#">270</a>
12417	<a href="#">276</a>	12477	<a href="#">266</a>	12546	<a href="#">250</a>	12620	<a href="#">252-268-272-277</a>	12690	<a href="#">269-278</a>	12792N	<a href="#">254-259-263</a>	12942	<a href="#">270</a>
12418	<a href="#">276</a>	12478	<a href="#">266</a>	12546A	<a href="#">254</a>	12621	<a href="#">252-268-272-277</a>	12691	<a href="#">269-278</a>	12800	<a href="#">282</a>	12943	<a href="#">270</a>
12419	<a href="#">276</a>	12479	<a href="#">266</a>	12547	<a href="#">250</a>	12622	<a href="#">252-268-272-277</a>	12692	<a href="#">269-278</a>	12801	<a href="#">282</a>	12944	<a href="#">270</a>
12420	<a href="#">276</a>	12480	<a href="#">266</a>	12547A	<a href="#">254</a>	12623	<a href="#">252-268-272-277</a>	12693	<a href="#">269-278</a>	12802	<a href="#">302</a>	12945	<a href="#">270</a>
12421	<a href="#">276</a>	12481	<a href="#">266</a>	12548	<a href="#">250</a>	12624	<a href="#">252-268-272-277</a>	12694	<a href="#">269-278</a>	12805	<a href="#">306</a>	12946	<a href="#">270</a>
12421G	<a href="#">276</a>	12482	<a href="#">266</a>	12548A	<a href="#">254</a>	12625	<a href="#">252-268-272-277</a>	12695	<a href="#">269-278</a>	12807	<a href="#">306</a>	12947	<a href="#">270</a>
12422	<a href="#">276</a>	12483	<a href="#">266</a>	12549	<a href="#">250</a>	12626	<a href="#">252-268-272-277</a>	12711	<a href="#">277</a>	12809	<a href="#">308</a>	12948	<a href="#">270</a>
12423	<a href="#">276</a>	12484	<a href="#">266</a>	12549A	<a href="#">254</a>	12627	<a href="#">252-268-272-277</a>	12721	<a href="#">282</a>	12811	<a href="#">308</a>	12949	<a href="#">270</a>
12424	<a href="#">276</a>	12485	<a href="#">266</a>	12550	<a href="#">250</a>	12628	<a href="#">252-268-272-277</a>	12723	<a href="#">307</a>	12813	<a href="#">304</a>	12950	<a href="#">270</a>
12425	<a href="#">276</a>	12486	<a href="#">266</a>	12550A	<a href="#">254</a>	12629	<a href="#">252-268-272-277</a>	12724	<a href="#">282</a>	12814	<a href="#">304</a>		

# INDEX

Code	Page	Code	Page	Code	Page	Code	Page	Code	Page	Code	Page		
12952	<a href="#">270</a>	19117	<a href="#">240</a>	19186	<a href="#">232</a>	19254	<a href="#">236</a>	19323	<a href="#">233</a>	19433	<a href="#">244</a>	19907	<a href="#">233</a>
12953	<a href="#">270</a>	19118	<a href="#">240</a>	19187	<a href="#">232</a>	19255	<a href="#">236</a>	19324	<a href="#">233</a>	19435	<a href="#">244</a>	19908	<a href="#">233</a>
12954	<a href="#">270</a>	19120	<a href="#">232</a>	19188	<a href="#">232</a>	19256	<a href="#">236</a>	19325	<a href="#">233</a>	19436	<a href="#">244</a>	19909	<a href="#">233</a>
12955	<a href="#">270</a>	19121	<a href="#">232</a>	19189	<a href="#">234</a>	19257	<a href="#">236</a>	19326	<a href="#">233</a>	19437	<a href="#">244</a>	19910	<a href="#">233</a>
12956	<a href="#">270</a>	19122	<a href="#">232</a>	19190	<a href="#">234</a>	19258	<a href="#">236</a>	19327	<a href="#">233</a>	19438	<a href="#">244</a>	19911	<a href="#">233</a>
12957	<a href="#">270</a>	19123	<a href="#">232</a>	19191	<a href="#">234</a>	19259	<a href="#">236</a>	19329	<a href="#">233</a>	19439	<a href="#">244</a>	19912	<a href="#">233</a>
12958	<a href="#">270</a>	19124	<a href="#">232</a>	19192	<a href="#">234</a>	19260	<a href="#">236</a>	19330	<a href="#">233</a>	19440	<a href="#">245</a>	19914	<a href="#">233</a>
12959	<a href="#">270</a>	19125	<a href="#">232</a>	19193	<a href="#">234</a>	19261	<a href="#">236</a>	19331	<a href="#">233</a>	19441	<a href="#">245</a>	19915	<a href="#">233</a>
12960	<a href="#">270</a>	19126	<a href="#">232</a>	19194	<a href="#">234</a>	19262	<a href="#">236</a>	19332	<a href="#">233</a>	19442	<a href="#">245</a>	19916	<a href="#">233</a>
12961	<a href="#">270</a>	19127	<a href="#">232</a>	19195	<a href="#">234</a>	19263	<a href="#">236</a>	19333	<a href="#">233</a>	19445	<a href="#">232</a>	19917	<a href="#">233</a>
12962	<a href="#">270</a>	19128	<a href="#">232</a>	19196	<a href="#">234</a>	19264	<a href="#">236</a>	19334	<a href="#">233</a>	19446	<a href="#">232</a>	19918	<a href="#">233</a>
12963	<a href="#">270</a>	19129	<a href="#">232</a>	19197	<a href="#">234</a>	19265	<a href="#">236</a>	19335	<a href="#">233</a>	19447	<a href="#">232</a>	19919	<a href="#">233</a>
12964	<a href="#">270</a>	19130	<a href="#">232</a>	19198	<a href="#">234</a>	19266	<a href="#">236</a>	19336	<a href="#">233</a>	19448	<a href="#">232</a>	19920	<a href="#">233</a>
12965	<a href="#">266</a>	19131	<a href="#">232</a>	19199	<a href="#">234</a>	19267	<a href="#">236</a>	19337	<a href="#">233</a>	19449	<a href="#">232</a>	19921	<a href="#">233</a>
12966	<a href="#">266</a>	19132	<a href="#">232</a>	19200	<a href="#">234</a>	19268	<a href="#">236</a>	19338	<a href="#">233</a>	19450T	<a href="#">232</a>	19922	<a href="#">233</a>
12967	<a href="#">266</a>	19133	<a href="#">232</a>	19201	<a href="#">234</a>	19269	<a href="#">236</a>	19339	<a href="#">233</a>	19451T	<a href="#">232</a>	19923	<a href="#">233</a>
12968	<a href="#">266</a>	19134	<a href="#">232</a>	19202	<a href="#">234</a>	19270	<a href="#">236</a>	19340	<a href="#">233</a>	19452T	<a href="#">232</a>	19924	<a href="#">233</a>
12969	<a href="#">266</a>	19135	<a href="#">232</a>	19203	<a href="#">234</a>	19271	<a href="#">236</a>	19341	<a href="#">233</a>	19453	<a href="#">232</a>	19925	<a href="#">233</a>
12970V	<a href="#">283</a>	19136	<a href="#">232</a>	19204	<a href="#">234</a>	19272	<a href="#">236</a>	19342	<a href="#">233</a>	19454	<a href="#">232</a>	19926	<a href="#">233</a>
12971V	<a href="#">283</a>	19137	<a href="#">232</a>	19205	<a href="#">234</a>	19274	<a href="#">233</a>	19343	<a href="#">233</a>	19455	<a href="#">232</a>	19927	<a href="#">233</a>
12972V	<a href="#">283</a>	19138	<a href="#">232</a>	19206	<a href="#">234</a>	19275	<a href="#">233</a>	19350	<a href="#">241</a>	19456	<a href="#">232</a>	19928	<a href="#">233</a>
12973V	<a href="#">283</a>	19139	<a href="#">232</a>	19207	<a href="#">234</a>	19276	<a href="#">233</a>	19351	<a href="#">241</a>	19457	<a href="#">232</a>	19929	<a href="#">233</a>
12980	<a href="#">260</a>	19140	<a href="#">232</a>	19208	<a href="#">234</a>	19277	<a href="#">233</a>	19352	<a href="#">241</a>	19458	<a href="#">232</a>	19930	<a href="#">233</a>
12981	<a href="#">260</a>	19141	<a href="#">232</a>	19209	<a href="#">234</a>	19278	<a href="#">233</a>	19353	<a href="#">242</a>	19459	<a href="#">232</a>	19931	<a href="#">233</a>
12982	<a href="#">260</a>	19142	<a href="#">232</a>	19210	<a href="#">234</a>	19279	<a href="#">233</a>	19354	<a href="#">242</a>	19460T	<a href="#">232</a>	19932	<a href="#">233</a>
12983	<a href="#">260</a>	19143	<a href="#">232</a>	19211	<a href="#">234</a>	19280	<a href="#">233</a>	19355	<a href="#">242</a>	19465	<a href="#">232</a>	19933	<a href="#">233</a>
12984	<a href="#">260</a>	19144	<a href="#">232</a>	19212	<a href="#">234</a>	19281	<a href="#">233</a>	19358	<a href="#">242</a>	19466	<a href="#">232</a>	19934	<a href="#">233</a>
12985	<a href="#">260</a>	19145	<a href="#">232</a>	19213	<a href="#">234</a>	19282	<a href="#">233</a>	19359	<a href="#">242</a>	19467	<a href="#">232</a>	19935	<a href="#">233</a>
12986	<a href="#">260</a>	19146	<a href="#">232</a>	19214	<a href="#">234</a>	19283	<a href="#">233</a>	19360	<a href="#">242</a>	19468	<a href="#">232</a>	19936	<a href="#">233</a>
12987	<a href="#">260</a>	19147	<a href="#">232</a>	19215	<a href="#">234</a>	19284	<a href="#">233</a>	19361	<a href="#">242</a>	19469	<a href="#">232</a>	19937	<a href="#">233</a>
12988	<a href="#">260</a>	19148	<a href="#">232</a>	19216	<a href="#">234</a>	19285	<a href="#">233</a>	19362	<a href="#">242</a>	19470	<a href="#">232</a>	19938	<a href="#">233</a>
12989	<a href="#">260</a>	19149	<a href="#">232</a>	19217	<a href="#">236</a>	19286	<a href="#">233</a>	19363	<a href="#">242</a>	19471	<a href="#">232</a>	19939	<a href="#">233</a>
12990	<a href="#">260</a>	19150	<a href="#">232</a>	19218	<a href="#">236</a>	19287	<a href="#">233</a>	19370	<a href="#">241</a>	19472	<a href="#">232</a>	19940	<a href="#">233</a>
12991	<a href="#">260</a>	19151	<a href="#">232</a>	19219	<a href="#">236</a>	19288	<a href="#">233</a>	19371	<a href="#">241-244</a>	19473	<a href="#">232</a>	19941	<a href="#">233</a>
12992	<a href="#">260</a>	19152	<a href="#">232</a>	19220	<a href="#">236</a>	19289	<a href="#">233</a>	19372	<a href="#">241</a>	19474	<a href="#">232</a>	19942	<a href="#">233</a>
12993	<a href="#">260</a>	19153	<a href="#">232</a>	19221	<a href="#">236</a>	19290	<a href="#">233</a>	19373	<a href="#">241-242-244</a>	19475	<a href="#">232</a>	19943	<a href="#">233</a>
12994	<a href="#">260</a>	19154	<a href="#">232</a>	19222	<a href="#">236</a>	19291	<a href="#">233</a>	19374	<a href="#">241</a>	19476	<a href="#">232</a>	19944	<a href="#">233</a>
12995	<a href="#">260</a>	19155	<a href="#">232</a>	19223	<a href="#">236</a>	19292	<a href="#">233</a>	19375	<a href="#">241-242</a>	19477	<a href="#">232</a>	19945	<a href="#">233</a>
12996	<a href="#">260</a>	19156	<a href="#">232</a>	19224	<a href="#">236</a>	19293	<a href="#">233</a>	19381	<a href="#">247</a>	19478	<a href="#">232</a>	19946	<a href="#">233</a>
12997	<a href="#">260</a>	19157	<a href="#">232</a>	19225	<a href="#">236</a>	19294	<a href="#">233</a>	19386	<a href="#">246</a>	19479	<a href="#">232</a>	19950	<a href="#">234</a>
12998	<a href="#">260</a>	19158	<a href="#">232</a>	19226	<a href="#">236</a>	19295	<a href="#">233</a>	19390	<a href="#">239</a>	19480	<a href="#">232</a>	19951	<a href="#">234</a>
12999	<a href="#">260</a>	19159	<a href="#">232</a>	19227	<a href="#">236</a>	19296	<a href="#">233</a>	19391	<a href="#">239</a>	19481	<a href="#">232</a>	19952	<a href="#">234</a>
14143	<a href="#">114</a>	19160	<a href="#">232</a>	19228	<a href="#">236</a>	19297	<a href="#">233</a>	19396	<a href="#">238</a>	19482	<a href="#">232</a>	19953	<a href="#">234</a>
14144	<a href="#">114</a>	19161	<a href="#">232</a>	19229	<a href="#">236</a>	19298	<a href="#">233</a>	19396L	<a href="#">238</a>	19483	<a href="#">232</a>	19954	<a href="#">234</a>
14145	<a href="#">114</a>	19162	<a href="#">232</a>	19230	<a href="#">236</a>	19299	<a href="#">233</a>	19397	<a href="#">238</a>	19484	<a href="#">232</a>	19955	<a href="#">234</a>
19015	<a href="#">233</a>	19163	<a href="#">232</a>	19231	<a href="#">236</a>	19300	<a href="#">233</a>	19397L	<a href="#">238</a>	19485	<a href="#">232</a>	19956	<a href="#">234</a>
19016	<a href="#">233</a>	19164	<a href="#">232</a>	19232	<a href="#">236</a>	19301	<a href="#">233</a>	19400	<a href="#">243</a>	19486	<a href="#">232</a>	19957	<a href="#">234</a>
19017	<a href="#">232</a>	19165	<a href="#">232</a>	19233	<a href="#">236</a>	19302	<a href="#">233</a>	19401	<a href="#">243</a>	19487	<a href="#">232</a>	19958	<a href="#">234</a>
19018	<a href="#">232</a>	19166	<a href="#">232</a>	19234	<a href="#">236</a>	19303	<a href="#">233</a>	19402	<a href="#">243</a>	19488	<a href="#">232</a>	19959	<a href="#">234</a>
19101	<a href="#">238</a>	19167	<a href="#">232</a>	19235	<a href="#">236</a>	19304	<a href="#">233</a>	19403	<a href="#">243</a>	19489	<a href="#">232</a>	19960	<a href="#">234</a>
19102	<a href="#">234</a>	19168	<a href="#">232</a>	19236	<a href="#">236</a>	19305	<a href="#">233</a>	19404	<a href="#">243</a>	19490	<a href="#">232</a>	19961	<a href="#">234</a>
19103	<a href="#">234</a>	19169	<a href="#">232</a>	19237	<a href="#">236</a>	19306	<a href="#">233</a>	19405	<a href="#">243</a>	19491	<a href="#">232</a>	19962	<a href="#">234</a>
19104	<a href="#">234</a>	19170	<a href="#">232</a>	19238	<a href="#">236</a>	19307	<a href="#">233</a>	19406	<a href="#">243</a>	19492	<a href="#">232</a>	19963	<a href="#">234</a>
19105	<a href="#">234</a>	19171	<a href="#">232</a>	19239	<a href="#">236</a>	19308	<a href="#">233</a>	19410	<a href="#">245</a>	19493	<a href="#">232</a>	19964	<a href="#">234</a>
19106	<a href="#">237</a>	19172	<a href="#">232</a>	19240	<a href="#">236</a>	19309	<a href="#">233</a>	19411	<a href="#">245</a>	19494	<a href="#">232</a>	19965	<a href="#">234</a>
12106B	<a href="#">237</a>	19173	<a href="#">232</a>	19241	<a href="#">236</a>	19310	<a href="#">233</a>	19412	<a href="#">246</a>	19495	<a href="#">232</a>	19966	<a href="#">234</a>
19107	<a href="#">237</a>	19174	<a href="#">232</a>	19242	<a href="#">236</a>	19311	<a href="#">233</a>	19420	<a href="#">247</a>	19496	<a href="#">232</a>	19967	<a href="#">234</a>
19107B	<a href="#">237</a>	19175	<a href="#">232</a>	19243	<a href="#">236</a>	19312	<a href="#">233</a>	19421	<a href="#">247</a>	19497	<a href="#">232</a>	19968	<a href="#">234</a>
19108	<a href="#">237</a>	19176	<a href="#">232</a>	19244	<a href="#">236</a>	19313	<a href="#">233</a>	19422	<a href="#">248</a>	19896	<a href="#">233</a>	19969	<a href="#">234</a>
19108B	<a href="#">237</a>	19177	<a href="#">232</a>	19245	<a href="#">236</a>	19314	<a href="#">233</a>	19423	<a href="#">248</a>	19897	<a href="#">233</a>	19970	<a href="#">234</a>
19109	<a href="#">237</a>	19178	<a href="#">232</a>	19246	<a href="#">236</a>	19315	<a href="#">233</a>	19424	<a href="#">243</a>	19898	<a href="#">233</a>	19971	<a href="#">234</a>
19109B	<a href="#">237</a>	19179	<a href="#">232</a>	19247	<a href="#">236</a>	19316	<a href="#">233</a>	19425	<a href="#">243</a>	19899	<a href="#">233</a>	19972	<a href="#">234</a>
19110	<a href="#">238</a>	19180	<a href="#">232</a>	19248	<a href="#">236</a>	19317	<a href="#">233</a>	19426	<a href="#">243</a>	19901	<a href="#">233</a>	19973	<a href="#">234</a>
19111	<a href="#">238</a>	19181	<a href="#">232</a>	19249	<a href="#">236</a>	19318	<a href="#">233</a>	19427	<a href="#">243</a>	19902	<a href="#">233</a>	19974	<a href="#">234</a>
19113	<a href="#">239</a>	19182	<a href="#">232</a>	19250	<a href="#">236</a>	19319	<a href="#">233</a>	19428	<a href="#">244</a>	19903	<a href="#">233</a>	19975	<a href="#">234</a>
19114	<a href="#">239</a>	19183	<a href="#">232</a>	19251	<a href="#">236</a>	19320	<a href="#">233</a>	19429	<a href="#">244</a>	19904	<a href="#">233</a>	19976	<a href="#">234</a>
19115	<a href="#">240</a>	19184	<a href="#">232</a>	19252	<a href="#">236</a>	19321	<a href="#">233</a>	19430	<a href="#">244</a>	19905	<a href="#">233</a>	19977	<a href="#">234</a>
19116	<a href="#">240</a>	19185	<a href="#">232</a>	19253	<a href="#">236</a>	19322	<a href="#">233</a>	19431	<a href="#">244</a>	19906	<a href="#">233</a>	19978	<a href="#">234</a>

# INDEX

Code	Page	Code	Page	Code	Page	Code	Page	Code	Page	Code	Page
19979	<a href="#">234</a>	25123	<a href="#">120</a>	25311	<a href="#">122</a>	25420	<a href="#">125</a>	25528J	<a href="#">131</a>	25716J	<a href="#">135</a>
19980	<a href="#">234</a>	25124	<a href="#">120</a>	25312	<a href="#">122</a>	25420SX	<a href="#">126</a>	25529J	<a href="#">131</a>	25717J	<a href="#">131</a>
19981	<a href="#">234</a>	25125	<a href="#">120</a>	25313	<a href="#">122</a>	25421	<a href="#">125</a>	25530J	<a href="#">131</a>	25718J	<a href="#">131</a>
19982	<a href="#">234</a>	25126	<a href="#">120</a>	25314	<a href="#">122</a>	25421SX	<a href="#">126</a>	25531J	<a href="#">129</a>	25719J	<a href="#">131</a>
19983	<a href="#">234</a>	25127	<a href="#">120</a>	25315	<a href="#">122</a>	25422	<a href="#">125</a>	25532J	<a href="#">129</a>	25720J	<a href="#">131</a>
19984	<a href="#">234</a>	25128	<a href="#">120</a>	25316	<a href="#">122</a>	25422SX	<a href="#">126</a>	25533J	<a href="#">129</a>	25721J	<a href="#">131</a>
19985	<a href="#">234</a>	25129	<a href="#">120</a>	25317	<a href="#">122</a>	25423	<a href="#">125</a>	25534J	<a href="#">129</a>	25722J	<a href="#">131</a>
19986	<a href="#">234</a>	25130	<a href="#">120</a>	25318	<a href="#">122</a>	25423SX	<a href="#">126</a>	25535J	<a href="#">129</a>	25723J	<a href="#">131</a>
19987	<a href="#">234</a>	25131	<a href="#">120</a>	25319	<a href="#">122</a>	25424	<a href="#">125</a>	25536J	<a href="#">129</a>	25724J	<a href="#">131</a>
19988	<a href="#">234</a>	25132	<a href="#">120</a>	25320	<a href="#">122</a>	25424SX	<a href="#">126</a>	25537J	<a href="#">129</a>	25725J	<a href="#">131</a>
19989	<a href="#">234</a>	25133	<a href="#">120</a>	25321	<a href="#">122</a>	25425	<a href="#">125</a>	25538J	<a href="#">129</a>	25726J	<a href="#">131</a>
25000	<a href="#">118</a>	25134	<a href="#">120</a>	25322	<a href="#">122</a>	25425SX	<a href="#">126</a>	25539J	<a href="#">129</a>	25727J	<a href="#">131</a>
25000XPG	<a href="#">118</a>	25135	<a href="#">120</a>	25323	<a href="#">122</a>	25426	<a href="#">125</a>	25600J	<a href="#">130</a>	25728J	<a href="#">131</a>
25001	<a href="#">118</a>	25136	<a href="#">120</a>	25324	<a href="#">122</a>	25426SX	<a href="#">126</a>	25601J	<a href="#">130</a>	25729J	<a href="#">131</a>
25001XPG	<a href="#">118</a>	25137	<a href="#">120</a>	25325	<a href="#">122</a>	25427	<a href="#">125</a>	25602J	<a href="#">130</a>	25730J	<a href="#">131</a>
25002	<a href="#">119</a>	25138	<a href="#">120</a>	25326	<a href="#">122</a>	25427SX	<a href="#">126</a>	25603J	<a href="#">130</a>	25731J	<a href="#">131</a>
25002XPG	<a href="#">119</a>	25139	<a href="#">120</a>	25327	<a href="#">122</a>	25428	<a href="#">125</a>	25604J	<a href="#">130</a>	25732J	<a href="#">131</a>
25010J	<a href="#">127</a>	25200	<a href="#">121</a>	25328	<a href="#">122</a>	25428SX	<a href="#">126</a>	25605J	<a href="#">130</a>	25733J	<a href="#">131</a>
25010J-XPG	<a href="#">127</a>	25201	<a href="#">121</a>	25329	<a href="#">122</a>	25429	<a href="#">125</a>	25606J	<a href="#">130</a>	25734J	<a href="#">131</a>
25011J	<a href="#">127</a>	25202	<a href="#">121</a>	25330	<a href="#">122</a>	25429SX	<a href="#">126</a>	25607J	<a href="#">130</a>	25735J	<a href="#">131</a>
25011J-XPG	<a href="#">127</a>	25203	<a href="#">121</a>	25331	<a href="#">122</a>	25430	<a href="#">125</a>	25608J	<a href="#">130</a>	25736J	<a href="#">131</a>
25012J	<a href="#">128</a>	25204	<a href="#">121</a>	25332	<a href="#">122</a>	25430SX	<a href="#">126</a>	25609J	<a href="#">130</a>	25737J	<a href="#">131</a>
25012J-XPG	<a href="#">128</a>	25205	<a href="#">121</a>	25333	<a href="#">122</a>	25431	<a href="#">125</a>	25610J	<a href="#">130</a>	25738J	<a href="#">131</a>
25020	<a href="#">150</a>	25206	<a href="#">121</a>	25334	<a href="#">122</a>	25431SX	<a href="#">126</a>	25611J	<a href="#">130</a>	25739J	<a href="#">131</a>
25020XPG	<a href="#">150</a>	25207	<a href="#">121</a>	25335	<a href="#">122</a>	25432SX	<a href="#">126</a>	25612J	<a href="#">130</a>	25800J	<a href="#">134-135</a>
25021	<a href="#">150</a>	25208	<a href="#">121</a>	25336	<a href="#">122</a>	25432	<a href="#">125</a>	25613J	<a href="#">130</a>	25801J	<a href="#">134</a>
25021XPG	<a href="#">150</a>	25209	<a href="#">121</a>	25337	<a href="#">122</a>	25433	<a href="#">125</a>	25614J	<a href="#">130</a>	25801J-SX	<a href="#">135</a>
25022	<a href="#">151</a>	25210	<a href="#">121</a>	25338	<a href="#">122</a>	25433SX	<a href="#">126</a>	25615J	<a href="#">130</a>	25802J	<a href="#">134</a>
25022XPG	<a href="#">151</a>	25211	<a href="#">121</a>	25339	<a href="#">122</a>	25434	<a href="#">125</a>	25616J	<a href="#">130</a>	25802J-SX	<a href="#">135</a>
25040H	<a href="#">92</a>	25212	<a href="#">121</a>	25400	<a href="#">125-126</a>	25434SX	<a href="#">126</a>	25617J	<a href="#">130</a>	25803J	<a href="#">134</a>
25040H-XPG	<a href="#">92</a>	25213	<a href="#">121</a>	25401	<a href="#">125</a>	25435	<a href="#">125</a>	25618J	<a href="#">130</a>	25803J-SX	<a href="#">135</a>
25041H	<a href="#">92</a>	25214	<a href="#">121</a>	25401SX	<a href="#">126</a>	25435SX	<a href="#">126</a>	25619J	<a href="#">130</a>	25804J	<a href="#">134</a>
25041H-XPG	<a href="#">92</a>	25215	<a href="#">121</a>	25402	<a href="#">125</a>	25436	<a href="#">125</a>	25620J	<a href="#">130</a>	25804J-SX	<a href="#">135</a>
25042H	<a href="#">93</a>	25216	<a href="#">121</a>	25402SX	<a href="#">126</a>	25436SX	<a href="#">126</a>	25621J	<a href="#">130</a>	25805J	<a href="#">134</a>
25042H-XPG	<a href="#">93</a>	25217	<a href="#">121</a>	25403	<a href="#">125</a>	25437	<a href="#">125</a>	25622J	<a href="#">130</a>	25805J-SX	<a href="#">135</a>
25052H	<a href="#">90</a>	25218	<a href="#">121</a>	25403SX	<a href="#">126</a>	25437SX	<a href="#">126</a>	25623J	<a href="#">130</a>	25806J	<a href="#">134</a>
25052H-VG	<a href="#">91</a>	25219	<a href="#">121</a>	25404	<a href="#">125</a>	25438	<a href="#">125</a>	25624J	<a href="#">130</a>	25806J-SX	<a href="#">135</a>
25052H-XPG	<a href="#">90</a>	25220	<a href="#">121</a>	25404SX	<a href="#">126</a>	25438SX	<a href="#">126</a>	25625J	<a href="#">130</a>	25807J	<a href="#">134</a>
25053H	<a href="#">90</a>	25221	<a href="#">121</a>	25405	<a href="#">125</a>	25439	<a href="#">125</a>	25626J	<a href="#">130</a>	25807J-SX	<a href="#">135</a>
25053H-XPG	<a href="#">90</a>	25222	<a href="#">121</a>	25405SX	<a href="#">126</a>	25439SX	<a href="#">126</a>	25627J	<a href="#">130</a>	25808J	<a href="#">134</a>
25054H	<a href="#">90</a>	25223	<a href="#">121</a>	25406	<a href="#">125</a>	25500J	<a href="#">129</a>	25628J	<a href="#">130</a>	25808J-SX	<a href="#">135</a>
25054H-VG	<a href="#">91</a>	25224	<a href="#">121</a>	25406SX	<a href="#">126</a>	25501J	<a href="#">129</a>	25629J	<a href="#">130</a>	25809J	<a href="#">134</a>
25054H-XPG	<a href="#">90</a>	25225	<a href="#">121</a>	25407	<a href="#">125</a>	25502J	<a href="#">129</a>	25630J	<a href="#">130</a>	25809J-SX	<a href="#">135</a>
25055H	<a href="#">90</a>	25226	<a href="#">121</a>	25407SX	<a href="#">126</a>	25503J	<a href="#">129</a>	25631J	<a href="#">130</a>	25810J	<a href="#">134</a>
25055H-XPG	<a href="#">90</a>	25227	<a href="#">121</a>	25408	<a href="#">125</a>	25504J	<a href="#">129</a>	25632J	<a href="#">130</a>	25810J-SX	<a href="#">135</a>
25100	<a href="#">120</a>	25228	<a href="#">121</a>	25408SX	<a href="#">126</a>	25505J	<a href="#">129</a>	25633J	<a href="#">130</a>	25811J	<a href="#">134</a>
25101	<a href="#">120</a>	25229	<a href="#">121</a>	25409	<a href="#">125</a>	25506J	<a href="#">129</a>	25634J	<a href="#">130</a>	25811J-SX	<a href="#">135</a>
25102	<a href="#">120</a>	25230	<a href="#">121</a>	25409SX	<a href="#">126</a>	25507J	<a href="#">129</a>	25635J	<a href="#">130</a>	25812J	<a href="#">134</a>
25103	<a href="#">120</a>	25231	<a href="#">121</a>	25410	<a href="#">125</a>	25508J	<a href="#">129</a>	25636J	<a href="#">130</a>	25812J-SX	<a href="#">135</a>
25104	<a href="#">120</a>	25232	<a href="#">121</a>	25410SX	<a href="#">126</a>	25509J	<a href="#">129</a>	25637J	<a href="#">130</a>	25813J	<a href="#">134</a>
25105	<a href="#">120</a>	25233	<a href="#">121</a>	25411	<a href="#">125</a>	25510J	<a href="#">129</a>	25638J	<a href="#">130</a>	25813J-SX	<a href="#">135</a>
25106	<a href="#">120</a>	25234	<a href="#">121</a>	25411SX	<a href="#">126</a>	25511J	<a href="#">129</a>	25639J	<a href="#">130</a>	25814J	<a href="#">134</a>
25107	<a href="#">120</a>	25235	<a href="#">121</a>	25412	<a href="#">125</a>	25512J	<a href="#">129</a>	25700J	<a href="#">131</a>	25814J-SX	<a href="#">135</a>
25108	<a href="#">120</a>	25236	<a href="#">121</a>	25412SX	<a href="#">126</a>	25513J	<a href="#">129</a>	25701J	<a href="#">131</a>	25815J	<a href="#">134</a>
25109	<a href="#">120</a>	25237	<a href="#">121</a>	25413	<a href="#">125</a>	25514J	<a href="#">129</a>	25702J	<a href="#">131</a>	25815J-SX	<a href="#">135</a>
25110	<a href="#">120</a>	25238	<a href="#">121</a>	25413SX	<a href="#">126</a>	25515J	<a href="#">129</a>	25703J	<a href="#">131</a>	25816J	<a href="#">134</a>
25111	<a href="#">120</a>	25239	<a href="#">121</a>	25414	<a href="#">125</a>	25516J	<a href="#">129</a>	25704J	<a href="#">131</a>	25816J-SX	<a href="#">135</a>
25112	<a href="#">120</a>	25300	<a href="#">122</a>	25414SX	<a href="#">126</a>	25517J	<a href="#">129</a>	25705J	<a href="#">131</a>	25817J	<a href="#">134</a>
25113	<a href="#">120</a>	25301	<a href="#">122</a>	25415	<a href="#">125</a>	25518J	<a href="#">129</a>	25706J	<a href="#">131</a>	25817J-SX	<a href="#">135</a>
25114	<a href="#">120</a>	25302	<a href="#">122</a>	25415SX	<a href="#">126</a>	25519J	<a href="#">129</a>	25707J	<a href="#">131</a>	25818J	<a href="#">134</a>
25115	<a href="#">120</a>	25303	<a href="#">122</a>	25416	<a href="#">125</a>	25520J	<a href="#">129</a>	25708J	<a href="#">131</a>	25818J-SX	<a href="#">135</a>
25116	<a href="#">120</a>	25304	<a href="#">122</a>	25416SX	<a href="#">126</a>	25521J	<a href="#">129</a>	25709J	<a href="#">131</a>	25819J	<a href="#">134</a>
25117	<a href="#">120</a>	25305	<a href="#">122</a>	25417	<a href="#">125</a>	25522J	<a href="#">129</a>	25710J	<a href="#">131</a>	25819J-SX	<a href="#">135</a>
25118	<a href="#">120</a>	25306	<a href="#">122</a>	25417SX	<a href="#">126</a>	25523J	<a href="#">129</a>	25711J	<a href="#">131</a>	25820J	<a href="#">134</a>
25119	<a href="#">120</a>	25307	<a href="#">122</a>	25418	<a href="#">125</a>	25524J	<a href="#">129</a>	25712J	<a href="#">131</a>	25820J-SX	<a href="#">135</a>
25120	<a href="#">120</a>	25308	<a href="#">122</a>	25418SX	<a href="#">126</a>	25525J	<a href="#">129</a>	25713J	<a href="#">131</a>	25821J	<a href="#">134</a>
25121	<a href="#">120</a>	25309	<a href="#">122</a>	25419	<a href="#">125</a>	25526J	<a href="#">129</a>	25714J	<a href="#">131</a>	25821J-SX	<a href="#">135</a>
25122	<a href="#">120</a>	25310	<a href="#">122</a>	25419SX	<a href="#">126</a>	25527J	<a href="#">129</a>	25715J	<a href="#">131</a>	25822J	<a href="#">134</a>



# INDEX

<u>Code</u>	<u>Page</u>	<u>Code</u>	<u>Page</u>	<u>Code</u>	<u>Page</u>	<u>Code</u>	<u>Page</u>	<u>Code</u>	<u>Page</u>	<u>Code</u>	<u>Page</u>		
121418	<a href="#">264-268-281</a>	121486	<a href="#">278</a>	121562	<a href="#">265</a>	121635	<a href="#">275</a>	121703	<a href="#">265</a>	121763	<a href="#">276</a>	121836	<a href="#">262</a>
121419	<a href="#">264-268-281</a>	121487	<a href="#">280</a>	121563	<a href="#">265</a>	121636	<a href="#">275</a>	121704	<a href="#">265</a>	121764	<a href="#">276</a>	121837	<a href="#">262</a>
121420	<a href="#">264-268-281</a>	121488	<a href="#">280</a>	121564	<a href="#">265</a>	121637	<a href="#">275</a>	121705	<a href="#">265</a>	121765	<a href="#">276</a>	121838	<a href="#">262</a>
121421	<a href="#">264-268-281</a>	121489	<a href="#">280</a>	121565	<a href="#">265</a>	121638	<a href="#">275</a>	121706	<a href="#">265</a>	121766	<a href="#">276</a>	121839	<a href="#">262</a>
121422	<a href="#">264-268-281</a>	121490	<a href="#">280</a>	121566	<a href="#">265</a>	121639	<a href="#">275</a>	121707	<a href="#">265</a>	121767	<a href="#">276</a>	121840	<a href="#">262</a>
121423	<a href="#">264-268-281</a>	121491	<a href="#">280</a>	121567	<a href="#">265</a>	121640	<a href="#">275</a>	121708	<a href="#">265</a>	121768	<a href="#">279</a>	121841	<a href="#">262</a>
121424	<a href="#">264-268-281</a>	121492	<a href="#">280</a>	121568	<a href="#">265</a>	121641	<a href="#">275</a>	121709	<a href="#">265</a>	121769	<a href="#">279</a>	121842	<a href="#">262</a>
121425	<a href="#">264-268-281</a>	121493	<a href="#">280</a>	121569	<a href="#">265</a>	121642	<a href="#">275</a>	121710	<a href="#">265</a>	121770	<a href="#">279</a>	121843	<a href="#">262</a>
121426	<a href="#">264-268-281</a>	121494	<a href="#">280</a>	121570	<a href="#">265</a>	121643	<a href="#">275</a>	121711	<a href="#">265</a>	121771	<a href="#">279</a>	121844	<a href="#">262</a>
121427	<a href="#">264-268-281</a>	121495	<a href="#">280</a>	121571	<a href="#">265</a>	121644	<a href="#">275</a>	121712	<a href="#">265</a>	121772	<a href="#">279</a>	121845	<a href="#">262</a>
121428	<a href="#">264-268-281</a>	121496	<a href="#">280</a>	121572	<a href="#">265</a>	121645	<a href="#">275</a>	121713	<a href="#">265</a>	121773	<a href="#">279</a>	121846	<a href="#">262</a>
121429	<a href="#">264-268-281</a>	121497	<a href="#">280</a>	121573	<a href="#">265</a>	121646	<a href="#">275</a>	121714	<a href="#">265</a>	121774	<a href="#">279</a>	121847	<a href="#">262</a>
121430	<a href="#">264-268-281</a>	121498	<a href="#">280</a>	121574	<a href="#">265</a>	121647	<a href="#">275</a>	121715	<a href="#">265</a>	121775	<a href="#">279</a>	121848	<a href="#">262</a>
121431	<a href="#">264-268-281</a>	121499	<a href="#">280</a>	121575	<a href="#">265</a>	121648	<a href="#">281</a>	121716	<a href="#">265</a>	121776	<a href="#">279</a>	121849	<a href="#">262</a>
121432	<a href="#">264-268-281</a>	121500	<a href="#">280</a>	121576	<a href="#">265</a>	121649	<a href="#">281</a>	121717	<a href="#">265</a>	121777	<a href="#">279</a>	121850	<a href="#">262</a>
121433	<a href="#">264-268-281</a>	121501	<a href="#">280</a>	121577	<a href="#">265</a>	121650	<a href="#">281</a>	121718	<a href="#">265</a>	121778	<a href="#">279</a>	121851	<a href="#">262</a>
121434	<a href="#">264-268-281</a>	121502	<a href="#">280</a>	121578	<a href="#">265</a>	121651	<a href="#">281</a>	121719	<a href="#">265</a>	121779	<a href="#">279</a>	121852	<a href="#">262</a>
121435	<a href="#">264-268-281</a>	121503	<a href="#">280</a>	121579	<a href="#">265</a>	121652	<a href="#">281</a>	121720	<a href="#">265</a>	121800	<a href="#">262</a>	121853	<a href="#">262</a>
121436	<a href="#">264-268-281</a>	121504	<a href="#">280</a>	121580	<a href="#">265</a>	121653	<a href="#">281</a>	121720G	<a href="#">265</a>	121801	<a href="#">262</a>	121854	<a href="#">262</a>
121437	<a href="#">264-268</a>	121505	<a href="#">280</a>	121581	<a href="#">265</a>	121654	<a href="#">281</a>	121721	<a href="#">265</a>	121802	<a href="#">262</a>	121855	<a href="#">262</a>
121438	<a href="#">264-268</a>	121506	<a href="#">280</a>	121582	<a href="#">265</a>	121655	<a href="#">281</a>	121722	<a href="#">265</a>	121803	<a href="#">262</a>	121856	<a href="#">262</a>
121439	<a href="#">264-268</a>	121507	<a href="#">280</a>	121583	<a href="#">265</a>	121656	<a href="#">265</a>	121723	<a href="#">265</a>	121804	<a href="#">262</a>	121857	<a href="#">262</a>
121440	<a href="#">264-268</a>	121508	<a href="#">280</a>	121584	<a href="#">265</a>	121657	<a href="#">265</a>	121724	<a href="#">265</a>	121805	<a href="#">262</a>	121858	<a href="#">262</a>
121441	<a href="#">264-268</a>	121509	<a href="#">280</a>	121585	<a href="#">265</a>	121658	<a href="#">265</a>	121724G	<a href="#">265</a>	121806	<a href="#">262</a>	121859	<a href="#">262</a>
121442	<a href="#">264-268</a>	121510	<a href="#">280</a>	121586	<a href="#">265</a>	121659	<a href="#">265</a>	121725	<a href="#">265</a>	121807	<a href="#">262</a>	121860	<a href="#">262</a>
121443	<a href="#">264-268</a>	121511	<a href="#">280</a>	121587	<a href="#">265</a>	121660	<a href="#">265</a>	121726	<a href="#">265</a>	121808	<a href="#">262</a>	121861	<a href="#">262</a>
121444	<a href="#">264-268</a>	121512	<a href="#">280</a>	121588	<a href="#">265</a>	121661	<a href="#">265</a>	121727	<a href="#">265</a>	121809	<a href="#">262</a>	121862	<a href="#">262</a>
121445	<a href="#">264-268</a>	121513	<a href="#">280</a>	121589	<a href="#">265</a>	121662	<a href="#">265</a>	121728	<a href="#">265</a>	121810	<a href="#">262</a>	121863	<a href="#">262</a>
121446	<a href="#">264-268</a>	121514	<a href="#">280</a>	121590	<a href="#">265</a>	121663	<a href="#">265</a>	121728G	<a href="#">265</a>	121810A	<a href="#">263</a>	121864	<a href="#">262</a>
121447	<a href="#">278</a>	121515	<a href="#">280</a>	121591	<a href="#">265</a>	121664	<a href="#">265</a>	121729	<a href="#">265</a>	121811	<a href="#">262</a>	121865	<a href="#">262</a>
121448	<a href="#">278</a>	121516	<a href="#">280</a>	121592	<a href="#">265</a>	121665	<a href="#">265</a>	121730	<a href="#">265</a>	121811A	<a href="#">263</a>	121866	<a href="#">262</a>
121449	<a href="#">278</a>	121517	<a href="#">280</a>	121593	<a href="#">265</a>	121666	<a href="#">265</a>	121731	<a href="#">265</a>	121812	<a href="#">262</a>	121867	<a href="#">262</a>
121450	<a href="#">278</a>	121518	<a href="#">280</a>	121594	<a href="#">265</a>	121667	<a href="#">265</a>	121732	<a href="#">265</a>	121812A	<a href="#">263</a>	121868	<a href="#">262</a>
121451	<a href="#">278</a>	121519	<a href="#">280</a>	121600	<a href="#">264-269-281</a>	121668	<a href="#">265</a>	121732G	<a href="#">265</a>	121813	<a href="#">262</a>	121869	<a href="#">262</a>
121452	<a href="#">278</a>	121520	<a href="#">280</a>	121601	<a href="#">264-269-281</a>	121669	<a href="#">265</a>	121733	<a href="#">265</a>	121813A	<a href="#">263</a>	121870	<a href="#">262</a>
121453	<a href="#">278</a>	121521	<a href="#">280</a>	121602	<a href="#">264-269-281</a>	121670	<a href="#">265</a>	121734	<a href="#">265</a>	121814	<a href="#">262</a>	121871	<a href="#">262</a>
121454	<a href="#">278</a>	121522	<a href="#">280</a>	121603	<a href="#">264-269-281</a>	121671	<a href="#">265</a>	121735	<a href="#">265</a>	121814A	<a href="#">263</a>	121872	<a href="#">262</a>
121455	<a href="#">278</a>	121523	<a href="#">280</a>	121604	<a href="#">264-269-281</a>	121672	<a href="#">265</a>	121736	<a href="#">265</a>	121815	<a href="#">262</a>	121873	<a href="#">262</a>
121456	<a href="#">278</a>	121524	<a href="#">280</a>	121605	<a href="#">264-269-281</a>	121673	<a href="#">265</a>	121736G	<a href="#">265</a>	121815A	<a href="#">263</a>	121874	<a href="#">262</a>
121457	<a href="#">278</a>	121525	<a href="#">280</a>	121606	<a href="#">264-269-281</a>	121674	<a href="#">265</a>	121737	<a href="#">265</a>	121816	<a href="#">262</a>	121875	<a href="#">262</a>
121458	<a href="#">278</a>	121526	<a href="#">280</a>	121607	<a href="#">264-269-281</a>	121675	<a href="#">265</a>	121738	<a href="#">265</a>	121816A	<a href="#">263</a>	121876	<a href="#">262</a>
121459	<a href="#">278</a>	121527	<a href="#">260</a>	121608	<a href="#">264-269-281</a>	121676	<a href="#">265</a>	121739	<a href="#">265</a>	121817	<a href="#">262</a>	121877	<a href="#">262</a>
121460	<a href="#">278</a>	121528	<a href="#">260</a>	121609	<a href="#">264-269-281</a>	121677	<a href="#">265</a>	121740	<a href="#">265</a>	121817A	<a href="#">263</a>	121878	<a href="#">262</a>
121461	<a href="#">278</a>	121529	<a href="#">260</a>	121610	<a href="#">264-269-281</a>	121678	<a href="#">265</a>	121740G	<a href="#">265</a>	121818	<a href="#">262</a>	121879	<a href="#">262</a>
121462	<a href="#">278</a>	121530	<a href="#">260</a>	121611	<a href="#">264-269-281</a>	121679	<a href="#">265</a>	121741	<a href="#">265</a>	121818A	<a href="#">263</a>	121880	<a href="#">262</a>
121463	<a href="#">278</a>	121531	<a href="#">260</a>	121612	<a href="#">264-269-281</a>	121680	<a href="#">265</a>	121742	<a href="#">265</a>	121819	<a href="#">262</a>	121881	<a href="#">262</a>
121464	<a href="#">278</a>	121532	<a href="#">260</a>	121613	<a href="#">264-269-281</a>	121681	<a href="#">265</a>	121743	<a href="#">265</a>	121819A	<a href="#">263</a>	121882	<a href="#">262</a>
121465	<a href="#">278</a>	121533	<a href="#">260</a>	121614	<a href="#">264-269-281</a>	121682	<a href="#">265</a>	121744	<a href="#">265</a>	121820	<a href="#">262</a>	121883	<a href="#">262</a>
121466	<a href="#">278</a>	121534	<a href="#">260</a>	121615	<a href="#">264-269-281</a>	121683	<a href="#">265</a>	121744G	<a href="#">265</a>	121820A	<a href="#">263</a>	121884	<a href="#">262</a>
121467	<a href="#">278</a>	121535	<a href="#">260</a>	121616	<a href="#">261</a>	121684	<a href="#">265</a>	121745	<a href="#">265</a>	121821	<a href="#">262</a>	121885	<a href="#">262</a>
121468	<a href="#">278</a>	121536	<a href="#">260</a>	121617	<a href="#">261</a>	121685	<a href="#">265</a>	121746	<a href="#">265</a>	121821A	<a href="#">263</a>	121886	<a href="#">262</a>
121469	<a href="#">278</a>	121537	<a href="#">260</a>	121618	<a href="#">261</a>	121686	<a href="#">265</a>	121747	<a href="#">265</a>	121822	<a href="#">262</a>	121887	<a href="#">262</a>
121470	<a href="#">278</a>	121538	<a href="#">260</a>	121619	<a href="#">261</a>	121687	<a href="#">265</a>	121748	<a href="#">265</a>	121822A	<a href="#">263</a>	121888	<a href="#">262</a>
121471	<a href="#">278</a>	121539	<a href="#">260</a>	121620	<a href="#">261</a>	121688	<a href="#">265</a>	121748G	<a href="#">265</a>	121823	<a href="#">262</a>	121889	<a href="#">262</a>
121472	<a href="#">278</a>	121540	<a href="#">260</a>	121621	<a href="#">261</a>	121689	<a href="#">265</a>	121749	<a href="#">265</a>	121823A	<a href="#">263</a>	121890	<a href="#">262</a>
121473	<a href="#">278</a>	121541	<a href="#">260</a>	121622	<a href="#">261</a>	121690	<a href="#">265</a>	121750	<a href="#">265</a>	121824	<a href="#">262</a>	121891	<a href="#">262</a>
121474	<a href="#">278</a>	121542	<a href="#">260</a>	121623	<a href="#">261</a>	121691	<a href="#">265</a>	121751	<a href="#">265</a>	121824A	<a href="#">263</a>	121891G	<a href="#">262</a>
121475	<a href="#">278</a>	121543	<a href="#">260</a>	121624	<a href="#">261</a>	121692	<a href="#">265</a>	121752	<a href="#">276</a>	121825	<a href="#">262</a>	121892	<a href="#">262</a>
121476	<a href="#">278</a>	121544	<a href="#">260</a>	121625	<a href="#">261</a>	121693	<a href="#">265</a>	121753	<a href="#">276</a>	121826	<a href="#">262</a>	121893	<a href="#">262</a>
121477	<a href="#">278</a>	121545	<a href="#">260</a>	121626	<a href="#">261</a>	121694	<a href="#">265</a>	121754	<a href="#">276</a>	121827	<a href="#">262</a>	121894	<a href="#">262</a>
121478	<a href="#">278</a>	121546	<a href="#">260</a>	121627	<a href="#">261</a>	121695	<a href="#">265</a>	121755	<a href="#">276</a>	121828	<a href="#">262</a>	121895	<a href="#">262</a>
121479	<a href="#">278</a>	121555	<a href="#">265</a>	121628	<a href="#">261</a>	121696	<a href="#">265</a>	121756	<a href="#">276</a>	121829	<a href="#">262</a>	121895G	<a href="#">262</a>
121480	<a href="#">278</a>	121556	<a href="#">265</a>	121629	<a href="#">261</a>	121697	<a href="#">265</a>	121757	<a href="#">276</a>	121830	<a href="#">262</a>	121896	<a href="#">262</a>
121481	<a href="#">278</a>	121557	<a href="#">265</a>	121630	<a href="#">261</a>	121698	<a href="#">265</a>	121758	<a href="#">276</a>	121831	<a href="#">262</a>	121897	<a href="#">262</a>
121482	<a href="#">278</a>	121558	<a href="#">265</a>	121631	<a href="#">261</a>	121699	<a href="#">265</a>	121759	<a href="#">276</a>	121832	<a href="#">262</a>	121898	<a href="#">262</a>
121483	<a href="#">278</a>	121559	<a href="#">265</a>	121632	<a href="#">275</a>	121700	<a href="#">265</a>	121760	<a href="#">276</a>	121833	<a href="#">262</a>	121899	<a href="#">262</a>
121484	<a href="#">278</a>	121560	<a href="#">265</a>	121633	<a href="#">275</a>	121701	<a href="#">265</a>	121761	<a href="#">276</a>	121834	<a href="#">262</a>	121899G	<a href="#">262</a>
121485	<a href="#">278</a>	121561	<a href="#">265</a>	121634	<a href="#">275</a>	121702	<a href="#">265</a>	121762	<a href="#">276</a>	121835	<a href="#">262</a>	121900	<a href="#">262</a>



# INDEX

Code	Page	Code	Page	Code	Page	Code	Page	Code	Page	Code	Page
125159F	<a href="#">292</a>	125265RIF	<a href="#">296</a>	125362GF	<a href="#">295-296</a>	125513V	<a href="#">288</a>	125611V	<a href="#">288</a>	125808RIF	<a href="#">286</a>
125160F	<a href="#">292</a>	125266F	<a href="#">295</a>	125363F	<a href="#">295</a>	125513RIV	<a href="#">290</a>	125611RV	<a href="#">290</a>	125809F	<a href="#">286</a>
125161F	<a href="#">292</a>	125266GF	<a href="#">295-296</a>	125400F	<a href="#">295</a>	125516V	<a href="#">288</a>	125611RIV	<a href="#">286</a>	125809RIF	<a href="#">286</a>
125162F	<a href="#">292</a>	125266RF	<a href="#">296</a>	125401F	<a href="#">295</a>	125516GV	<a href="#">288-290</a>	125612V	<a href="#">290</a>	125810F	<a href="#">286</a>
125200F	<a href="#">292</a>	125266RIF	<a href="#">296</a>	125402F	<a href="#">295</a>	125517V	<a href="#">288</a>	125612RV	<a href="#">290</a>	125810GF	<a href="#">286</a>
125201F	<a href="#">292</a>	125267F	<a href="#">295</a>	125403F	<a href="#">295</a>	125518V	<a href="#">288</a>	125612GV	<a href="#">288-290</a>	125810RIF	<a href="#">286</a>
125202F	<a href="#">292</a>	125267RF	<a href="#">296</a>	125404F	<a href="#">295</a>	125519V	<a href="#">288</a>	125612RIV	<a href="#">290</a>	125811F	<a href="#">286</a>
125203F	<a href="#">292</a>	125267RIF	<a href="#">296</a>	125405F	<a href="#">295</a>	125520V	<a href="#">288</a>	125613V	<a href="#">288</a>	125811RIF	<a href="#">286</a>
125204F	<a href="#">292</a>	125268F	<a href="#">295</a>	125406F	<a href="#">295</a>	125520GV	<a href="#">288-290</a>	125613RV	<a href="#">290</a>	125812F	<a href="#">286</a>
125205F	<a href="#">292</a>	125268RF	<a href="#">296</a>	125407F	<a href="#">295</a>	125521V	<a href="#">288</a>	125613RIV	<a href="#">290</a>	125812RIF	<a href="#">286</a>
125206F	<a href="#">292</a>	125268RIF	<a href="#">296</a>	125408F	<a href="#">295</a>	125522V	<a href="#">288</a>	125614V	<a href="#">288</a>	125813F	<a href="#">286</a>
125207F	<a href="#">292</a>	125269F	<a href="#">295</a>	125409F	<a href="#">295</a>	125523V	<a href="#">288</a>	125614RV	<a href="#">290</a>	125813RIF	<a href="#">286</a>
125208F	<a href="#">292</a>	125269RF	<a href="#">296</a>	125410F	<a href="#">295</a>	125524V	<a href="#">288</a>	125614RIV	<a href="#">290</a>	125814F	<a href="#">286</a>
125209F	<a href="#">292</a>	125269RIF	<a href="#">296</a>	125411F	<a href="#">295</a>	125524GV	<a href="#">288-290</a>	125615V	<a href="#">288</a>	125814GF	<a href="#">286</a>
125210F	<a href="#">292</a>	125270RIF	<a href="#">296</a>	125412F	<a href="#">295</a>	125525V	<a href="#">288</a>	125615RV	<a href="#">290</a>	125814RIF	<a href="#">286</a>
125211F	<a href="#">292</a>	125270F	<a href="#">295</a>	125413F	<a href="#">295</a>	125526V	<a href="#">288</a>	125615RIV	<a href="#">290</a>	125815F	<a href="#">286</a>
125212F	<a href="#">292</a>	125270GF	<a href="#">295-296</a>	125414F	<a href="#">295</a>	125527F	<a href="#">288</a>	125650V	<a href="#">289</a>	125815RIF	<a href="#">286</a>
125250F	<a href="#">295</a>	125270RF	<a href="#">296</a>	125415F	<a href="#">295</a>	125528V	<a href="#">288</a>	125650RV	<a href="#">289</a>	125816F	<a href="#">286</a>
125250GF	<a href="#">295-296</a>	125271F	<a href="#">295</a>	125416F	<a href="#">295</a>	125528GV	<a href="#">288-290</a>	125652V	<a href="#">289</a>	125816RIF	<a href="#">286</a>
125250RF	<a href="#">296</a>	125271RF	<a href="#">296</a>	125417F	<a href="#">295</a>	125528RIV	<a href="#">290</a>	125653V	<a href="#">289</a>	125817F	<a href="#">286</a>
125250RIF	<a href="#">296</a>	125271RIF	<a href="#">296</a>	125450F	<a href="#">295</a>	125529V	<a href="#">288</a>	125654V	<a href="#">289</a>	125817RIF	<a href="#">286</a>
125251F	<a href="#">295</a>	125272F	<a href="#">295</a>	125451F	<a href="#">295</a>	125529RIV	<a href="#">290</a>	125655V	<a href="#">289</a>	125818F	<a href="#">286</a>
125251RF	<a href="#">296</a>	125272RF	<a href="#">296</a>	125452F	<a href="#">295</a>	125551V	<a href="#">288</a>	125656V	<a href="#">289</a>	125818GF	<a href="#">286</a>
125251RIF	<a href="#">296</a>	125272RIF	<a href="#">296</a>	125453F	<a href="#">295</a>	125552V	<a href="#">288</a>	125657V	<a href="#">289</a>	125818RIF	<a href="#">286</a>
125252F	<a href="#">295</a>	125273F	<a href="#">295</a>	125454F	<a href="#">295</a>	125553V	<a href="#">288</a>	125658V	<a href="#">289</a>	125819F	<a href="#">286</a>
125252RF	<a href="#">296</a>	125273RF	<a href="#">296</a>	125455F	<a href="#">295</a>	125554V	<a href="#">288</a>	125659V	<a href="#">289</a>	125819RIF	<a href="#">286</a>
125252RIF	<a href="#">296</a>	125273RIF	<a href="#">296</a>	125456F	<a href="#">295</a>	125555V	<a href="#">288</a>	125660V	<a href="#">289</a>	125820F	<a href="#">286</a>
125253F	<a href="#">295</a>	125274F	<a href="#">295</a>	125457F	<a href="#">295</a>	125556V	<a href="#">288</a>	125700V	<a href="#">289</a>	125820RIF	<a href="#">286</a>
125253RF	<a href="#">296</a>	125274GF	<a href="#">295-296</a>	125458F	<a href="#">295</a>	125557V	<a href="#">288</a>	125701V	<a href="#">289</a>	125821F	<a href="#">286</a>
125253RIF	<a href="#">295</a>	125274RF	<a href="#">296</a>	125459F	<a href="#">295</a>	125558V	<a href="#">288</a>	125702V	<a href="#">289</a>	125821RIF	<a href="#">286</a>
125254F	<a href="#">295</a>	125274RIF	<a href="#">296</a>	125460F	<a href="#">295</a>	125559V	<a href="#">288</a>	125703V	<a href="#">289</a>	125822F	<a href="#">286</a>
125254GF	<a href="#">295-296</a>	125275F	<a href="#">295</a>	125461F	<a href="#">295</a>	125560V	<a href="#">288</a>	125704V	<a href="#">289</a>	125822GF	<a href="#">286</a>
125254RF	<a href="#">296</a>	125275RF	<a href="#">296</a>	125462F	<a href="#">295</a>	125561V	<a href="#">288</a>	125705V	<a href="#">289</a>	125822RIF	<a href="#">286</a>
125254RIF	<a href="#">296</a>	125275RIF	<a href="#">296</a>	125463F	<a href="#">295</a>	125562V	<a href="#">288</a>	125706V	<a href="#">289</a>	125823F	<a href="#">286</a>
125255F	<a href="#">295</a>	125276F	<a href="#">295</a>	125464F	<a href="#">295</a>	125563V	<a href="#">288</a>	125707V	<a href="#">289</a>	125823RIF	<a href="#">286</a>
125255RF	<a href="#">296</a>	125276RF	<a href="#">296</a>	125465F	<a href="#">295</a>	125564V	<a href="#">288</a>	125708V	<a href="#">289</a>	125824F	<a href="#">286</a>
125255RIF	<a href="#">296</a>	125276RIF	<a href="#">296</a>	125466F	<a href="#">295</a>	125600V	<a href="#">288</a>	125709V	<a href="#">289</a>	125824RIF	<a href="#">286</a>
125256F	<a href="#">295</a>	125277F	<a href="#">295</a>	125467F	<a href="#">295</a>	125600GV	<a href="#">288-290</a>	125710V	<a href="#">289</a>	125825F	<a href="#">286</a>
125256RF	<a href="#">296</a>	125277RF	<a href="#">296</a>	125500V	<a href="#">288</a>	125600RV	<a href="#">290</a>	125711V	<a href="#">289</a>	125825RIF	<a href="#">286</a>
125256RIF	<a href="#">296</a>	125277RIF	<a href="#">296</a>	125500GV	<a href="#">288-290</a>	125601V	<a href="#">288</a>	125712V	<a href="#">289</a>	125850F	<a href="#">286</a>
125257F	<a href="#">295</a>	125278F	<a href="#">295</a>	125500RIV	<a href="#">290</a>	125601RV	<a href="#">290</a>	125713V	<a href="#">289</a>	125850GF	<a href="#">286</a>
125257RF	<a href="#">296</a>	125278GF	<a href="#">295-296</a>	125501V	<a href="#">288</a>	125602V	<a href="#">288</a>	125714V	<a href="#">289</a>	125850RF	<a href="#">286</a>
125257RIF	<a href="#">296</a>	125278RF	<a href="#">296</a>	125501RIV	<a href="#">290</a>	125602RV	<a href="#">290</a>	125715V	<a href="#">289</a>	125851F	<a href="#">286</a>
125258F	<a href="#">295</a>	125279F	<a href="#">295</a>	125502V	<a href="#">288</a>	125603V	<a href="#">288</a>	125716V	<a href="#">289</a>	125851RF	<a href="#">286</a>
125258GF	<a href="#">295-296</a>	125279RF	<a href="#">296</a>	125502GV	<a href="#">288-290</a>	125603RV	<a href="#">290</a>	125717V	<a href="#">289</a>	125852F	<a href="#">286</a>
125258RF	<a href="#">296</a>	125280F	<a href="#">295</a>	125502RIV	<a href="#">290</a>	125604V	<a href="#">288</a>	125718V	<a href="#">289</a>	125852RF	<a href="#">286</a>
125258RIF	<a href="#">296</a>	125280RF	<a href="#">296</a>	125503V	<a href="#">288</a>	125604GV	<a href="#">288-290</a>	125719V	<a href="#">289</a>	125853F	<a href="#">286</a>
125259F	<a href="#">295</a>	125281F	<a href="#">295</a>	125503RIV	<a href="#">290</a>	125604RV	<a href="#">290</a>	125720V	<a href="#">289</a>	125853RF	<a href="#">286</a>
125259RF	<a href="#">296</a>	125281RF	<a href="#">296</a>	125504V	<a href="#">288</a>	125604RIV	<a href="#">290</a>	125721V	<a href="#">289</a>	125854F	<a href="#">286</a>
125259RIF	<a href="#">296</a>	125350F	<a href="#">295</a>	125504RIV	<a href="#">290</a>	125605V	<a href="#">288</a>	125800F	<a href="#">286</a>	125854GF	<a href="#">286</a>
125260F	<a href="#">295</a>	125350GF	<a href="#">295-296</a>	125505V	<a href="#">288</a>	125605RV	<a href="#">290</a>	125800GF	<a href="#">286</a>	125854RF	<a href="#">286</a>
125260RF	<a href="#">296</a>	125351F	<a href="#">295</a>	125505RIV	<a href="#">290</a>	125605RIV	<a href="#">290</a>	125800RIF	<a href="#">286</a>	125855F	<a href="#">286</a>
125260RIF	<a href="#">296</a>	125352F	<a href="#">295</a>	125506V	<a href="#">288</a>	125606V	<a href="#">288</a>	125801F	<a href="#">286</a>	125855RF	<a href="#">286</a>
125261F	<a href="#">295</a>	125352GF	<a href="#">295-296</a>	125506GV	<a href="#">288-290</a>	125606RV	<a href="#">290</a>	125801RIF	<a href="#">286</a>	125856F	<a href="#">286</a>
125261RF	<a href="#">296</a>	125353F	<a href="#">295</a>	125506RIV	<a href="#">290</a>	125606RIV	<a href="#">290</a>	125802F	<a href="#">286</a>	125856RF	<a href="#">286</a>
125261RIF	<a href="#">296</a>	125354F	<a href="#">295</a>	125507V	<a href="#">288</a>	125607V	<a href="#">288</a>	125802GF	<a href="#">286</a>	125857F	<a href="#">286</a>
125262F	<a href="#">296</a>	125354GF	<a href="#">295-296</a>	125507RIV	<a href="#">290</a>	125607RV	<a href="#">290</a>	125802RIF	<a href="#">286</a>	125857RF	<a href="#">286</a>
125262GF	<a href="#">295-296</a>	125355F	<a href="#">295</a>	125508V	<a href="#">288</a>	125607RIV	<a href="#">290</a>	125803F	<a href="#">286</a>	125858F	<a href="#">286</a>
125262RF	<a href="#">296</a>	125355F	<a href="#">295</a>	125508RIV	<a href="#">290</a>	125608V	<a href="#">288</a>	125803RIF	<a href="#">286</a>	125858GF	<a href="#">286</a>
125262RIF	<a href="#">296</a>	125356F	<a href="#">295</a>	125509V	<a href="#">288</a>	125608RV	<a href="#">290</a>	125804F	<a href="#">286</a>	125858RF	<a href="#">286</a>
125263F	<a href="#">295</a>	125356GF	<a href="#">295-296</a>	125509RIV	<a href="#">290</a>	125608GV	<a href="#">288-290</a>	125804RIF	<a href="#">286</a>	125859F	<a href="#">286</a>
125263RF	<a href="#">296</a>	125357F	<a href="#">295</a>	125510V	<a href="#">288</a>	125608RIV	<a href="#">290</a>	125805RIF	<a href="#">286</a>	125859RF	<a href="#">286</a>
125263RIF	<a href="#">296</a>	125358F	<a href="#">295-296</a>	125510GV	<a href="#">288-290</a>	125609V	<a href="#">288</a>	125805F	<a href="#">286</a>	125860F	<a href="#">286</a>
125264F	<a href="#">295</a>	125359F	<a href="#">295</a>	125510RIV	<a href="#">290</a>	125609RV	<a href="#">290</a>	125806GF	<a href="#">286</a>	125860RF	<a href="#">286</a>
125264RF	<a href="#">296</a>	125360F	<a href="#">295</a>	125511V	<a href="#">288</a>	125609RIV	<a href="#">290</a>	125806RIF	<a href="#">286</a>	125861F	<a href="#">286</a>
125264RIF	<a href="#">296</a>	125360GF	<a href="#">295-296</a>	125511RIV	<a href="#">290</a>	125610V	<a href="#">288</a>	125807F	<a href="#">286</a>	125861RF	<a href="#">286</a>
125265F	<a href="#">295</a>	125361F	<a href="#">295</a>	125512V	<a href="#">288</a>	125610RV	<a href="#">290</a>	125807RIF	<a href="#">286</a>	125862F	<a href="#">286</a>
125265RF	<a href="#">296</a>	125362F	<a href="#">295</a>	125512RIV	<a href="#">290</a>	125610RIV	<a href="#">290</a>	125808F	<a href="#">286</a>	125862GF	<a href="#">286</a>

# INDEX

<b>Code</b>	<b>Page</b>	<b>Code</b>	<b>Page</b>	<b>Code</b>	<b>Page</b>	<b>Code</b>	<b>Page</b>	<b>Code</b>	<b>Page</b>	<b>Code</b>	<b>Page</b>
190021	<a href="#">235</a>	190094	<a href="#">236</a>	250018	<a href="#">136</a>	250155	<a href="#">139</a>	250268	<a href="#">137</a>	250404	<a href="#">137</a>
190022	<a href="#">235</a>	190095	<a href="#">236</a>	250019	<a href="#">136</a>	250156	<a href="#">139</a>	250269	<a href="#">136</a>	250405	<a href="#">137</a>
190023	<a href="#">235</a>	190097	<a href="#">236</a>	250020	<a href="#">136</a>	250157	<a href="#">139</a>	250270	<a href="#">136</a>	250406	<a href="#">137</a>
190024	<a href="#">235</a>	190098	<a href="#">236</a>	250021	<a href="#">136</a>	250158	<a href="#">139</a>	250271	<a href="#">136</a>	250407	<a href="#">137</a>
190025	<a href="#">235</a>	190099	<a href="#">236</a>	250022	<a href="#">136</a>	250159	<a href="#">139</a>	250272	<a href="#">136</a>	250408	<a href="#">137</a>
190026	<a href="#">235</a>	190101	<a href="#">236</a>	250023	<a href="#">136</a>	250160	<a href="#">139</a>	250273	<a href="#">136</a>	250409	<a href="#">137</a>
190027	<a href="#">235</a>	190102	<a href="#">236</a>	250024	<a href="#">136</a>	250161	<a href="#">139</a>	250274	<a href="#">136</a>	250410	<a href="#">137</a>
190028	<a href="#">235</a>	190103	<a href="#">236</a>	250025	<a href="#">136</a>	250162	<a href="#">139</a>	250275	<a href="#">136</a>	250411	<a href="#">137</a>
190029	<a href="#">235</a>	190104	<a href="#">236</a>	250026	<a href="#">136</a>	250163	<a href="#">139</a>	250276	<a href="#">136</a>	250412	<a href="#">137</a>
190030	<a href="#">235</a>	190105	<a href="#">236</a>	250027	<a href="#">136</a>	250164	<a href="#">139</a>	250277	<a href="#">136</a>	250413	<a href="#">137</a>
190031	<a href="#">235</a>	190106	<a href="#">236</a>	250052	<a href="#">139</a>	250165	<a href="#">139</a>	250300	<a href="#">137</a>	250414	<a href="#">137</a>
190032	<a href="#">235</a>	190107	<a href="#">236</a>	250053	<a href="#">139</a>	250166	<a href="#">139</a>	250301	<a href="#">137</a>	250415	<a href="#">137</a>
190033	<a href="#">235</a>	190108	<a href="#">236</a>	250054	<a href="#">139</a>	250167	<a href="#">139</a>	250302	<a href="#">137</a>	250416	<a href="#">137</a>
190034	<a href="#">235</a>	190109	<a href="#">236</a>	250055	<a href="#">139</a>	250168	<a href="#">139</a>	250303	<a href="#">137</a>	250417	<a href="#">137</a>
190035	<a href="#">235</a>	190110	<a href="#">236</a>	250056	<a href="#">139</a>	250169	<a href="#">139</a>	250304	<a href="#">137</a>	250418	<a href="#">137</a>
190036	<a href="#">235</a>	190111	<a href="#">236</a>	250057	<a href="#">139</a>	250170	<a href="#">139</a>	250305	<a href="#">137</a>	250419	<a href="#">137</a>
190037	<a href="#">235</a>	190112	<a href="#">236</a>	250058	<a href="#">139</a>	250171	<a href="#">139</a>	250306	<a href="#">137</a>	250420	<a href="#">137</a>
190038	<a href="#">235</a>	190113	<a href="#">236</a>	250059	<a href="#">139</a>	250172	<a href="#">139</a>	250307	<a href="#">137</a>	250421	<a href="#">137</a>
190039	<a href="#">235</a>	190114	<a href="#">236</a>	250060	<a href="#">139</a>	250173	<a href="#">139</a>	250308	<a href="#">137</a>	250422	<a href="#">137</a>
190040	<a href="#">235</a>	190115	<a href="#">236</a>	250061	<a href="#">139</a>	250174	<a href="#">139</a>	250309	<a href="#">137</a>	250423	<a href="#">137</a>
190041	<a href="#">235</a>	190116	<a href="#">236</a>	250062	<a href="#">139</a>	250175	<a href="#">139</a>	250310	<a href="#">137</a>	250424	<a href="#">137</a>
190042	<a href="#">235</a>	190117	<a href="#">236</a>	250063	<a href="#">139</a>	250176	<a href="#">139</a>	250311	<a href="#">137</a>	250425	<a href="#">137</a>
190043	<a href="#">235</a>	190118	<a href="#">236</a>	250064	<a href="#">139</a>	250177	<a href="#">139</a>	250312	<a href="#">137</a>	250426	<a href="#">137</a>
190044	<a href="#">235</a>	190119	<a href="#">236</a>	250065	<a href="#">139</a>	250200	<a href="#">136</a>	250313	<a href="#">137</a>	250427	<a href="#">137</a>
190045	<a href="#">235</a>	190120	<a href="#">236</a>	250066	<a href="#">139</a>	250201	<a href="#">136</a>	250314	<a href="#">137</a>	250451	<a href="#">140</a>
190046	<a href="#">235</a>	190121	<a href="#">236</a>	250067	<a href="#">139</a>	250202	<a href="#">136</a>	250315	<a href="#">137</a>	250452	<a href="#">140</a>
190047	<a href="#">235</a>	190122	<a href="#">236</a>	250068	<a href="#">139</a>	250203	<a href="#">136</a>	250316	<a href="#">137</a>	250453	<a href="#">140</a>
190048	<a href="#">235</a>	190123	<a href="#">236</a>	250069	<a href="#">139</a>	250204	<a href="#">136</a>	250317	<a href="#">137</a>	250454	<a href="#">140</a>
190049	<a href="#">235</a>	190124	<a href="#">236</a>	250070	<a href="#">139</a>	250205	<a href="#">136</a>	250318	<a href="#">137</a>	250455	<a href="#">140</a>
190050	<a href="#">235</a>	190125	<a href="#">236</a>	250071	<a href="#">139</a>	250206	<a href="#">136</a>	250319	<a href="#">137</a>	250456	<a href="#">140</a>
190051	<a href="#">235</a>	190126	<a href="#">236</a>	250072	<a href="#">139</a>	250207	<a href="#">136</a>	250320	<a href="#">137</a>	250457	<a href="#">140</a>
190052	<a href="#">235</a>	190127	<a href="#">236</a>	250073	<a href="#">139</a>	250208	<a href="#">136</a>	250321	<a href="#">137</a>	250458	<a href="#">140</a>
190053	<a href="#">235</a>	190128	<a href="#">236</a>	250074	<a href="#">139</a>	250209	<a href="#">136</a>	250322	<a href="#">137</a>	250459	<a href="#">140</a>
190054	<a href="#">235</a>	190129	<a href="#">236</a>	250075	<a href="#">139</a>	250210	<a href="#">136</a>	250323	<a href="#">137</a>	250460	<a href="#">140</a>
190055	<a href="#">235</a>	190130	<a href="#">236</a>	250076	<a href="#">139</a>	250211	<a href="#">136</a>	250324	<a href="#">137</a>	250461	<a href="#">140</a>
190056	<a href="#">235</a>	190131	<a href="#">236</a>	250077	<a href="#">139</a>	250212	<a href="#">136</a>	250325	<a href="#">137</a>	250462	<a href="#">140</a>
190060	<a href="#">236</a>	190132	<a href="#">236</a>	250100	<a href="#">136</a>	250213	<a href="#">136</a>	250326	<a href="#">137</a>	250463	<a href="#">140</a>
190061	<a href="#">236</a>	190133	<a href="#">236</a>	250101	<a href="#">136</a>	250214	<a href="#">136</a>	250327	<a href="#">137</a>	250464	<a href="#">140</a>
190062	<a href="#">236</a>	190134	<a href="#">236</a>	250102	<a href="#">136</a>	250215	<a href="#">136</a>	250352	<a href="#">140</a>	250465	<a href="#">140</a>
190063	<a href="#">236</a>	190135	<a href="#">236</a>	250103	<a href="#">136</a>	250216	<a href="#">136</a>	250353	<a href="#">140</a>	250466	<a href="#">140</a>
190064	<a href="#">236</a>	190136	<a href="#">236</a>	250104	<a href="#">136</a>	250217	<a href="#">136</a>	250354	<a href="#">140</a>	250467	<a href="#">140</a>
190065	<a href="#">236</a>	190137	<a href="#">236</a>	250105	<a href="#">136</a>	250218	<a href="#">136</a>	250355	<a href="#">140</a>	250468	<a href="#">140</a>
190066	<a href="#">236</a>	190138	<a href="#">236</a>	250106	<a href="#">136</a>	250219	<a href="#">136</a>	250356	<a href="#">140</a>	250469	<a href="#">140</a>
190067	<a href="#">236</a>	190139	<a href="#">236</a>	250107	<a href="#">136</a>	250220	<a href="#">136</a>	250357	<a href="#">140</a>	250470	<a href="#">140</a>
190068	<a href="#">236</a>	190140	<a href="#">236</a>	250108	<a href="#">136</a>	250221	<a href="#">136</a>	250358	<a href="#">140</a>	250471	<a href="#">140</a>
190069	<a href="#">236</a>	190141	<a href="#">236</a>	250109	<a href="#">136</a>	250222	<a href="#">136</a>	250359	<a href="#">140</a>	250472	<a href="#">140</a>
190070	<a href="#">236</a>	190142	<a href="#">236</a>	250110	<a href="#">136</a>	250223	<a href="#">136</a>	250360	<a href="#">140</a>	250473	<a href="#">140</a>
190071	<a href="#">236</a>	190143	<a href="#">236</a>	250111	<a href="#">136</a>	250224	<a href="#">136</a>	250361	<a href="#">140</a>	250474	<a href="#">140</a>
190072	<a href="#">236</a>	190276	<a href="#">180</a>	250112	<a href="#">136</a>	250225	<a href="#">136</a>	250362	<a href="#">140</a>	250475	<a href="#">140</a>
190073	<a href="#">236</a>	190277	<a href="#">180</a>	250113	<a href="#">136</a>	250226	<a href="#">136</a>	250363	<a href="#">140</a>	250476	<a href="#">140</a>
190074	<a href="#">236</a>	250000	<a href="#">136</a>	250114	<a href="#">136</a>	250227	<a href="#">136</a>	250364	<a href="#">140</a>	250477	<a href="#">140</a>
190075	<a href="#">236</a>	250001	<a href="#">136</a>	250115	<a href="#">136</a>	250251	<a href="#">136</a>	250365	<a href="#">140</a>	250500	<a href="#">137</a>
190076	<a href="#">236</a>	250002	<a href="#">136</a>	250116	<a href="#">136</a>	250252	<a href="#">136</a>	250366	<a href="#">140</a>	250501	<a href="#">137</a>
190077	<a href="#">236</a>	250003	<a href="#">136</a>	250117	<a href="#">136</a>	250253	<a href="#">136</a>	250367	<a href="#">140</a>	250502	<a href="#">137</a>
190078	<a href="#">236</a>	250004	<a href="#">136</a>	250118	<a href="#">136</a>	250254	<a href="#">136</a>	250368	<a href="#">140</a>	250503	<a href="#">137</a>
190079	<a href="#">236</a>	250005	<a href="#">136</a>	250119	<a href="#">136</a>	250255	<a href="#">136</a>	250369	<a href="#">140</a>	250504	<a href="#">137</a>
190080	<a href="#">236</a>	250006	<a href="#">136</a>	250120	<a href="#">136</a>	250256	<a href="#">136</a>	250370	<a href="#">140</a>	250505	<a href="#">137</a>
190081	<a href="#">236</a>	250007	<a href="#">136</a>	250121	<a href="#">136</a>	250257	<a href="#">136</a>	250371	<a href="#">140</a>	250506	<a href="#">137</a>
190082	<a href="#">236</a>	250008	<a href="#">136</a>	250122	<a href="#">136</a>	250258	<a href="#">136</a>	250372	<a href="#">140</a>	250507	<a href="#">137</a>
190083	<a href="#">236</a>	250009	<a href="#">136</a>	250123	<a href="#">136</a>	250259	<a href="#">136</a>	250373	<a href="#">140</a>	250508	<a href="#">137</a>
190085	<a href="#">236</a>	250010	<a href="#">136</a>	250124	<a href="#">136</a>	250260	<a href="#">136</a>	250374	<a href="#">140</a>	250509	<a href="#">137</a>
190086	<a href="#">236</a>	250011	<a href="#">136</a>	250125	<a href="#">136</a>	250261	<a href="#">136</a>	250375	<a href="#">140</a>	250510	<a href="#">137</a>
190087	<a href="#">236</a>	250012	<a href="#">136</a>	250126	<a href="#">136</a>	250262	<a href="#">136</a>	250376	<a href="#">140</a>	250511	<a href="#">137</a>
190089	<a href="#">236</a>	250013	<a href="#">136</a>	250127	<a href="#">136</a>	250263	<a href="#">136</a>	250377	<a href="#">140</a>	250512	<a href="#">137</a>
190090	<a href="#">236</a>	250014	<a href="#">136</a>	250151	<a href="#">139</a>	250264	<a href="#">136</a>	250400	<a href="#">137</a>	250513	<a href="#">137</a>
190091	<a href="#">236</a>	250015	<a href="#">136</a>	250152	<a href="#">139</a>	250265	<a href="#">136</a>	250401	<a href="#">137</a>	250514	<a href="#">137</a>
190092	<a href="#">236</a>	250016	<a href="#">136</a>	250153	<a href="#">139</a>	250266	<a href="#">136</a>	250402	<a href="#">137</a>	250515	<a href="#">137</a>
190093	<a href="#">236</a>	250017	<a href="#">136</a>	250154	<a href="#">139</a>	250267	<a href="#">136</a>	250403	<a href="#">137</a>	250516	<a href="#">137</a>
										250517	<a href="#">137</a>
										250518	<a href="#">137</a>
										250519	<a href="#">137</a>
										250520	<a href="#">137</a>
										250521	<a href="#">137</a>
										250522	<a href="#">137</a>
										250523	<a href="#">137</a>
										250524	<a href="#">137</a>
										250525	<a href="#">137</a>
										250526	<a href="#">137</a>
										250527	<a href="#">137</a>
										250552	<a href="#">140</a>
										250553	<a href="#">140</a>
										250554	<a href="#">140</a>
										250555	<a href="#">140</a>
										250556	<a href="#">140</a>
										250557	<a href="#">140</a>
										250558	<a href="#">140</a>
										250559	<a href="#">140</a>
										250560	<a href="#">140</a>
										250561	<a href="#">140</a>
										250562	<a href="#">140</a>
										250563	<a href="#">140</a>
										250564	<a href="#">140</a>
										250565	<a href="#">140</a>
										250566	<a href="#">140</a>
										250567	<a href="#">140</a>
										250568	<a href="#">140</a>
										250569	<a href="#">140</a>

# INDEX

Code	Page	Code	Page	Code	Page	Code	Page	Code	Page	Code	Page		
250655	<a href="#">141</a>	250768	<a href="#">141</a>	251004	<a href="#">152</a>	251132	<a href="#">153</a>	251310SX	<a href="#">158</a>	251409H	<a href="#">94</a>	251487	<a href="#">94</a>
250656	<a href="#">141</a>	250769	<a href="#">141</a>	251005	<a href="#">152</a>	251133	<a href="#">153</a>	251311	<a href="#">157</a>	251410H	<a href="#">94</a>	251488	<a href="#">94</a>
250657	<a href="#">141</a>	250770	<a href="#">141</a>	251006	<a href="#">152</a>	251134	<a href="#">153</a>	251311SX	<a href="#">158</a>	251411H	<a href="#">94</a>	251489	<a href="#">94</a>
250658	<a href="#">141</a>	250771	<a href="#">141</a>	251007	<a href="#">152</a>	251135	<a href="#">153</a>	251312	<a href="#">157</a>	251412H	<a href="#">94</a>	251500H	<a href="#">95</a>
250659	<a href="#">141</a>	250772	<a href="#">141</a>	251008	<a href="#">152</a>	251136	<a href="#">153</a>	251312SX	<a href="#">158</a>	251413H	<a href="#">94</a>	251501H	<a href="#">95</a>
250660	<a href="#">141</a>	250773	<a href="#">141</a>	251009	<a href="#">152</a>	251137	<a href="#">153</a>	251313	<a href="#">157</a>	251414H	<a href="#">94</a>	251502H	<a href="#">95</a>
250661	<a href="#">141</a>	250774	<a href="#">141</a>	251010	<a href="#">152</a>	251138	<a href="#">153</a>	251313SX	<a href="#">158</a>	251415H	<a href="#">94</a>	251503H	<a href="#">95</a>
250662	<a href="#">141</a>	250775	<a href="#">141</a>	251011	<a href="#">152</a>	251139	<a href="#">153</a>	251314	<a href="#">157</a>	251416H	<a href="#">94</a>	251504H	<a href="#">95</a>
250663	<a href="#">141</a>	250776	<a href="#">141</a>	251012	<a href="#">152</a>	251200	<a href="#">155</a>	251314SX	<a href="#">158</a>	251417H	<a href="#">94</a>	251505H	<a href="#">95</a>
250664	<a href="#">141</a>	250777	<a href="#">141</a>	251013	<a href="#">152</a>	251201	<a href="#">155</a>	251315	<a href="#">157</a>	251418H	<a href="#">94</a>	251506H	<a href="#">95</a>
250665	<a href="#">141</a>	250800	<a href="#">138</a>	251014	<a href="#">152</a>	251202	<a href="#">155</a>	251315SX	<a href="#">158</a>	251419H	<a href="#">94</a>	251507H	<a href="#">95</a>
250666	<a href="#">141</a>	250801	<a href="#">138</a>	251015	<a href="#">152</a>	251203	<a href="#">155</a>	251316	<a href="#">157</a>	251420H	<a href="#">94</a>	251508H	<a href="#">95</a>
250667	<a href="#">141</a>	250802	<a href="#">138</a>	251016	<a href="#">152</a>	251204	<a href="#">155</a>	251316SX	<a href="#">158</a>	251421H	<a href="#">94</a>	251509H	<a href="#">95</a>
250668	<a href="#">141</a>	250803	<a href="#">138</a>	251017	<a href="#">152</a>	251205	<a href="#">155</a>	251317	<a href="#">157</a>	251422H	<a href="#">94</a>	251510H	<a href="#">95</a>
250669	<a href="#">141</a>	250804	<a href="#">138</a>	251018	<a href="#">152</a>	251206	<a href="#">155</a>	251317SX	<a href="#">158</a>	251423H	<a href="#">94</a>	251511H	<a href="#">95</a>
250670	<a href="#">141</a>	250805	<a href="#">138</a>	251019	<a href="#">152</a>	251207	<a href="#">155</a>	251318	<a href="#">157</a>	251424H	<a href="#">94</a>	251512H	<a href="#">95</a>
250671	<a href="#">141</a>	250806	<a href="#">138</a>	251020	<a href="#">152</a>	251208	<a href="#">155</a>	251318SX	<a href="#">158</a>	251425H	<a href="#">94</a>	251513H	<a href="#">95</a>
250672	<a href="#">141</a>	250807	<a href="#">138</a>	251021	<a href="#">152</a>	251209	<a href="#">155</a>	251319	<a href="#">157</a>	251426H	<a href="#">94</a>	251514H	<a href="#">95</a>
250673	<a href="#">141</a>	250808	<a href="#">138</a>	251022	<a href="#">152</a>	251210	<a href="#">155</a>	251319SX	<a href="#">158</a>	251427H	<a href="#">94</a>	251515H	<a href="#">95</a>
250674	<a href="#">141</a>	250809	<a href="#">138</a>	251023	<a href="#">152</a>	251211	<a href="#">155</a>	251320	<a href="#">157</a>	251428H	<a href="#">94</a>	251516H	<a href="#">95</a>
250675	<a href="#">141</a>	250810	<a href="#">138</a>	251024	<a href="#">152</a>	251212	<a href="#">155</a>	251320SX	<a href="#">158</a>	251429H	<a href="#">94</a>	251517H	<a href="#">95</a>
250676	<a href="#">141</a>	250811	<a href="#">138</a>	251025	<a href="#">152</a>	251213	<a href="#">155</a>	251321	<a href="#">157</a>	251430H	<a href="#">94</a>	251518H	<a href="#">95</a>
250677	<a href="#">141</a>	250812	<a href="#">138</a>	251026	<a href="#">152</a>	251214	<a href="#">155</a>	251321SX	<a href="#">158</a>	251431H	<a href="#">94</a>	251519H	<a href="#">95</a>
250700	<a href="#">138</a>	250813	<a href="#">138</a>	251027	<a href="#">152</a>	251215	<a href="#">155</a>	251322	<a href="#">157</a>	251432H	<a href="#">94</a>	251520H	<a href="#">95</a>
250701	<a href="#">138</a>	250814	<a href="#">138</a>	251028	<a href="#">152</a>	251216	<a href="#">155</a>	251322SX	<a href="#">158</a>	251433H	<a href="#">94</a>	251521H	<a href="#">95</a>
250702	<a href="#">138</a>	250815	<a href="#">138</a>	251029	<a href="#">152</a>	251217	<a href="#">155</a>	251323	<a href="#">157</a>	251434H	<a href="#">94</a>	251522H	<a href="#">95</a>
250703	<a href="#">138</a>	250816	<a href="#">138</a>	251030	<a href="#">152</a>	251218	<a href="#">155</a>	251323SX	<a href="#">158</a>	251435H	<a href="#">94</a>	251523H	<a href="#">95</a>
250704	<a href="#">138</a>	250817	<a href="#">138</a>	251031	<a href="#">152</a>	251219	<a href="#">155</a>	251324	<a href="#">157</a>	251436H	<a href="#">94</a>	251524H	<a href="#">95</a>
250705	<a href="#">138</a>	250818	<a href="#">138</a>	251032	<a href="#">152</a>	251220	<a href="#">155</a>	251324SX	<a href="#">158</a>	251437H	<a href="#">94</a>	251525H	<a href="#">95</a>
250706	<a href="#">138</a>	250819	<a href="#">138</a>	251033	<a href="#">152</a>	251221	<a href="#">155</a>	251325	<a href="#">157</a>	251438H	<a href="#">94</a>	251526H	<a href="#">95</a>
250707	<a href="#">138</a>	250820	<a href="#">138</a>	251034	<a href="#">152</a>	251222	<a href="#">155</a>	251325SX	<a href="#">158</a>	251439H	<a href="#">94</a>	251527H	<a href="#">95</a>
250708	<a href="#">138</a>	250821	<a href="#">138</a>	251035	<a href="#">152</a>	251223	<a href="#">155</a>	251326	<a href="#">157</a>	251450	<a href="#">94</a>	251528H	<a href="#">95</a>
250709	<a href="#">138</a>	250822	<a href="#">138</a>	251036	<a href="#">152</a>	251224	<a href="#">155</a>	251326SX	<a href="#">158</a>	251451	<a href="#">94</a>	251529H	<a href="#">95</a>
250710	<a href="#">138</a>	250823	<a href="#">138</a>	251037	<a href="#">152</a>	251225	<a href="#">155</a>	251327	<a href="#">157</a>	251452	<a href="#">94</a>	251530H	<a href="#">95</a>
250711	<a href="#">138</a>	250824	<a href="#">138</a>	251038	<a href="#">152</a>	251226	<a href="#">155</a>	251327SX	<a href="#">158</a>	251453	<a href="#">94</a>	251531H	<a href="#">95</a>
250712	<a href="#">138</a>	250825	<a href="#">138</a>	251039	<a href="#">152</a>	251227	<a href="#">155</a>	251328	<a href="#">157</a>	251454	<a href="#">94</a>	251532H	<a href="#">95</a>
250713	<a href="#">138</a>	250826	<a href="#">138</a>	251100	<a href="#">153</a>	251228	<a href="#">155</a>	251328SX	<a href="#">158</a>	251455	<a href="#">94</a>	251533H	<a href="#">95</a>
250714	<a href="#">138</a>	250827	<a href="#">138</a>	251101	<a href="#">153</a>	251229	<a href="#">155</a>	251329	<a href="#">157</a>	251456	<a href="#">94</a>	251534H	<a href="#">95</a>
250715	<a href="#">138</a>	250852	<a href="#">141</a>	251102	<a href="#">153</a>	251230	<a href="#">155</a>	251329SX	<a href="#">158</a>	251457	<a href="#">94</a>	251535H	<a href="#">95</a>
250716	<a href="#">138</a>	250853	<a href="#">141</a>	251103	<a href="#">153</a>	251231	<a href="#">155</a>	251330	<a href="#">157</a>	251458	<a href="#">94</a>	251536H	<a href="#">95</a>
250717	<a href="#">138</a>	250854	<a href="#">141</a>	251104	<a href="#">153</a>	251232	<a href="#">155</a>	251330SX	<a href="#">158</a>	251459	<a href="#">94</a>	251537H	<a href="#">95</a>
250718	<a href="#">138</a>	250855	<a href="#">141</a>	251105	<a href="#">153</a>	251233	<a href="#">155</a>	251331	<a href="#">157</a>	251460	<a href="#">94</a>	251538H	<a href="#">95</a>
250719	<a href="#">138</a>	250856	<a href="#">141</a>	251106	<a href="#">153</a>	251234	<a href="#">155</a>	251331SX	<a href="#">158</a>	251461	<a href="#">94</a>	251539H	<a href="#">95</a>
250720	<a href="#">138</a>	250857	<a href="#">141</a>	251107	<a href="#">153</a>	251235	<a href="#">155</a>	251332	<a href="#">157</a>	251462	<a href="#">94</a>	251550	<a href="#">95</a>
250721	<a href="#">138</a>	250858	<a href="#">141</a>	251108	<a href="#">153</a>	251236	<a href="#">155</a>	251332SX	<a href="#">158</a>	251463	<a href="#">94</a>	251551	<a href="#">95</a>
250722	<a href="#">138</a>	250859	<a href="#">141</a>	251109	<a href="#">153</a>	251237	<a href="#">155</a>	251333	<a href="#">157</a>	251464	<a href="#">94</a>	251552	<a href="#">95</a>
250723	<a href="#">138</a>	250860	<a href="#">141</a>	251110	<a href="#">153</a>	251238	<a href="#">155</a>	251333SX	<a href="#">158</a>	251465	<a href="#">94</a>	251553	<a href="#">95</a>
250724	<a href="#">138</a>	250861	<a href="#">141</a>	251111	<a href="#">153</a>	251239	<a href="#">155</a>	251334	<a href="#">157</a>	251466	<a href="#">94</a>	251554	<a href="#">95</a>
250725	<a href="#">138</a>	250862	<a href="#">141</a>	251112	<a href="#">153</a>	251300	<a href="#">157-158</a>	251334SX	<a href="#">158</a>	251467	<a href="#">94</a>	251555	<a href="#">95</a>
250726	<a href="#">138</a>	250863	<a href="#">141</a>	251113	<a href="#">153</a>	251301	<a href="#">157</a>	251335	<a href="#">157</a>	251468	<a href="#">94</a>	251556	<a href="#">95</a>
250727	<a href="#">138</a>	250864	<a href="#">141</a>	251114	<a href="#">153</a>	251301SX	<a href="#">158</a>	251335SX	<a href="#">158</a>	251469	<a href="#">94</a>	251557	<a href="#">95</a>
250751	<a href="#">141</a>	250865	<a href="#">141</a>	251115	<a href="#">153</a>	251302	<a href="#">157</a>	251336	<a href="#">157</a>	251470	<a href="#">94</a>	251558	<a href="#">95</a>
250752	<a href="#">141</a>	250866	<a href="#">141</a>	251116	<a href="#">153</a>	251302SX	<a href="#">158</a>	251336SX	<a href="#">158</a>	251471	<a href="#">94</a>	251559	<a href="#">95</a>
250753	<a href="#">141</a>	250867	<a href="#">141</a>	251117	<a href="#">153</a>	251303	<a href="#">157</a>	251337	<a href="#">157</a>	251472	<a href="#">94</a>	251560	<a href="#">95</a>
250754	<a href="#">141</a>	250868	<a href="#">141</a>	251118	<a href="#">153</a>	251303SX	<a href="#">158</a>	251337SX	<a href="#">158</a>	251473	<a href="#">94</a>	251561	<a href="#">95</a>
250755	<a href="#">141</a>	250869	<a href="#">141</a>	251119	<a href="#">153</a>	251304	<a href="#">157</a>	251338	<a href="#">157</a>	251474	<a href="#">94</a>	251562	<a href="#">95</a>
250756	<a href="#">141</a>	250870	<a href="#">141</a>	251120	<a href="#">153</a>	251304SX	<a href="#">158</a>	251338SX	<a href="#">158</a>	251475	<a href="#">94</a>	251563	<a href="#">95</a>
250757	<a href="#">141</a>	250871	<a href="#">141</a>	251121	<a href="#">153</a>	251305	<a href="#">157</a>	251339	<a href="#">157</a>	251476	<a href="#">94</a>	251564	<a href="#">95</a>
250758	<a href="#">141</a>	250872	<a href="#">141</a>	251122	<a href="#">153</a>	251305SX	<a href="#">158</a>	251339SX	<a href="#">158</a>	251477	<a href="#">94</a>	251565	<a href="#">95</a>
250759	<a href="#">141</a>	250873	<a href="#">141</a>	251123	<a href="#">153</a>	251306	<a href="#">157</a>	251400H	<a href="#">94</a>	251478	<a href="#">94</a>	251566	<a href="#">95</a>
250760	<a href="#">141</a>	250874	<a href="#">141</a>	251124	<a href="#">153</a>	251306SX	<a href="#">158</a>	251401H	<a href="#">94</a>	251479	<a href="#">94</a>	251567	<a href="#">95</a>
250761	<a href="#">141</a>	250875	<a href="#">141</a>	251125	<a href="#">153</a>	251307	<a href="#">157</a>	251402H	<a href="#">94</a>	251480	<a href="#">94</a>	251568	<a href="#">95</a>
250762	<a href="#">141</a>	250876	<a href="#">141</a>	251126	<a href="#">153</a>	251307SX	<a href="#">158</a>	251403H	<a href="#">94</a>	251481	<a href="#">94</a>	251569	<a href="#">95</a>
250763	<a href="#">141</a>	250877	<a href="#">141</a>	251127	<a href="#">153</a>	251308	<a href="#">157</a>	251404H	<a href="#">94</a>	251482	<a href="#">94</a>	251570	<a href="#">95</a>
250764	<a href="#">141</a>	251000	<a href="#">152</a>	251128	<a href="#">153</a>	251308SX	<a href="#">158</a>	251405H	<a href="#">94</a>	251483	<a href="#">94</a>	251571	<a href="#">95</a>
250765	<a href="#">141</a>	251001	<a href="#">152</a>	251129	<a href="#">153</a>	251309	<a href="#">157</a>	251406H	<a href="#">94</a>	251484	<a href="#">94</a>	251572	<a href="#">95</a>
250766	<a href="#">141</a>	251002	<a href="#">152</a>	251130	<a href="#">153</a>	251309SX	<a href="#">158</a>	251407H	<a href="#">94</a>	251485	<a href="#">94</a>	251573	<a href="#">95</a>
250767	<a href="#">141</a>	251003	<a href="#">152</a>	251131	<a href="#">153</a>	251310	<a href="#">157</a>	251408H	<a href="#">94</a>	251486	<a href="#">94</a>	251574	<a href="#">95</a>

# INDEX

Code	Page	Code	Page	Code	Page	Code	Page	Code	Page	Code	Page	Code	Page
251575	<a href="#">95</a>	251663	<a href="#">97</a>	251721H	<a href="#">99</a>	251830	<a href="#">170</a>	252018	<a href="#">164</a>	252301	<a href="#">166</a>	252513	<a href="#">166</a>
251576	<a href="#">95</a>	251664	<a href="#">97</a>	251721H-SX	<a href="#">100</a>	251831	<a href="#">170</a>	252019	<a href="#">164</a>	252302	<a href="#">166</a>	252514	<a href="#">166</a>
251577	<a href="#">95</a>	251665	<a href="#">97</a>	251722H	<a href="#">99</a>	251832	<a href="#">170</a>	252020	<a href="#">164</a>	252303	<a href="#">166</a>	252515	<a href="#">166</a>
251578	<a href="#">95</a>	251666	<a href="#">97</a>	251722H-SX	<a href="#">100</a>	251833	<a href="#">170</a>	252021	<a href="#">164</a>	252304	<a href="#">166</a>	252516	<a href="#">166</a>
251579	<a href="#">95</a>	251667	<a href="#">97</a>	251723H	<a href="#">99</a>	251834	<a href="#">170</a>	252022	<a href="#">164</a>	252305	<a href="#">166</a>	252517	<a href="#">166</a>
251580	<a href="#">95</a>	251668	<a href="#">97</a>	251723H-SX	<a href="#">100</a>	251835	<a href="#">170</a>	252023	<a href="#">164</a>	252306	<a href="#">166</a>	252518	<a href="#">166</a>
251581	<a href="#">95</a>	251669	<a href="#">97</a>	251724H	<a href="#">99</a>	251836	<a href="#">170</a>	252024	<a href="#">164</a>	252307	<a href="#">166</a>	252519	<a href="#">166</a>
251582	<a href="#">95</a>	251670	<a href="#">97</a>	251724H-SX	<a href="#">100</a>	251837	<a href="#">170</a>	252025	<a href="#">164</a>	252308	<a href="#">166</a>	252520	<a href="#">166</a>
251583	<a href="#">95</a>	251671	<a href="#">97</a>	251725H	<a href="#">99</a>	251838	<a href="#">170</a>	252026	<a href="#">164</a>	252309	<a href="#">166</a>	252521	<a href="#">166</a>
251584	<a href="#">95</a>	251672	<a href="#">97</a>	251725H-SX	<a href="#">100</a>	251839	<a href="#">170</a>	252026	<a href="#">164</a>	252310	<a href="#">166</a>	252522	<a href="#">166</a>
251585	<a href="#">95</a>	251673	<a href="#">97</a>	251726H	<a href="#">99</a>	251900	<a href="#">172</a>	252027	<a href="#">164</a>	252311	<a href="#">166</a>	252523	<a href="#">166</a>
251586	<a href="#">95</a>	251674	<a href="#">97</a>	251726H-SX	<a href="#">100</a>	251901	<a href="#">172</a>	252100	<a href="#">164</a>	252312	<a href="#">166</a>	252524	<a href="#">166</a>
251587	<a href="#">95</a>	251675	<a href="#">97</a>	251727H	<a href="#">99</a>	251902	<a href="#">172</a>	252101	<a href="#">164</a>	252313	<a href="#">166</a>	252525	<a href="#">166</a>
251588	<a href="#">95</a>	251676	<a href="#">97</a>	251727H-SX	<a href="#">100</a>	251903	<a href="#">172</a>	252102	<a href="#">164</a>	252314	<a href="#">166</a>	252526	<a href="#">166</a>
251589	<a href="#">95</a>	251677	<a href="#">97</a>	251728H	<a href="#">99</a>	251904	<a href="#">172</a>	252103	<a href="#">164</a>	252315	<a href="#">166</a>	252527	<a href="#">166</a>
251600H	<a href="#">97</a>	251678	<a href="#">97</a>	251728H-SX	<a href="#">100</a>	251905	<a href="#">172</a>	252104	<a href="#">164</a>	252316	<a href="#">166</a>	252602	<a href="#">167</a>
251601H	<a href="#">97</a>	251679	<a href="#">97</a>	251729H	<a href="#">99</a>	251906	<a href="#">172</a>	252105	<a href="#">164</a>	252317	<a href="#">166</a>	252603	<a href="#">167</a>
251602H	<a href="#">97</a>	251680	<a href="#">97</a>	251729H-SX	<a href="#">100</a>	251907	<a href="#">172</a>	252106	<a href="#">164</a>	252318	<a href="#">166</a>	252604	<a href="#">167</a>
251603H	<a href="#">97</a>	251681	<a href="#">97</a>	251730H	<a href="#">99</a>	251908	<a href="#">172</a>	252107	<a href="#">164</a>	252319	<a href="#">166</a>	252605	<a href="#">167</a>
251604H	<a href="#">97</a>	251682	<a href="#">97</a>	251730H-SX	<a href="#">100</a>	251909	<a href="#">172</a>	252108	<a href="#">164</a>	252320	<a href="#">166</a>	252606	<a href="#">167</a>
251605H	<a href="#">97</a>	251683	<a href="#">97</a>	251731H	<a href="#">99</a>	251910	<a href="#">172</a>	252109	<a href="#">164</a>	252321	<a href="#">166</a>	252607	<a href="#">167</a>
251606H	<a href="#">97</a>	251684	<a href="#">97</a>	251731H-SX	<a href="#">100</a>	251911	<a href="#">172</a>	252110	<a href="#">164</a>	252322	<a href="#">166</a>	252608	<a href="#">167</a>
251607H	<a href="#">97</a>	251685	<a href="#">97</a>	251732H	<a href="#">99</a>	251912	<a href="#">172</a>	252111	<a href="#">164</a>	252323	<a href="#">166</a>	252609	<a href="#">167</a>
251608H	<a href="#">97</a>	251686	<a href="#">97</a>	251732H-SX	<a href="#">100</a>	251913	<a href="#">172</a>	252112	<a href="#">164</a>	252324	<a href="#">166</a>	252610	<a href="#">167</a>
251609H	<a href="#">97</a>	251687	<a href="#">97</a>	251733H	<a href="#">99</a>	251914	<a href="#">172</a>	252113	<a href="#">164</a>	252325	<a href="#">166</a>	252611	<a href="#">167</a>
251610H	<a href="#">97</a>	251688	<a href="#">97</a>	251733H-SX	<a href="#">100</a>	251915	<a href="#">172</a>	252114	<a href="#">164</a>	252326	<a href="#">166</a>	252612	<a href="#">167</a>
251611H	<a href="#">97</a>	251689	<a href="#">97</a>	251734H	<a href="#">99</a>	251916	<a href="#">172</a>	252115	<a href="#">164</a>	252327	<a href="#">166</a>	252613	<a href="#">167</a>
251612H	<a href="#">97</a>	251700H	<a href="#">99-100</a>	251734H-SX	<a href="#">100</a>	251917	<a href="#">172</a>	252116	<a href="#">164</a>	252400	<a href="#">166</a>	252614	<a href="#">167</a>
251613H	<a href="#">97</a>	251701H	<a href="#">99</a>	251735H	<a href="#">99</a>	251918	<a href="#">172</a>	252117	<a href="#">164</a>	252401	<a href="#">166</a>	252615	<a href="#">167</a>
251614H	<a href="#">97</a>	251701H-SX	<a href="#">100</a>	251735H-SX	<a href="#">100</a>	251919	<a href="#">172</a>	252118	<a href="#">164</a>	252402	<a href="#">166</a>	252616	<a href="#">167</a>
251615H	<a href="#">97</a>	251702H	<a href="#">99</a>	251736H	<a href="#">99</a>	251920	<a href="#">172</a>	252119	<a href="#">164</a>	252403	<a href="#">166</a>	252617	<a href="#">167</a>
251616H	<a href="#">97</a>	251702H-SX	<a href="#">100</a>	251736H-SX	<a href="#">100</a>	251821	<a href="#">172</a>	252120	<a href="#">164</a>	252404	<a href="#">166</a>	252618	<a href="#">167</a>
251617H	<a href="#">97</a>	251703H	<a href="#">99</a>	251737H	<a href="#">99</a>	251922	<a href="#">172</a>	252121	<a href="#">164</a>	252405	<a href="#">166</a>	252619	<a href="#">167</a>
251618H	<a href="#">97</a>	251703H-SX	<a href="#">100</a>	251737H-SX	<a href="#">100</a>	251923	<a href="#">172</a>	252122	<a href="#">164</a>	252406	<a href="#">166</a>	252620	<a href="#">167</a>
251619H	<a href="#">97</a>	251704H	<a href="#">99</a>	251738H	<a href="#">99</a>	251924	<a href="#">172</a>	252123	<a href="#">164</a>	252407	<a href="#">166</a>	252621	<a href="#">167</a>
251620H	<a href="#">97</a>	251704H-SX	<a href="#">100</a>	251738H-SX	<a href="#">100</a>	251925	<a href="#">172</a>	252124	<a href="#">164</a>	252408	<a href="#">166</a>	252622	<a href="#">167</a>
251621H	<a href="#">97</a>	251705H	<a href="#">99</a>	251739H	<a href="#">99</a>	251926	<a href="#">172</a>	252125	<a href="#">164</a>	252409	<a href="#">166</a>	252623	<a href="#">167</a>
251622H	<a href="#">97</a>	251705H-SX	<a href="#">100</a>	251739H-SX	<a href="#">100</a>	251927	<a href="#">172</a>	252126	<a href="#">164</a>	252410	<a href="#">166</a>	252624	<a href="#">167</a>
251623H	<a href="#">97</a>	251706H	<a href="#">99</a>	251800	<a href="#">170</a>	251928	<a href="#">172</a>	252127	<a href="#">164</a>	252411	<a href="#">166</a>	252625	<a href="#">167</a>
251624H	<a href="#">97</a>	251706H-SX	<a href="#">100</a>	251801	<a href="#">170</a>	251929	<a href="#">172</a>	252200	<a href="#">164</a>	252412	<a href="#">166</a>	252626	<a href="#">167</a>
251625H	<a href="#">97</a>	251707H	<a href="#">99</a>	251802	<a href="#">170</a>	251930	<a href="#">172</a>	252201	<a href="#">164</a>	252413	<a href="#">166</a>	252627	<a href="#">167</a>
251626H	<a href="#">97</a>	251707H-SX	<a href="#">100</a>	251803	<a href="#">170</a>	251931	<a href="#">172</a>	252202	<a href="#">164</a>	252414	<a href="#">166</a>	252701	<a href="#">167</a>
251627H	<a href="#">97</a>	251708H	<a href="#">99</a>	251804	<a href="#">170</a>	251932	<a href="#">172</a>	252203	<a href="#">164</a>	252415	<a href="#">166</a>	252702	<a href="#">167</a>
251628H	<a href="#">97</a>	251708H-SX	<a href="#">100</a>	251805	<a href="#">170</a>	251933	<a href="#">172</a>	252204	<a href="#">164</a>	252416	<a href="#">166</a>	252703	<a href="#">167</a>
251629H	<a href="#">97</a>	251709H	<a href="#">99</a>	251806	<a href="#">170</a>	251934	<a href="#">172</a>	252205	<a href="#">164</a>	252417	<a href="#">166</a>	252704	<a href="#">167</a>
251630H	<a href="#">97</a>	251709H-SX	<a href="#">100</a>	251807	<a href="#">170</a>	251935	<a href="#">172</a>	252206	<a href="#">164</a>	252418	<a href="#">166</a>	252705	<a href="#">167</a>
251631H	<a href="#">97</a>	251710H	<a href="#">99</a>	251808	<a href="#">170</a>	251936	<a href="#">172</a>	252207	<a href="#">164</a>	252419	<a href="#">166</a>	252706	<a href="#">167</a>
251632H	<a href="#">97</a>	251710H-SX	<a href="#">100</a>	251809	<a href="#">170</a>	251937	<a href="#">172</a>	252208	<a href="#">164</a>	252420	<a href="#">166</a>	252707	<a href="#">167</a>
251633H	<a href="#">97</a>	251711H	<a href="#">99</a>	251810	<a href="#">170</a>	251938	<a href="#">172</a>	252209	<a href="#">164</a>	252421	<a href="#">166</a>	252708	<a href="#">167</a>
251634H	<a href="#">97</a>	251711H-SX	<a href="#">100</a>	251811	<a href="#">170</a>	251939	<a href="#">172</a>	252210	<a href="#">164</a>	252422	<a href="#">166</a>	252709	<a href="#">167</a>
251635H	<a href="#">97</a>	251712H	<a href="#">99</a>	251812	<a href="#">170</a>	252000	<a href="#">164</a>	252211	<a href="#">164</a>	252423	<a href="#">166</a>	252710	<a href="#">167</a>
251636H	<a href="#">97</a>	251712H-SX	<a href="#">100</a>	251813	<a href="#">170</a>	252001	<a href="#">164</a>	252212	<a href="#">164</a>	252424	<a href="#">166</a>	252711	<a href="#">167</a>
251637H	<a href="#">97</a>	251713H	<a href="#">99</a>	251814	<a href="#">170</a>	252002	<a href="#">164</a>	252213	<a href="#">164</a>	252425	<a href="#">166</a>	252712	<a href="#">167</a>
251638H	<a href="#">97</a>	251713H-SX	<a href="#">100</a>	251815	<a href="#">170</a>	252003	<a href="#">164</a>	252214	<a href="#">164</a>	252426	<a href="#">166</a>	252713	<a href="#">167</a>
251639H	<a href="#">97</a>	251714H	<a href="#">99</a>	251816	<a href="#">170</a>	252004	<a href="#">164</a>	252215	<a href="#">164</a>	252427	<a href="#">166</a>	252714	<a href="#">167</a>
251650	<a href="#">97</a>	251714H-SX	<a href="#">100</a>	251817	<a href="#">170</a>	252005	<a href="#">164</a>	252216	<a href="#">164</a>	252500	<a href="#">166</a>	252715	<a href="#">167</a>
251651	<a href="#">97</a>	251715H	<a href="#">99</a>	251818	<a href="#">170</a>	252006	<a href="#">164</a>	252217	<a href="#">164</a>	252501	<a href="#">166</a>	252716	<a href="#">167</a>
251652	<a href="#">97</a>	251715H-SX	<a href="#">100</a>	251819	<a href="#">170</a>	252007	<a href="#">164</a>	252218	<a href="#">164</a>	252502	<a href="#">166</a>	252717	<a href="#">167</a>
251653	<a href="#">97</a>	251716H	<a href="#">99</a>	251820	<a href="#">170</a>	252008	<a href="#">164</a>	252219	<a href="#">164</a>	252503	<a href="#">166</a>	252718	<a href="#">167</a>
251654	<a href="#">97</a>	251716H-SX	<a href="#">100</a>	251821	<a href="#">170</a>	252009	<a href="#">164</a>	252220	<a href="#">164</a>	252504	<a href="#">166</a>	252719	<a href="#">167</a>
251655	<a href="#">97</a>	251717H	<a href="#">99</a>	251822	<a href="#">170</a>	252010	<a href="#">164</a>	252221	<a href="#">164</a>	252505	<a href="#">166</a>	252720	<a href="#">167</a>
251656	<a href="#">97</a>	251717H-SX	<a href="#">100</a>	251823	<a href="#">170</a>	252011	<a href="#">164</a>	252222	<a href="#">164</a>	252506	<a href="#">166</a>	252721	<a href="#">167</a>
251657	<a href="#">97</a>	251718H	<a href="#">99</a>	251824	<a href="#">170</a>	252012	<a href="#">164</a>	252223	<a href="#">164</a>	252507	<a href="#">166</a>	252722	<a href="#">167</a>
251658	<a href="#">97</a>	251718H-SX	<a href="#">100</a>	251825	<a href="#">170</a>	252013	<a href="#">164</a>	252224	<a href="#">164</a>	252508	<a href="#">166</a>	252723	<a href="#">167</a>
251659	<a href="#">97</a>	251719H	<a href="#">99</a>	251826	<a href="#">170</a>	252014	<a href="#">164</a>	252225	<a href="#">164</a>	252509	<a href="#">166</a>	252724	<a href="#">167</a>
251660	<a href="#">97</a>	251719H-SX	<a href="#">100</a>	251827	<a href="#">170</a>	252015	<a href="#">164</a>	252226	<a href="#">164</a>	252510	<a href="#">166</a>	252725	<a href="#">167</a>
251661	<a href="#">97</a>	251720H	<a href="#">99</a>	251828	<a href="#">170</a>	252016	<a href="#">164</a>	252227	<a href="#">164</a>	252511	<a href="#">166</a>	252726	<a href="#">167</a>
251662	<a href="#">97</a>	251720H-SX	<a href="#">100</a>	251829	<a href="#">170</a>	252017	<a href="#">164</a>	252300	<a href="#">166</a>	252512	<a href="#">166</a>	252727	<a href="#">167</a>



# INDEX

Code	Page	Code	Page	Code	Page	Code	Page	Code	Page	Code	Page	Code	Page
254314J	<a href="#">132</a>	254504H	<a href="#">96</a>	254583	<a href="#">96</a>	254673	<a href="#">98</a>	254823	<a href="#">102</a>	255107	<a href="#">103</a>	255319	<a href="#">104</a>
254315J	<a href="#">132</a>	254505H	<a href="#">96</a>	254584	<a href="#">96</a>	254674	<a href="#">98</a>	254824	<a href="#">102</a>	255108	<a href="#">103</a>	255320	<a href="#">104</a>
254316J	<a href="#">132</a>	254506H	<a href="#">96</a>	254585	<a href="#">96</a>	254675	<a href="#">98</a>	254825	<a href="#">102</a>	255109	<a href="#">103</a>	255321	<a href="#">104</a>
254317J	<a href="#">132</a>	254507H	<a href="#">96</a>	254586	<a href="#">96</a>	254676	<a href="#">98</a>	254826	<a href="#">102</a>	255110	<a href="#">103</a>	255322	<a href="#">104</a>
254318J	<a href="#">132</a>	254508H	<a href="#">96</a>	254587	<a href="#">96</a>	254677	<a href="#">98</a>	254827	<a href="#">102</a>	255111	<a href="#">103</a>	255323	<a href="#">104</a>
254319J	<a href="#">132</a>	254509H	<a href="#">96</a>	254588	<a href="#">96</a>	254678	<a href="#">98</a>	254900	<a href="#">102</a>	255112	<a href="#">103</a>	255324	<a href="#">104</a>
254320J	<a href="#">132</a>	254510H	<a href="#">96</a>	254589	<a href="#">96</a>	254679	<a href="#">98</a>	254901	<a href="#">102</a>	255113	<a href="#">103</a>	255325	<a href="#">104</a>
254321J	<a href="#">132</a>	254511H	<a href="#">96</a>	254601H	<a href="#">98</a>	254680	<a href="#">98</a>	254902	<a href="#">102</a>	255114	<a href="#">103</a>	255326	<a href="#">104</a>
254322J	<a href="#">132</a>	254512H	<a href="#">96</a>	254602H	<a href="#">98</a>	254681	<a href="#">98</a>	254903	<a href="#">102</a>	255115	<a href="#">103</a>	255327	<a href="#">104</a>
254323J	<a href="#">132</a>	254513H	<a href="#">96</a>	254603H	<a href="#">98</a>	254682	<a href="#">98</a>	254904	<a href="#">102</a>	255116	<a href="#">103</a>	255400	<a href="#">104</a>
254324J	<a href="#">132</a>	254514H	<a href="#">96</a>	254604H	<a href="#">98</a>	254683	<a href="#">98</a>	254905	<a href="#">102</a>	255117	<a href="#">103</a>	255401	<a href="#">104</a>
254325J	<a href="#">132</a>	254515H	<a href="#">96</a>	254605H	<a href="#">98</a>	254684	<a href="#">98</a>	254906	<a href="#">102</a>	255118	<a href="#">103</a>	255402	<a href="#">104</a>
254326J	<a href="#">132</a>	254516H	<a href="#">96</a>	254606H	<a href="#">98</a>	254685	<a href="#">98</a>	254907	<a href="#">102</a>	255119	<a href="#">103</a>	255403	<a href="#">104</a>
254327J	<a href="#">132</a>	254517H	<a href="#">96</a>	254607H	<a href="#">98</a>	254686	<a href="#">98</a>	254908	<a href="#">102</a>	255120	<a href="#">103</a>	255404	<a href="#">104</a>
254328J	<a href="#">132</a>	254518H	<a href="#">96</a>	254608H	<a href="#">98</a>	254687	<a href="#">98</a>	254909	<a href="#">102</a>	255121	<a href="#">103</a>	255405	<a href="#">104</a>
254329J	<a href="#">132</a>	254519H	<a href="#">96</a>	254609H	<a href="#">98</a>	254688	<a href="#">98</a>	254910	<a href="#">102</a>	255122	<a href="#">103</a>	255406	<a href="#">104</a>
254330J	<a href="#">132</a>	254520H	<a href="#">96</a>	254610H	<a href="#">98</a>	254689	<a href="#">98</a>	254911	<a href="#">102</a>	255123	<a href="#">103</a>	255407	<a href="#">104</a>
254331J	<a href="#">132</a>	254521H	<a href="#">96</a>	254611H	<a href="#">98</a>	254700	<a href="#">102</a>	254912	<a href="#">102</a>	255124	<a href="#">103</a>	255408	<a href="#">104</a>
254332J	<a href="#">132</a>	254522H	<a href="#">96</a>	254612H	<a href="#">98</a>	254701	<a href="#">102</a>	254913	<a href="#">102</a>	255125	<a href="#">103</a>	255409	<a href="#">104</a>
254333J	<a href="#">132</a>	254523H	<a href="#">96</a>	254613H	<a href="#">98</a>	254702	<a href="#">102</a>	254914	<a href="#">102</a>	255126	<a href="#">103</a>	255410	<a href="#">104</a>
254334J	<a href="#">132</a>	254524H	<a href="#">96</a>	254614H	<a href="#">98</a>	254703	<a href="#">102</a>	254915	<a href="#">102</a>	255127	<a href="#">103</a>	255411	<a href="#">104</a>
254335J	<a href="#">132</a>	254525H	<a href="#">96</a>	254615H	<a href="#">98</a>	254704	<a href="#">102</a>	254916	<a href="#">102</a>	255200	<a href="#">103</a>	255412	<a href="#">104</a>
254336J	<a href="#">132</a>	254526H	<a href="#">96</a>	254616H	<a href="#">98</a>	254705	<a href="#">102</a>	254917	<a href="#">102</a>	255201	<a href="#">103</a>	255413	<a href="#">104</a>
254337J	<a href="#">132</a>	254527H	<a href="#">96</a>	254617H	<a href="#">98</a>	254706	<a href="#">102</a>	254918	<a href="#">102</a>	255202	<a href="#">103</a>	255414	<a href="#">104</a>
254338J	<a href="#">132</a>	254528H	<a href="#">96</a>	254618H	<a href="#">98</a>	254707	<a href="#">102</a>	254919	<a href="#">102</a>	255203	<a href="#">103</a>	255415	<a href="#">104</a>
254339J	<a href="#">132</a>	254529H	<a href="#">96</a>	254619H	<a href="#">98</a>	254708	<a href="#">102</a>	254920	<a href="#">102</a>	255204	<a href="#">103</a>	255416	<a href="#">104</a>
254401J	<a href="#">133</a>	254530H	<a href="#">96</a>	254620H	<a href="#">98</a>	254709	<a href="#">102</a>	254921	<a href="#">102</a>	255205	<a href="#">103</a>	255417	<a href="#">104</a>
254402J	<a href="#">133</a>	254531H	<a href="#">96</a>	254621H	<a href="#">98</a>	254710	<a href="#">102</a>	254922	<a href="#">102</a>	255206	<a href="#">103</a>	255418	<a href="#">104</a>
254403J	<a href="#">133</a>	254532H	<a href="#">96</a>	254622H	<a href="#">98</a>	254711	<a href="#">102</a>	254923	<a href="#">102</a>	255207	<a href="#">103</a>	255419	<a href="#">104</a>
254404J	<a href="#">133</a>	254533H	<a href="#">96</a>	254623H	<a href="#">98</a>	254712	<a href="#">102</a>	254924	<a href="#">102</a>	255208	<a href="#">103</a>	255420	<a href="#">104</a>
254405J	<a href="#">133</a>	254534H	<a href="#">96</a>	254624H	<a href="#">98</a>	254713	<a href="#">102</a>	254925	<a href="#">102</a>	255209	<a href="#">103</a>	255421	<a href="#">104</a>
254406J	<a href="#">133</a>	254535H	<a href="#">96</a>	254625H	<a href="#">98</a>	254714	<a href="#">102</a>	254926	<a href="#">102</a>	255210	<a href="#">103</a>	255422	<a href="#">104</a>
254407J	<a href="#">133</a>	254536H	<a href="#">96</a>	254626H	<a href="#">98</a>	254715	<a href="#">102</a>	254927	<a href="#">102</a>	255211	<a href="#">103</a>	255423	<a href="#">104</a>
254408J	<a href="#">133</a>	254537H	<a href="#">96</a>	254627H	<a href="#">98</a>	254716	<a href="#">102</a>	255000	<a href="#">103</a>	255212	<a href="#">103</a>	255424	<a href="#">104</a>
254409J	<a href="#">133</a>	254538H	<a href="#">96</a>	254628H	<a href="#">98</a>	254717	<a href="#">102</a>	255001	<a href="#">103</a>	255213	<a href="#">103</a>	255425	<a href="#">104</a>
254410J	<a href="#">133</a>	254539H	<a href="#">96</a>	254629H	<a href="#">98</a>	254718	<a href="#">102</a>	255002	<a href="#">103</a>	255214	<a href="#">103</a>	255426	<a href="#">104</a>
254411J	<a href="#">133</a>	254551	<a href="#">96</a>	254630H	<a href="#">98</a>	254719	<a href="#">102</a>	255003	<a href="#">103</a>	255215	<a href="#">103</a>	255427	<a href="#">104</a>
254412J	<a href="#">133</a>	254552	<a href="#">96</a>	254631H	<a href="#">98</a>	254720	<a href="#">102</a>	255004	<a href="#">103</a>	255216	<a href="#">103</a>	255500	<a href="#">104</a>
254413J	<a href="#">133</a>	254553	<a href="#">96</a>	254632H	<a href="#">98</a>	254721	<a href="#">102</a>	255005	<a href="#">103</a>	255217	<a href="#">103</a>	255501	<a href="#">104</a>
254414J	<a href="#">133</a>	254554	<a href="#">96</a>	254633H	<a href="#">98</a>	254722	<a href="#">102</a>	255006	<a href="#">103</a>	255218	<a href="#">103</a>	255502	<a href="#">104</a>
254415J	<a href="#">133</a>	254555	<a href="#">96</a>	254634H	<a href="#">98</a>	254723	<a href="#">102</a>	255007	<a href="#">103</a>	255219	<a href="#">103</a>	255503	<a href="#">104</a>
254416J	<a href="#">133</a>	254556	<a href="#">96</a>	254635H	<a href="#">98</a>	254724	<a href="#">102</a>	255008	<a href="#">103</a>	255220	<a href="#">103</a>	255504	<a href="#">104</a>
254417J	<a href="#">133</a>	254557	<a href="#">96</a>	254636H	<a href="#">98</a>	254725	<a href="#">102</a>	255009	<a href="#">103</a>	255221	<a href="#">103</a>	255505	<a href="#">104</a>
254418J	<a href="#">133</a>	254558	<a href="#">96</a>	254637H	<a href="#">98</a>	254726	<a href="#">102</a>	255010	<a href="#">103</a>	255222	<a href="#">103</a>	255506	<a href="#">104</a>
254419J	<a href="#">133</a>	254559	<a href="#">96</a>	254638H	<a href="#">98</a>	254727	<a href="#">102</a>	255011	<a href="#">103</a>	255223	<a href="#">103</a>	255507	<a href="#">104</a>
254420J	<a href="#">133</a>	254560	<a href="#">96</a>	254639H	<a href="#">98</a>	254800	<a href="#">102</a>	255012	<a href="#">103</a>	255224	<a href="#">103</a>	255508	<a href="#">104</a>
254421J	<a href="#">133</a>	254561	<a href="#">96</a>	254651	<a href="#">98</a>	254801	<a href="#">102</a>	255013	<a href="#">103</a>	255225	<a href="#">103</a>	255509	<a href="#">104</a>
254422J	<a href="#">133</a>	254562	<a href="#">96</a>	254652	<a href="#">98</a>	254802	<a href="#">102</a>	255014	<a href="#">103</a>	255226	<a href="#">103</a>	255510	<a href="#">104</a>
254423J	<a href="#">133</a>	254563	<a href="#">96</a>	254653	<a href="#">98</a>	254803	<a href="#">102</a>	255015	<a href="#">103</a>	255227	<a href="#">103</a>	255511	<a href="#">104</a>
254424J	<a href="#">133</a>	254564	<a href="#">96</a>	254654	<a href="#">98</a>	254804	<a href="#">102</a>	255016	<a href="#">103</a>	255300	<a href="#">104</a>	255512	<a href="#">104</a>
254425J	<a href="#">133</a>	254565	<a href="#">96</a>	254655	<a href="#">98</a>	254805	<a href="#">102</a>	255017	<a href="#">103</a>	255301	<a href="#">104</a>	255513	<a href="#">104</a>
254426J	<a href="#">133</a>	254566	<a href="#">96</a>	254656	<a href="#">98</a>	254806	<a href="#">102</a>	255018	<a href="#">103</a>	255302	<a href="#">104</a>	255514	<a href="#">104</a>
254427J	<a href="#">133</a>	254567	<a href="#">96</a>	254657	<a href="#">98</a>	254807	<a href="#">102</a>	255019	<a href="#">103</a>	255303	<a href="#">104</a>	255515	<a href="#">104</a>
254428J	<a href="#">133</a>	254568	<a href="#">96</a>	254658	<a href="#">98</a>	254808	<a href="#">102</a>	255020	<a href="#">103</a>	255304	<a href="#">104</a>	255516	<a href="#">104</a>
254429J	<a href="#">133</a>	254569	<a href="#">96</a>	254659	<a href="#">98</a>	254809	<a href="#">102</a>	255021	<a href="#">103</a>	255305	<a href="#">104</a>	255517	<a href="#">104</a>
254430J	<a href="#">133</a>	254570	<a href="#">96</a>	254660	<a href="#">98</a>	254810	<a href="#">102</a>	255022	<a href="#">103</a>	255306	<a href="#">104</a>	255518	<a href="#">104</a>
254431J	<a href="#">133</a>	254571	<a href="#">96</a>	254661	<a href="#">98</a>	254811	<a href="#">102</a>	255023	<a href="#">103</a>	255307	<a href="#">104</a>	255519	<a href="#">104</a>
254432J	<a href="#">133</a>	254572	<a href="#">96</a>	254662	<a href="#">98</a>	254812	<a href="#">102</a>	255024	<a href="#">103</a>	255308	<a href="#">104</a>	255520	<a href="#">104</a>
254433J	<a href="#">133</a>	254573	<a href="#">96</a>	254663	<a href="#">98</a>	254813	<a href="#">102</a>	255025	<a href="#">103</a>	255309	<a href="#">104</a>	255521	<a href="#">104</a>
254434J	<a href="#">133</a>	254574	<a href="#">96</a>	254664	<a href="#">98</a>	254814	<a href="#">102</a>	255026	<a href="#">103</a>	255310	<a href="#">104</a>	255522	<a href="#">104</a>
254435J	<a href="#">133</a>	254575	<a href="#">96</a>	254665	<a href="#">98</a>	254815	<a href="#">102</a>	255027	<a href="#">103</a>	255311	<a href="#">104</a>	255523	<a href="#">104</a>
254436J	<a href="#">133</a>	254576	<a href="#">96</a>	254666	<a href="#">98</a>	254816	<a href="#">102</a>	255100	<a href="#">103</a>	255312	<a href="#">104</a>	255524	<a href="#">104</a>
254437J	<a href="#">133</a>	254577	<a href="#">96</a>	254667	<a href="#">98</a>	254817	<a href="#">102</a>	255101	<a href="#">103</a>	255313	<a href="#">104</a>	255525	<a href="#">104</a>
254438J	<a href="#">133</a>	254578	<a href="#">96</a>	254668	<a href="#">98</a>	254818	<a href="#">102</a>	255102	<a href="#">103</a>	255314	<a href="#">104</a>	255526	<a href="#">104</a>
254439J	<a href="#">133</a>	254579	<a href="#">96</a>	254669	<a href="#">98</a>	254819	<a href="#">102</a>	255103	<a href="#">103</a>	255315	<a href="#">104</a>	255527	<a href="#">104</a>
254501H	<a href="#">96</a>	254580	<a href="#">96</a>	254670	<a href="#">98</a>	254820	<a href="#">102</a>	255104	<a href="#">103</a>	255316	<a href="#">104</a>	255601	<a href="#">105</a>
254502H	<a href="#">96</a>	254581	<a href="#">96</a>	254671	<a href="#">98</a>	254821	<a href="#">102</a>	255105	<a href="#">103</a>	255317	<a href="#">104</a>	255602	<a href="#">105</a>
254503H	<a href="#">96</a>	254582	<a href="#">96</a>	254672	<a href="#">98</a>	254822	<a href="#">102</a>	255106	<a href="#">103</a>	255318	<a href="#">104</a>	255603	<a href="#">105</a>



# INDEX

Code	Page	Code	Page	Code	Page	Code	Page	Code	Page	Code	Page	Code	Page
261034	<a href="#">160</a>	KMD.01.60.01.C	<a href="#">192</a>	KMD.02.90.05.B	<a href="#">193</a>	KMD.03.75.01.A	<a href="#">188</a>	KMD.04.75.05.A	<a href="#">194</a>	KMD.07.45.01.B	<a href="#">196</a>	KMD.11.15.05.B	<a href="#">198</a>
261035	<a href="#">160</a>	KMD.01.60.02.C	<a href="#">192</a>	KMD.02.90.06.B	<a href="#">193</a>	KMD.03.75.01.B	<a href="#">189</a>	KMD.04.75.06.A	<a href="#">194</a>	KMD.07.60.01.B	<a href="#">196</a>	KMD.11.15.06.B	<a href="#">198</a>
261036	<a href="#">160</a>	KMD.01.60.03.C	<a href="#">192</a>	KMD.02.90.07.B	<a href="#">193</a>	KMD.03.75.02.A	<a href="#">188</a>	KMD.04.75.07.A	<a href="#">194</a>	KMD.07.75.01.B	<a href="#">196</a>	KMD.11.15.07.B	<a href="#">198</a>
261037	<a href="#">160</a>	KMD.01.60.04.C	<a href="#">192</a>	KMD.03.15.08.B	<a href="#">189</a>	KMD.03.75.02.B	<a href="#">189</a>	KMD.04.75.08.A	<a href="#">194</a>	KMD.07.90.01.B	<a href="#">196</a>	KMD.11.15.08.B	<a href="#">198</a>
261038	<a href="#">160</a>	KMD.01.60.05.C	<a href="#">192</a>	KMD.03.15.01.A	<a href="#">188</a>	KMD.03.75.03.A	<a href="#">188</a>	KMD.04.90.01.A	<a href="#">194</a>	KMD.08.15.01.B	<a href="#">197</a>	KMD.11.30.01.B	<a href="#">198</a>
261039	<a href="#">160</a>	KMD.01.60.06.C	<a href="#">192</a>	KMD.03.15.01.B	<a href="#">189</a>	KMD.03.75.03.B	<a href="#">189</a>	KMD.04.90.02.A	<a href="#">194</a>	KMD.08.15.02.B	<a href="#">197</a>	KMD.11.30.02.B	<a href="#">198</a>
261102	<a href="#">112</a>	KMD.01.60.07.C	<a href="#">192</a>	KMD.03.15.02.A	<a href="#">188</a>	KMD.03.75.04.A	<a href="#">188</a>	KMD.04.90.03.A	<a href="#">194</a>	KMD.08.15.03.B	<a href="#">197</a>	KMD.11.30.03.B	<a href="#">198</a>
261103	<a href="#">112</a>	KMD.01.60.08.C	<a href="#">192</a>	KMD.03.15.02.B	<a href="#">189</a>	KMD.03.75.04.B	<a href="#">189</a>	KMD.04.90.04.A	<a href="#">194</a>	KMD.08.15.04.B	<a href="#">197</a>	KMD.11.30.04.B	<a href="#">198</a>
261104	<a href="#">112</a>	KMD.01.75.01.C	<a href="#">192</a>	KMD.03.15.03.A	<a href="#">188</a>	KMD.03.75.05.A	<a href="#">188</a>	KMD.04.90.05.A	<a href="#">194</a>	KMD.08.15.05.B	<a href="#">197</a>	KMD.11.30.05.B	<a href="#">198</a>
261105	<a href="#">112</a>	KMD.01.75.02.C	<a href="#">192</a>	KMD.03.15.03.B	<a href="#">189</a>	KMD.03.75.05.B	<a href="#">189</a>	KMD.04.90.06.A	<a href="#">194</a>	KMD.08.15.06.B	<a href="#">197</a>	KMD.11.30.06.B	<a href="#">198</a>
261106	<a href="#">112</a>	KMD.01.75.03.C	<a href="#">192</a>	KMD.03.15.04.A	<a href="#">188</a>	KMD.03.75.06.A	<a href="#">188</a>	KMD.04.90.07.A	<a href="#">194</a>	KMD.08.15.07.B	<a href="#">197</a>	KMD.11.30.07.B	<a href="#">198</a>
261107	<a href="#">112</a>	KMD.01.75.04.C	<a href="#">192</a>	KMD.03.15.04.B	<a href="#">189</a>	KMD.03.75.06.B	<a href="#">189</a>	KMD.04.90.08.A	<a href="#">194</a>	KMD.08.15.08.B	<a href="#">197</a>	KMD.11.30.08.B	<a href="#">198</a>
261108	<a href="#">112</a>	KMD.01.75.05.C	<a href="#">192</a>	KMD.03.15.05.A	<a href="#">188</a>	KMD.03.75.07.A	<a href="#">188</a>	KMD.05.15.01.B	<a href="#">191</a>	KMD.08.30.01.B	<a href="#">197</a>	KMD.11.45.01.B	<a href="#">198</a>
261109	<a href="#">112</a>	KMD.01.75.06.C	<a href="#">192</a>	KMD.03.15.05.B	<a href="#">189</a>	KMD.03.75.07.B	<a href="#">189</a>	KMD.05.15.02.B	<a href="#">191</a>	KMD.08.30.02.B	<a href="#">197</a>	KMD.11.45.02.B	<a href="#">198</a>
261110	<a href="#">112</a>	KMD.01.75.07.C	<a href="#">192</a>	KMD.03.15.06.A	<a href="#">188</a>	KMD.03.75.08.A	<a href="#">188</a>	KMD.05.15.03.B	<a href="#">191</a>	KMD.08.30.03.B	<a href="#">197</a>	KMD.11.45.03.B	<a href="#">198</a>
261111	<a href="#">112</a>	KMD.01.75.08.C	<a href="#">192</a>	KMD.03.15.06.B	<a href="#">189</a>	KMD.03.75.08.B	<a href="#">189</a>	KMD.05.15.04.B	<a href="#">191</a>	KMD.08.30.04.B	<a href="#">197</a>	KMD.11.45.04.B	<a href="#">198</a>
261112	<a href="#">112</a>	KMD.01.90.01.C	<a href="#">192</a>	KMD.03.15.07.A	<a href="#">188</a>	KMD.03.90.01.A	<a href="#">188</a>	KMD.05.15.05.B	<a href="#">191</a>	KMD.08.30.05.B	<a href="#">197</a>	KMD.11.45.05.B	<a href="#">198</a>
261113	<a href="#">112</a>	KMD.01.90.02.C	<a href="#">192</a>	KMD.03.15.07.B	<a href="#">189</a>	KMD.03.90.01.B	<a href="#">189</a>	KMD.05.15.06.B	<a href="#">191</a>	KMD.08.30.06.B	<a href="#">197</a>	KMD.11.45.06.B	<a href="#">198</a>
261114	<a href="#">112</a>	KMD.01.90.03.C	<a href="#">192</a>	KMD.03.15.08.A	<a href="#">188</a>	KMD.03.90.02.A	<a href="#">188</a>	KMD.05.15.07.B	<a href="#">191</a>	KMD.08.30.07.B	<a href="#">197</a>	KMD.11.45.07.B	<a href="#">198</a>
261115	<a href="#">112</a>	KMD.01.90.04.C	<a href="#">192</a>	KMD.03.15.08.B	<a href="#">189</a>	KMD.03.90.02.B	<a href="#">189</a>	KMD.05.15.08.B	<a href="#">191</a>	KMD.08.30.08.B	<a href="#">197</a>	KMD.11.45.08.B	<a href="#">198</a>
261116	<a href="#">112</a>	KMD.01.90.05.C	<a href="#">192</a>	KMD.03.30.01.A	<a href="#">188</a>	KMD.03.90.03.A	<a href="#">188</a>	KMD.05.30.01.B	<a href="#">191</a>	KMD.08.45.01.B	<a href="#">197</a>	KMD.11.60.01.B	<a href="#">198</a>
261117	<a href="#">112</a>	KMD.01.90.06.C	<a href="#">192</a>	KMD.03.30.01.B	<a href="#">189</a>	KMD.03.90.03.B	<a href="#">189</a>	KMD.05.30.02.B	<a href="#">191</a>	KMD.08.45.02.B	<a href="#">197</a>	KMD.11.60.02.B	<a href="#">198</a>
261118	<a href="#">112</a>	KMD.01.90.07.C	<a href="#">192</a>	KMD.03.30.02.A	<a href="#">188</a>	KMD.03.90.04.A	<a href="#">188</a>	KMD.05.30.03.B	<a href="#">191</a>	KMD.08.45.03.B	<a href="#">197</a>	KMD.11.60.03.B	<a href="#">198</a>
261119	<a href="#">112</a>	KMD.01.90.08.C	<a href="#">192</a>	KMD.03.30.02.B	<a href="#">189</a>	KMD.03.90.04.B	<a href="#">189</a>	KMD.05.30.04.B	<a href="#">191</a>	KMD.08.45.04.B	<a href="#">197</a>	KMD.11.60.04.B	<a href="#">198</a>
261120	<a href="#">112</a>	KMD.02.15.01.B	<a href="#">193</a>	KMD.03.30.03.A	<a href="#">188</a>	KMD.03.90.05.A	<a href="#">188</a>	KMD.05.30.05.B	<a href="#">191</a>	KMD.08.45.05.B	<a href="#">197</a>	KMD.11.60.05.B	<a href="#">198</a>
261121	<a href="#">112</a>	KMD.02.15.02.B	<a href="#">193</a>	KMD.03.30.03.B	<a href="#">189</a>	KMD.03.90.05.B	<a href="#">189</a>	KMD.05.30.06.B	<a href="#">191</a>	KMD.08.45.06.B	<a href="#">197</a>	KMD.11.60.06.B	<a href="#">198</a>
261122	<a href="#">112</a>	KMD.02.15.03.B	<a href="#">193</a>	KMD.03.30.04.A	<a href="#">188</a>	KMD.03.90.06.A	<a href="#">188</a>	KMD.05.30.07.B	<a href="#">191</a>	KMD.08.45.07.B	<a href="#">197</a>	KMD.11.60.07.B	<a href="#">198</a>
261123	<a href="#">112</a>	KMD.02.15.04.B	<a href="#">193</a>	KMD.03.30.04.B	<a href="#">189</a>	KMD.03.90.06.B	<a href="#">189</a>	KMD.05.30.08.B	<a href="#">191</a>	KMD.08.45.08.B	<a href="#">197</a>	KMD.11.60.08.B	<a href="#">198</a>
261124	<a href="#">112</a>	KMD.02.15.05.B	<a href="#">193</a>	KMD.03.30.05.A	<a href="#">188</a>	KMD.03.90.07.A	<a href="#">188</a>	KMD.05.45.01.B	<a href="#">191</a>	KMD.08.60.01.B	<a href="#">197</a>	KMD.11.75.01.B	<a href="#">198</a>
261125	<a href="#">112</a>	KMD.02.15.06.B	<a href="#">193</a>	KMD.03.30.05.B	<a href="#">189</a>	KMD.03.90.07.B	<a href="#">189</a>	KMD.05.45.02.B	<a href="#">191</a>	KMD.08.60.02.B	<a href="#">197</a>	KMD.11.75.02.B	<a href="#">198</a>
261126	<a href="#">112</a>	KMD.02.15.07.B	<a href="#">193</a>	KMD.03.30.06.A	<a href="#">188</a>	KMD.03.90.08.A	<a href="#">188</a>	KMD.05.45.03.B	<a href="#">191</a>	KMD.08.60.03.B	<a href="#">197</a>	KMD.11.75.03.B	<a href="#">198</a>
261127	<a href="#">112</a>	KMD.02.15.08.B	<a href="#">193</a>	KMD.03.30.06.B	<a href="#">189</a>	KMD.03.90.08.B	<a href="#">189</a>	KMD.05.45.04.B	<a href="#">191</a>	KMD.08.60.04.B	<a href="#">197</a>	KMD.11.75.04.B	<a href="#">198</a>
261128	<a href="#">112</a>	KMD.02.30.01.B	<a href="#">193</a>	KMD.03.30.07.A	<a href="#">188</a>	KMD.04.15.01.A	<a href="#">194</a>	KMD.05.45.05.B	<a href="#">191</a>	KMD.08.60.05.B	<a href="#">197</a>	KMD.11.75.05.B	<a href="#">198</a>
261129	<a href="#">112</a>	KMD.02.30.02.B	<a href="#">193</a>	KMD.03.30.07.B	<a href="#">189</a>	KMD.04.15.02.A	<a href="#">194</a>	KMD.05.45.06.B	<a href="#">191</a>	KMD.08.60.06.B	<a href="#">197</a>	KMD.11.75.06.B	<a href="#">198</a>
261130	<a href="#">112</a>	KMD.02.30.03.B	<a href="#">193</a>	KMD.03.30.08.A	<a href="#">188</a>	KMD.04.15.03.A	<a href="#">194</a>	KMD.05.45.07.B	<a href="#">191</a>	KMD.08.60.07.B	<a href="#">197</a>	KMD.11.75.07.B	<a href="#">198</a>
261131	<a href="#">112</a>	KMD.02.30.04.B	<a href="#">193</a>	KMD.03.30.08.B	<a href="#">189</a>	KMD.04.15.04.A	<a href="#">194</a>	KMD.05.45.08.B	<a href="#">191</a>	KMD.08.60.08.B	<a href="#">197</a>	KMD.11.75.08.B	<a href="#">198</a>
261132	<a href="#">112</a>	KMD.02.30.05.B	<a href="#">193</a>	KMD.03.45.01.A	<a href="#">188</a>	KMD.04.15.05.A	<a href="#">194</a>	KMD.05.60.01.B	<a href="#">191</a>	KMD.08.75.01.B	<a href="#">197</a>	KMD.11.90.01.B	<a href="#">198</a>
261133	<a href="#">112</a>	KMD.02.30.06.B	<a href="#">193</a>	KMD.03.45.01.B	<a href="#">189</a>	KMD.04.15.06.A	<a href="#">194</a>	KMD.05.60.02.B	<a href="#">191</a>	KMD.08.75.02.B	<a href="#">197</a>	KMD.11.90.02.B	<a href="#">198</a>
261134	<a href="#">112</a>	KMD.02.30.07.B	<a href="#">193</a>	KMD.03.45.02.A	<a href="#">188</a>	KMD.04.15.07.A	<a href="#">194</a>	KMD.05.60.03.B	<a href="#">191</a>	KMD.08.75.03.B	<a href="#">197</a>	KMD.11.90.03.B	<a href="#">198</a>
261135	<a href="#">112</a>	KMD.02.30.08.B	<a href="#">193</a>	KMD.03.45.02.B	<a href="#">189</a>	KMD.04.15.08.A	<a href="#">194</a>	KMD.05.60.04.B	<a href="#">191</a>	KMD.08.75.04.B	<a href="#">197</a>	KMD.11.90.04.B	<a href="#">198</a>
261136	<a href="#">112</a>	KMD.02.45.01.B	<a href="#">193</a>	KMD.03.45.03.A	<a href="#">188</a>	KMD.04.30.01.A	<a href="#">194</a>	KMD.05.60.05.B	<a href="#">191</a>	KMD.08.75.05.B	<a href="#">197</a>	KMD.11.90.05.B	<a href="#">198</a>
261137	<a href="#">112</a>	KMD.02.45.02.B	<a href="#">193</a>	KMD.03.45.03.B	<a href="#">189</a>	KMD.04.30.02.A	<a href="#">194</a>	KMD.05.60.06.B	<a href="#">191</a>	KMD.08.75.06.B	<a href="#">197</a>	KMD.11.90.06.B	<a href="#">198</a>
261138	<a href="#">112</a>	KMD.02.45.03.B	<a href="#">193</a>	KMD.03.45.04.A	<a href="#">188</a>	KMD.04.30.03.A	<a href="#">194</a>	KMD.05.60.07.B	<a href="#">191</a>	KMD.08.75.07.B	<a href="#">197</a>	KMD.11.90.07.B	<a href="#">198</a>
261139	<a href="#">112</a>	KMD.02.45.04.B	<a href="#">193</a>	KMD.03.45.04.B	<a href="#">189</a>	KMD.04.30.04.A	<a href="#">194</a>	KMD.05.60.08.B	<a href="#">191</a>	KMD.08.75.08.B	<a href="#">197</a>	KMD.11.90.08.B	<a href="#">198</a>
KMD.01.15.01.C	<a href="#">192</a>	KMD.02.45.05.B	<a href="#">193</a>	KMD.03.45.05.A	<a href="#">188</a>	KMD.04.30.05.A	<a href="#">194</a>	KMD.05.75.01.B	<a href="#">191</a>	KMD.08.90.01.B	<a href="#">197</a>	KMD.12.15.01.B	<a href="#">200</a>
KMD.01.15.02.C	<a href="#">192</a>	KMD.02.45.06.B	<a href="#">193</a>	KMD.03.45.05.B	<a href="#">189</a>	KMD.04.30.06.A	<a href="#">194</a>	KMD.05.75.02.B	<a href="#">191</a>	KMD.08.90.02.B	<a href="#">197</a>	KMD.12.15.02.B	<a href="#">200</a>
KMD.01.15.03.C	<a href="#">192</a>	KMD.02.45.07.B	<a href="#">193</a>	KMD.03.45.06.A	<a href="#">188</a>	KMD.04.30.07.A	<a href="#">194</a>	KMD.05.75.03.B	<a href="#">191</a>	KMD.08.90.03.B	<a href="#">197</a>	KMD.12.15.03.B	<a href="#">200</a>
KMD.01.15.04.C	<a href="#">192</a>	KMD.02.45.08.B	<a href="#">193</a>	KMD.03.45.06.B	<a href="#">189</a>	KMD.04.30.08.A	<a href="#">194</a>	KMD.05.75.04.B	<a href="#">191</a>	KMD.08.90.04.B	<a href="#">197</a>	KMD.12.15.04.B	<a href="#">200</a>
KMD.01.15.05.C	<a href="#">192</a>	KMD.02.60.01.B	<a href="#">193</a>	KMD.03.45.07.A	<a href="#">188</a>	KMD.04.45.01.A	<a href="#">194</a>	KMD.05.75.05.B	<a href="#">191</a>	KMD.08.90.05.B	<a href="#">197</a>	KMD.12.15.05.B	<a href="#">200</a>
KMD.01.15.06.C	<a href="#">192</a>	KMD.02.60.02.B	<a href="#">193</a>	KMD.03.45.07.B	<a href="#">189</a>	KMD.04.45.02.A	<a href="#">194</a>	KMD.05.75.06.B	<a href="#">191</a>	KMD.08.90.06.B	<a href="#">197</a>	KMD.12.15.06.B	<a href="#">200</a>
KMD.01.15.07.C	<a href="#">192</a>	KMD.02.60.03.B	<a href="#">193</a>	KMD.03.45.08.A	<a href="#">188</a>	KMD.04.45.03.A	<a href="#">194</a>	KMD.05.75.07.B	<a href="#">191</a>	KMD.08.90.07.B	<a href="#">197</a>	KMD.12.15.07.B	<a href="#">200</a>
KMD.01.15.08.C	<a href="#">192</a>	KMD.02.60.04.B	<a href="#">193</a>	KMD.03.45.08.B	<a href="#">189</a>	KMD.04.45.04.A	<a href="#">194</a>	KMD.05.75.08.B	<a href="#">191</a>	KMD.08.90.08.B	<a href="#">197</a>	KMD.12.15.08.B	<a href="#">200</a>
KMD.01.30.01.C	<a href="#">192</a>	KMD.02.60.05.B	<a href="#">193</a>	KMD.03.60.01.A	<a href="#">188</a>	KMD.04.45.05.A	<a href="#">194</a>	KMD.05.90.01.B	<a href="#">191</a>	KMD.09.15.01.C	<a href="#">196</a>	KMD.12.30.01.B	<a href="#">200</a>
KMD.01.30.02.C	<a href="#">192</a>	KMD.02.60.06.B	<a href="#">193</a>	KMD.03.60.01.B	<a href="#">189</a>	KMD.04.45.06.A	<a href="#">194</a>	KMD.05.90.02.B	<a href="#">191</a>	KMD.09.30.01.C	<a href="#">196</a>	KMD.12.30.02.B	<a href="#">200</a>
KMD.01.30.03.C	<a href="#">192</a>	KMD.02.60.07.B	<a href="#">193</a>	KMD.03.60.02.A	<a href="#">188</a>	KMD.04.45.07.A	<a href="#">194</a>	KMD.05.90.03.B	<a href="#">191</a>	KMD.09.45.01.C	<a href="#">196</a>	KMD.12.30.03.B	<a href="#">200</a>
KMD.01.30.04.C	<a href="#">192</a>	KMD.02.60.08.B	<a href="#">193</a>	KMD.03.60.02.B	<a href="#">189</a>	KMD.04.45.08.A	<a href="#">194</a>	KMD.05.90.04.B	<a href="#">191</a>	KMD.09.60.01.C	<a href="#">196</a>	KMD.12.30.04.B	<a href="#">200</a>
KMD.01.30.05.C	<a href="#">192</a>	KMD.02.75.01.B	<a href="#">193</a>	KMD.03.60.03.A	<a href="#">188</a>	KMD.04.60.01.A	<a href="#">194</a>	KMD.05.90.05.B	<a href="#">191</a>	KMD.09.75.01.C	<a href="#">196</a>	KMD.12.30.05.B	<a href="#">200</a>
KMD.01.30.06.C	<a href="#">192</a>	KMD.02.75.02.B	<a href="#">193</a>	KMD.03.60.03.B	<a href="#">189</a>	KMD.04.60.02.A	<a href="#">194</a>	KMD.05.90.06.B	<a href="#">191</a>	KMD.09.90.01.C	<a href="#">196</a>	KMD.12.30.06.B	<a href="#">200</a>
KMD.01.30.07.C	<a href="#">192</a>	KMD.02.75.03.B	<a href="#">193</a>	KMD.03.60.04.A	<a href="#">188</a>	KMD.04.60.03.A	<a href="#">194</a>	KMD.05.90.07.B	<a href="#">191</a>	KMD.10.15.01.A	<a href="#">196</a>	KMD.12.30.07.B	<a href="#">200</a>
KMD.01.30.08.C	<a href="#">192</a>	KMD.02.75.04.B	<a href="#">193</a>	KMD.03.60.04.B	<a href="#">189</a>	KMD.04.60.04.A	<a href="#">194</a>	KMD.05.90.08.B	<a href="#">191</a>	KMD.			





# INDEX

Code	Page	Code	Page	Code	Page	Code	Page	Code	Page
KMD.92.90.06.B	<a href="#">219</a>	KMD.96.45.02.A	<a href="#">221</a>	KMD.97.75.06.A	<a href="#">228</a>				
KMD.92.90.07.B	<a href="#">219</a>	KMD.96.45.03.A	<a href="#">221</a>	KMD.97.75.07.A	<a href="#">228</a>				
KMD.92.90.08.B	<a href="#">219</a>	KMD.96.45.04.A	<a href="#">221</a>	KMD.97.75.08.A	<a href="#">228</a>				
KMD.93.15.01.B	<a href="#">220</a>	KMD.96.45.05.A	<a href="#">221</a>	KMD.97.90.01.A	<a href="#">228</a>				
KMD.93.15.02.B	<a href="#">220</a>	KMD.96.45.06.A	<a href="#">221</a>	KMD.97.90.02.A	<a href="#">228</a>				
KMD.93.15.03.B	<a href="#">220</a>	KMD.96.45.07.A	<a href="#">221</a>	KMD.97.90.03.A	<a href="#">228</a>				
KMD.93.15.04.B	<a href="#">220</a>	KMD.96.45.08.A	<a href="#">221</a>	KMD.97.90.04.A	<a href="#">228</a>				
KMD.93.15.05.B	<a href="#">220</a>	KMD.96.60.01.A	<a href="#">221</a>	KMD.97.90.05.A	<a href="#">228</a>				
KMD.93.15.06.B	<a href="#">220</a>	KMD.96.60.02.A	<a href="#">221</a>	KMD.97.90.06.A	<a href="#">228</a>				
KMD.93.15.07.B	<a href="#">220</a>	KMD.96.60.03.A	<a href="#">221</a>	KMD.97.90.07.A	<a href="#">228</a>				
KMD.93.15.08.B	<a href="#">220</a>	KMD.96.60.04.A	<a href="#">221</a>	KMD.97.90.08.A	<a href="#">228</a>				
KMD.93.30.01.B	<a href="#">220</a>	KMD.96.60.05.A	<a href="#">221</a>						
KMD.93.30.02.B	<a href="#">220</a>	KMD.96.60.06.A	<a href="#">221</a>						
KMD.93.30.03.B	<a href="#">220</a>	KMD.96.60.07.A	<a href="#">221</a>						
KMD.93.30.04.B	<a href="#">220</a>	KMD.96.60.08.A	<a href="#">221</a>						
KMD.93.30.05.B	<a href="#">220</a>	KMD.96.75.01.A	<a href="#">221</a>						
KMD.93.30.06.B	<a href="#">220</a>	KMD.96.75.02.A	<a href="#">221</a>						
KMD.93.30.07.B	<a href="#">220</a>	KMD.96.75.03.A	<a href="#">221</a>						
KMD.93.30.08.B	<a href="#">220</a>	KMD.96.75.04.A	<a href="#">221</a>						
KMD.93.45.01.B	<a href="#">220</a>	KMD.96.75.05.A	<a href="#">221</a>						
KMD.93.45.02.B	<a href="#">220</a>	KMD.96.75.06.A	<a href="#">221</a>						
KMD.93.45.03.B	<a href="#">220</a>	KMD.96.75.07.A	<a href="#">221</a>						
KMD.93.45.04.B	<a href="#">220</a>	KMD.96.75.08.A	<a href="#">221</a>						
KMD.93.45.05.B	<a href="#">220</a>	KMD.96.90.01.A	<a href="#">221</a>						
KMD.93.45.06.B	<a href="#">220</a>	KMD.96.90.02.A	<a href="#">221</a>						
KMD.93.45.07.B	<a href="#">220</a>	KMD.96.90.03.A	<a href="#">221</a>						
KMD.93.45.08.B	<a href="#">220</a>	KMD.96.90.04.A	<a href="#">221</a>						
KMD.93.60.01.B	<a href="#">220</a>	KMD.96.90.05.A	<a href="#">221</a>						
KMD.93.60.02.B	<a href="#">220</a>	KMD.96.90.06.A	<a href="#">221</a>						
KMD.93.60.03.B	<a href="#">220</a>	KMD.96.90.07.A	<a href="#">221</a>						
KMD.93.60.04.B	<a href="#">220</a>	KMD.96.90.08.A	<a href="#">221</a>						
KMD.93.60.05.B	<a href="#">220</a>	KMD.97.15.01.A	<a href="#">228</a>						
KMD.93.60.06.B	<a href="#">220</a>	KMD.97.15.02.A	<a href="#">228</a>						
KMD.93.60.07.B	<a href="#">220</a>	KMD.97.15.03.A	<a href="#">228</a>						
KMD.93.60.08.B	<a href="#">220</a>	KMD.97.15.04.A	<a href="#">228</a>						
KMD.93.75.01.B	<a href="#">220</a>	KMD.97.15.05.A	<a href="#">228</a>						
KMD.93.75.02.B	<a href="#">220</a>	KMD.97.15.06.A	<a href="#">228</a>						
KMD.93.75.03.B	<a href="#">220</a>	KMD.97.15.07.A	<a href="#">228</a>						
KMD.93.75.04.B	<a href="#">220</a>	KMD.97.15.08.A	<a href="#">228</a>						
KMD.93.75.05.B	<a href="#">220</a>	KMD.97.30.01.A	<a href="#">228</a>						
KMD.93.75.06.B	<a href="#">220</a>	KMD.97.30.02.A	<a href="#">228</a>						
KMD.93.75.07.B	<a href="#">220</a>	KMD.97.30.03.A	<a href="#">228</a>						
KMD.93.75.08.B	<a href="#">220</a>	KMD.97.30.04.A	<a href="#">228</a>						
KMD.93.90.01.B	<a href="#">220</a>	KMD.97.30.05.A	<a href="#">228</a>						
KMD.93.90.02.B	<a href="#">220</a>	KMD.97.30.06.A	<a href="#">228</a>						
KMD.93.90.03.B	<a href="#">220</a>	KMD.97.30.07.A	<a href="#">228</a>						
KMD.93.90.04.B	<a href="#">220</a>	KMD.97.30.08.A	<a href="#">228</a>						
KMD.93.90.05.B	<a href="#">220</a>	KMD.97.45.01.A	<a href="#">228</a>						
KMD.93.90.06.B	<a href="#">220</a>	KMD.97.45.02.A	<a href="#">228</a>						
KMD.93.90.07.B	<a href="#">220</a>	KMD.97.45.03.A	<a href="#">228</a>						
KMD.93.90.08.B	<a href="#">220</a>	KMD.97.45.04.A	<a href="#">228</a>						
KMD.96.15.01.A	<a href="#">221</a>	KMD.97.45.05.A	<a href="#">228</a>						
KMD.96.15.02.A	<a href="#">221</a>	KMD.97.45.06.A	<a href="#">228</a>						
KMD.96.15.03.A	<a href="#">221</a>	KMD.97.45.07.A	<a href="#">228</a>						
KMD.96.15.04.A	<a href="#">221</a>	KMD.97.45.08.A	<a href="#">228</a>						
KMD.96.15.05.A	<a href="#">221</a>	KMD.97.60.01.A	<a href="#">228</a>						
KMD.96.15.06.A	<a href="#">221</a>	KMD.97.60.02.A	<a href="#">228</a>						
KMD.96.15.07.A	<a href="#">221</a>	KMD.97.60.03.A	<a href="#">228</a>						
KMD.96.15.08.A	<a href="#">221</a>	KMD.97.60.04.A	<a href="#">228</a>						
KMD.96.30.01.A	<a href="#">221</a>	KMD.97.60.05.A	<a href="#">228</a>						
KMD.96.30.02.A	<a href="#">221</a>	KMD.97.60.06.A	<a href="#">228</a>						
KMD.96.30.03.A	<a href="#">221</a>	KMD.97.60.07.A	<a href="#">228</a>						
KMD.96.30.04.A	<a href="#">221</a>	KMD.97.60.08.A	<a href="#">228</a>						
KMD.96.30.05.A	<a href="#">221</a>	KMD.97.75.01.A	<a href="#">228</a>						
KMD.96.30.06.A	<a href="#">221</a>	KMD.97.75.02.A	<a href="#">228</a>						
KMD.96.30.07.A	<a href="#">221</a>	KMD.97.75.03.A	<a href="#">228</a>						
KMD.96.30.08.A	<a href="#">221</a>	KMD.97.75.04.A	<a href="#">228</a>						
KMD.96.45.01.A	<a href="#">221</a>	KMD.97.75.05.A	<a href="#">228</a>						